

**GAMCO GLOBAL SERIES FUNDS, INC.**  
The Gabelli Global Content & Connectivity Fund  
The Gabelli Global Growth Fund  
The Gabelli International Small Cap Fund  
The Gabelli Global Rising Income and Dividend Fund  
The Gabelli Global Mini Mites Fund

**Supplement dated October 18, 2024  
to  
Statutory Prospectus dated April 29, 2024,  
and Statement of Additional Information dated April 29, 2024**

This supplement amends certain information in the Statutory Prospectus (the “Prospectus”) and Statement of Additional Information (the “SAI”), each dated April 29, 2024, of The Gabelli Global Content & Connectivity Fund, The Gabelli Global Growth Fund, The Gabelli International Small Cap Fund, The Gabelli Global Rising Income and Dividend Fund and The Gabelli Global Mini Mites Fund (each a “Fund” and collectively, the “Funds”). Unless otherwise indicated, all other information included in each Fund’s Prospectus and SAI, or any previous supplements thereto, that is not inconsistent with the information set forth in this supplement, remains unchanged. Capitalized terms not otherwise defined in this supplement have the same meaning as in the Prospectus or SAI, as applicable.

***Liquidity Program***

The Funds may participate in a liquidity management program offered by ReFlow Fund, LLC. To reflect this change, please note the following changes to the Prospectus and SAI:

*The following two paragraphs are added under the section titled “Investment Objectives, Investment Strategies, and Related Risks” in the Prospectus:*

**Reflow Liquidity Program.** The Funds may participate from time to time in a program offered by ReFlow Fund, LLC (“ReFlow”). Pursuant to the program and subject to certain conditions, ReFlow provides participating mutual funds with a source of cash to meet net shareholder redemptions by purchasing fund shares at net asset value in an amount up to the value of the net shares redeemed. Following purchases of fund shares, ReFlow then redeems those shares when a fund experiences net sales, at the end of a maximum holding period determined by ReFlow, or at other times at a fund’s or ReFlow’s discretion. While ReFlow holds a fund’s shares, it has the same rights and privileges with respect to those shares as any other shareholder. However, investments in a Fund by ReFlow are exempt from the Funds’ 2.00% short term trading fee policy as described in this Prospectus.

In the event a Fund uses the ReFlow program, the Fund will pay a fee to ReFlow each time ReFlow purchases Fund shares, calculated by applying to the purchase amount a fee rate determined through an automated daily auction among participating mutual funds seeking liquidity that day. The current minimum fee rate is 0.14% of the value of the Fund shares purchased by ReFlow. ReFlow’s purchases of Fund shares through the liquidity program are made on an investment-blind basis without regard to a Fund’s investment objective, policies or anticipated performance. In accordance with federal securities laws, ReFlow is prohibited from acquiring more than 3% of the outstanding voting securities of a Fund. When ReFlow redeems all or part of a position in a Fund, the Fund may pay all or a portion of such redemption in kind. The Funds expect that in kind redemptions will comprise a significant portion of redemptions paid to ReFlow.

*The following sentence is added under the section titled “Redemption of Shares” in the Prospectus:*

The purchase and redemption of shares under the Reflow Liquidity Program are exempt from the 2.00% short term trading fee policy as these transactions do not raise market timing or excessive trading concerns.

---

*The following is added under the section titled “Redemption of Shares—Redemption In Kind” in the Prospectus:*

Redemptions in kind by ReFlow are subject to the procedures described in the section titled “Investment Objectives, Investment Strategies, and Related Risks—Reflow Liquidity Program.”

*Additionally, the following paragraph is added to the SAI under the section titled “Investment Strategies and Risks”:*

**ReFlow Liquidity Program.** The Funds may participate in the ReFlow liquidity program, which is designed to provide an alternative liquidity source for mutual funds experiencing redemptions of their shares. In order to pay cash to shareholders who redeem their shares on a given day, a mutual fund typically must hold cash in its portfolio, liquidate portfolio securities, or borrow money, all of which impose certain costs on the fund. ReFlow Fund, LLC (“ReFlow”) provides participating mutual funds with another source of cash by standing ready to purchase shares from a fund at net asset value up to the amount of the fund’s net redemptions on a given day. ReFlow then generally redeems those shares when the fund experiences net sales, at the end of a maximum holding period determined by ReFlow, or at other times at a fund’s or ReFlow’s discretion. In return for this service, the Funds will pay a fee to ReFlow at a rate determined by a daily auction with other participating mutual funds seeking liquidity that day. The current minimum fee rate is 0.14% of the value of the Fund shares purchases by ReFlow, although a Fund may submit a bid at a higher fee rate if it determines that doing so is in the best interest of Fund shareholders. While ReFlow holds a Fund’s shares, it has the same rights and privileges with respect to those shares as any other shareholder. However, investments in a Fund by ReFlow are exempt from the 2.00% short term trading fee policy as described in the Prospectus as these transactions do not raise market timing or excessive trading concerns. In accordance with federal securities laws, ReFlow is prohibited from acquiring more than 3% of the outstanding voting securities of a Fund. There is no assurance that ReFlow will have sufficient funds available to meet the Funds’ liquidity needs on a particular day. The Funds expect that in-kind redemptions will comprise a significant portion of redemptions paid to ReFlow. The Funds’ participation in the ReFlow program will be reviewed periodically by the Board.

#### ***Sales Charge Reductions and Waiver Available through Certain Intermediaries***

Effective immediately, the following is inserted into Appendix A to the Prospectus:

##### **Robert W. Baird & Co. (“Baird”)**

Shareholders purchasing shares of a Fund through a Baird platform or account will only be eligible for the following sales charge waivers (front-end sales charge waivers and CDSC waivers) and discounts, which may differ from those disclosed elsewhere in the Prospectus or the SAI.

#### **Front-End Sales Charge Waivers on Investors A-shares Available at Baird**

- Shares purchased through reinvestment of capital gains distributions and dividend reinvestment when purchasing shares of the same Fund
  - Shares purchased by employees and registered representatives of Baird or its affiliate and their family members as designated by Baird
  - Shares purchased using the proceeds of redemptions from a Gabelli Fund, provided (1) the repurchase occurs within 90 days following the redemption, (2) the redemption and purchase occur in the same accounts, and (3) redeemed shares were subject to a front-end or deferred sales charge (known as rights of reinstatement)
  - A shareholder in a Fund’s Investor C shares will have their share converted at net asset value to Investor A shares of the same Fund if the shares are no longer subject to CDSC and the conversion is in line with the policies and procedures of Baird
-

- Employer-sponsored retirement plans or charitable accounts in a transactional brokerage account at Baird, including 401(k) plans, 457 plans, employer-sponsored 403(b) plans, profit sharing and money purchase pension plans and defined benefit plans. For purposes of this provision, employer-sponsored retirement plans do not include SEP IRAs, Simple IRAs or SAR-SEPs

#### **CDSC Waivers on Class A and C Shares Available at Baird**

- Shares sold due to death or disability of the shareholder
- Shares sold as part of a systematic withdrawal plan as described in the Fund's Prospectus
- Shares bought due to returns of excess contributions from an IRA Account
- Shares sold as part of a required minimum distribution for IRA and retirement accounts due to the shareholder reaching the qualified age based on applicable Internal Revenue Service regulations as described in the Fund's Prospectus
- Shares sold to pay Baird fees but only if the transaction is initiated by Baird
- Shares acquired through a right of reinstatement

#### **Front-End Sales Charge Discounts Available at Baird: Breakpoints and/or Rights of Accumulations**

- Breakpoints as described in the Prospectus
- Rights of accumulations which entitles shareholders to breakpoint discounts will be automatically calculated based on the aggregated holding of Gabelli Fund assets held by accounts within the purchaser's household at Baird. Eligible Gabelli Fund assets not held at Baird may be included in the rights of accumulations calculation only if the shareholder notifies his or her financial advisor about such assets
- Letters of Intent (LOI) allow for breakpoint discounts based on anticipated purchases of Gabelli Fund shares through Baird, over a 13-month period of time

#### ***The Gabelli Global Growth Fund -- Addition of Portfolio Manager***

Effective October 1, 2024, Mr. John Belton has been added to the portfolio management team for The Gabelli Global Growth Fund. To reflect this change, please note the following changes to the Prospectus and SAI:

*The following replaces the disclosure in the section titled "Summary of the Funds—The Gabelli Global Growth Fund—Management—The Portfolio Managers" in the Prospectus:*

**The Portfolio Managers.** Messrs. Caesar M.P. Bryan, Senior Vice President of GAMCO Investors, Inc., and Howard F. Ward, CFA, Senior Vice President of GAMCO Investors, Inc. and Chief Investment Officer of Growth Equities, have served as portfolio managers of the Global Growth Fund since 2000 and 2005, respectively. Mr. John Belton, CFA, portfolio manager of the Adviser, has served as portfolio manager of the Fund since 2024. Mr. Belton was most recently an Investment Analyst and Partner at Absolute Partners Global. Prior to joining Absolute in 2021, Mr. Belton was an Equity Research Analyst at Evercore ISI for six years, culminating as a Vice President, Equity Research. Mr. Belton holds an MBA with Honors in Finance and Economics from Columbia Business School, a BA in Mathematics and Philosophy from Boston College, and is a CFA Charterholder.

---

The following is added as the penultimate paragraph in the section titled “Management of the Funds—The Portfolio Managers” in the Prospectus:

Mr. John Belton, CFA, is a portfolio manager for the Adviser managing a portion of the assets of the Global Growth Fund. He joined the Adviser in January 2024 and currently serves as a Managing Director of its Growth Products. Mr. Belton is also a portfolio manager of the Gabelli Growth Innovators ETF and the Gabelli Growth Fund.

The following is added to the section titled “Investment Advisory and Other Services—Portfolio Manager Information—Other Accounts Managed—Gabelli Global Growth Fund” in the SAI with information as of December 31, 2023:

Name of Portfolio Manager	Type of Accounts	Total Number of Accounts Managed	Total Assets	Number of Accounts Managed with Advisory Fee Based on Performance	Total Assets with Advisory Fee Based on Performance
John Belton	Registered Investment Companies:	0	\$0	0	\$0
	Other Pooled Investment Vehicles:	0	\$0	0	\$0
	Other Accounts:	4	Less than \$100,000	0	\$0

The following is added to the section titled “Investment Advisory and Other Services—Portfolio Manager Information—Ownership of Shares in the Funds”:

Name	Fund	Dollar Range of Equity Securities Held in the Fund*
John Belton	Global Growth Fund	A

\* Key to Dollar Ranges – Information as of December 31, 2023

- A. None
- B. \$1 – \$10,000
- C. \$10,001 – \$50,000
- D. \$50,001 – \$100,000
- E. \$100,001 - \$500,000
- F. \$500,001 – \$1,000,000
- G. over \$1,000,000

SHAREHOLDERS SHOULD RETAIN THIS SUPPLEMENT FOR FUTURE REFERENCE

GAMCO Global Series Funds, Inc.

The Gabelli Global Content & Connectivity Fund

The Gabelli Global Growth Fund

The Gabelli International Small Cap Fund

The Gabelli Global Rising Income and Dividend Fund

Gabelli Global Mini Mites™ Fund

(each a “Fund” and collectively, the “Funds”)

One Corporate Center  
Rye, New York 10580-1422

800-GABELLI

(800-422-3554)

fax: 914-921-5118

website: [www.gabelli.com](http://www.gabelli.com)

email: [info@gabelli.com](mailto:info@gabelli.com)

Questions?

Call 800-GABELLI

or your investment representative.

Table of Contents

Summary of the Funds	
Gabelli Global Content & Connectivity Fund . . .	2
Gabelli Global Growth Fund . . . . .	11
Gabelli International Small Cap Fund . . . . .	19
Gabelli Global Rising Income and Dividend Fund . . . . .	27
Gabelli Global Mini Mites™ Fund . . . . .	36
Investment Objectives, Investment Strategies and Related Risks . . . . .	45
Management of the Funds . . . . .	57
Index Descriptions . . . . .	59
Classes of Shares . . . . .	60
Purchase of Shares . . . . .	65
Redemption of Shares . . . . .	71
Exchange of Shares . . . . .	75
Pricing of Fund Shares . . . . .	76
Dividends and Distributions . . . . .	78
Tax Information . . . . .	79
Mailings and E-Delivery to Shareholders . . . . .	80
Financial Highlights . . . . .	80
Appendix A . . . . .	86

GAMCO Global Series Funds, Inc.  
(the “Corporation”)

<u>Fund</u>	<u>Class</u>	<u>Ticker Symbol</u>
The Gabelli Global Content & Connectivity Fund	AAA	GABTX
	A	GTCAX
	I	GTIX
The Gabelli Global Growth Fund	AAA	GICPX
	A	GGGAX
	I	GGGIX
The Gabelli International Small Cap Fund	AAA	GABOX
	A	GOCAX
	I	GLOIX
The Gabelli Global Rising Income and Dividend Fund	AAA	GAGCX
	A	GAGAX
	I	GAGIX
Gabelli Global Mini Mites™ Fund	AAA	GAMNX
	A	GMNAX
	I	GGMMX

PROSPECTUS

April 29, 2024

*The Securities and Exchange Commission has not approved or disapproved the shares described in this prospectus or determined whether this prospectus is accurate or complete. Any representation to the contrary is a criminal offense.*

**THE GABELLI GLOBAL CONTENT & CONNECTIVITY FUND**  
**(THE “GLOBAL CONTENT & CONNECTIVITY FUND”)**

***Investment Objectives***

The Global Content & Connectivity Fund primarily seeks to provide investors with appreciation of capital. Current income is a secondary objective of the Global Content & Connectivity Fund.

***Fees and Expenses of the Global Content & Connectivity Fund:***

This table describes the fees and expenses that you may pay if you buy and hold shares of the Global Content & Connectivity Fund. You may pay other fees, such as brokerage commissions and other fees to financial intermediaries, which are not reflected in the tables and examples below. You may qualify for sales charge discounts on Class A shares if you and your family invest, or agree to invest in the future, at least \$50,000 in Class A shares of the Gabelli family of mutual funds when and if initial investments into Class A shares are reopened. More information about these and other discounts is available from your financial professional and in the section entitled “Classes of Shares” on page 60 of the prospectus and in Appendix A, “Sales Charge Reductions and Waivers Available through Certain Intermediaries,” attached to the Global Content & Connectivity Fund’s prospectus and “Distribution Plans” on page 48 of the Fund’s statement of additional information.

	<u><b>Class AAA Shares</b></u>	<u><b>Class A Shares</b></u>	<u><b>Class I Shares</b></u>
<b>Shareholder Fees</b>			
(fees paid directly from your investment):			
Maximum Sales Charge (Load) Imposed on Purchases (as a percentage of offering price) . . . . .	None	5.75%	None
Maximum Deferred Sales Charge (Load) (as a percentage of redemption price) . . . . .	None	None	None
Maximum Sales Charge (Load) Imposed on Reinvested Dividends (as a percentage of amount invested) . . . . .	None	None	None
Redemption Fee (as a percentage of amount redeemed for shares held 7 days or less) . . . . .	2.00%	2.00%	2.00%
Exchange Fee . . . . .	None	None	None
<b>Annual Fund Operating Expenses</b>			
(expenses that you pay each year as a percentage of the value of your investment):			
Management Fees. . . . .	1.00%	1.00%	1.00%
Distribution and Service (Rule 12b-1) Fees. . . . .	0.25%	0.25%	None
Other Expenses. . . . .	0.65%	0.65%	0.65%
Total Annual Fund Operating Expenses <sup>(1)</sup> . . . . .	1.90%	1.90%	1.65%
Fee Waiver and/or Expense Reimbursement <sup>(1)</sup> . . . . .	(0.99)%	(0.99)%	(0.74)%
Total Annual Fund Operating Expenses After Fee Waiver and/or Expense Reimbursement. . . . .	<u>0.91%</u>	<u>0.91%</u>	<u>0.91%</u>

(1) The Adviser has contractually agreed to waive its investment advisory fees and/or to reimburse expenses of the Global Content & Connectivity Fund to the extent necessary to maintain the Total Annual Fund Operating Expenses After Fee Waiver and Expense Reimbursement (excluding brokerage costs, acquired fund fees and expenses, interest, taxes, and extraordinary expenses) at no more than an annual rate of 0.90% for all classes of shares. Under this same arrangement, the Global Content & Connectivity Fund has also agreed, during the two year period following the year of any such waiver or reimbursement by the Adviser, to

repay such amount, but only to the extent the Global Content & Connectivity Fund’s adjusted Total Annual Fund Operating Expenses would not exceed an annual rate of 0.90% for the applicable class of shares, after giving effect to the repayments. This arrangement is in effect through April 30, 2025, and may be terminated only by the Board of Directors of the Corporation (the “Board”) before such time. The Global Content & Connectivity Fund will carry forward any fees and expenses in excess of the expense limitation and repay the Adviser such amount provided the Global Content & Connectivity Fund is able to do so without exceeding the lesser of (1) the expense limit in effect at the time of the waiver or reimbursement, as applicable, or (2) the expense limit in effect at the time of recoupment after giving effect to the repayment.

**Expense Example**

This example is intended to help you compare the cost of investing in the Global Content & Connectivity Fund with the cost of investing in other mutual funds.

The example assumes that you invest \$10,000 in the Global Content & Connectivity Fund for the time periods indicated and then redeem all of your shares at the end of those periods. The example assumes a waiver of expenses through the date of the expiration of the waiver, and reflects Total Annual Fund Operating Expenses following the date of the expiration of the waiver. The example also assumes that your investment has a 5% return each year and that the Global Content & Connectivity Fund’s operating expenses remain the same. Although your actual costs may be higher or lower, based on these assumptions your costs would be:

	<u>1 Year</u>	<u>3 Years</u>	<u>5 Years</u>	<u>10 Years</u>
Class AAA Shares . . . . .	\$ 93	\$ 501	\$ 934	\$2,142
Class A Shares . . . . .	\$663	\$1,047	\$1,456	\$2,593
Class I Shares . . . . .	\$ 93	\$ 448	\$ 827	\$1,892

You would pay the following expenses if you did not redeem your shares of the Global Content & Connectivity Fund:

	<u>1 Year</u>	<u>3 Years</u>	<u>5 Years</u>	<u>10 Years</u>
Class AAA Shares . . . . .	\$ 93	\$ 501	\$ 934	\$2,142
Class A Shares . . . . .	\$663	\$1,047	\$1,456	\$2,593
Class I Shares . . . . .	\$ 93	\$ 448	\$ 827	\$1,892

**Portfolio Turnover**

The Global Content & Connectivity Fund pays transaction costs, such as commissions, when it buys and sells securities (or “turns over” its portfolio). A higher portfolio turnover rate may indicate higher transaction costs and may result in higher taxes when the Global Content & Connectivity Fund’s shares are held in a taxable account. These costs, which are not reflected in the annual fund operating expenses or in the example, affect the Global Content & Connectivity Fund’s performance. During the most recent fiscal year, the Global Content & Connectivity Fund’s portfolio turnover rate was 11% of the average value of its portfolio.

## ***Principal Investment Strategies***

Under normal market conditions, the Global Content & Connectivity Fund will invest its net assets in common stocks of companies in the telecommunications, media, and information technology industries which Gabelli Funds, LLC, the Global Content & Connectivity Fund's investment adviser (the "Adviser"), believes are likely to have rapid growth in revenues and earnings and potential for above average capital appreciation or are undervalued. The Global Content & Connectivity Fund invests primarily in common stocks of foreign and domestic small capitalization, mid capitalization, and large capitalization issuers. As a "global" fund, the Global Content & Connectivity Fund invests in securities of issuers, or related investments thereof, located in at least three countries, and at least 40% of the Global Content & Connectivity Fund's total net assets is invested in securities of non-U.S. issuers or related investments thereof. In selecting investments, the Adviser also considers the market price of the issuer's securities, its balance sheet characteristics and the perceived strength of its management. In accordance with its existing concentration policy, the Global Content & Connectivity Fund will continue to invest at least 25% of the value of its total assets in the telecommunications-related industry, and not invest more than 25% of the value of its total assets in any other particular industry.

The companies in which the Global Content & Connectivity Fund may invest are engaged in the following products, services, or activities: telecommunications services (including data, video, voice, advanced IP-based services, corporate networking solutions, messaging and other communication and connectivity applications based on established and emerging technologies); telecommunications infrastructure and equipment; media & entertainment (including television; radio; cable networks; filmed, live, and digital entertainment; advertising; publishing; emerging forms of digital and interactive content; eSports; and eGaming); consumer electronics; e-commerce & information technology (including Internet software and services; application, systems, and home entertainment software; IT consulting, data processing, and technology hardware and equipment). Additional cross-industry investment focus areas include: cloud computing, The Internet of Things ("IoT") (including solutions related to connected vehicle, connected home, smart city, smart grid), Big Data, artificial intelligence, machine learning, robotics, cybersecurity, virtual reality, augmented reality, digital convergence, biometric and wearable devices, eHealth, eGovernment, financial technology, over-the-top ("OTT") content and applications, and software-as-a-service ("SaaS").

## ***Principal Risks***

### ***You may want to invest in the Global Content & Connectivity Fund if:***

- you are a long term investor
- you seek growth of capital
- you seek to diversify your investments outside the U.S.

The Global Content & Connectivity Fund's share price will fluctuate with changes in the market value of the Global Content & Connectivity Fund's portfolio securities. Stocks are subject to market, economic, and business risks that may cause their prices to fluctuate. An investment in the Global Content & Connectivity Fund is not a deposit of a bank and is not insured or guaranteed by the Federal Deposit Insurance Corporation or any other government agency. When you sell Global Content & Connectivity Fund shares, they may be worth less than what you paid for them; you may lose money by investing in the Global Content & Connectivity Fund.



In addition to the risks generally applicable to all Funds set forth in the Prospectus and SAI, investing in the Global Content & Connectivity Fund will particular involve the following risks:

- **Concentration Risk.** Because the Global Content & Connectivity Fund will invest at least 25% of its total assets in securities of companies in the telecommunications related industry, and will otherwise focus its investments in the media and information technology industries, the Global Content & Connectivity Fund may be subject to greater volatility with respect to its portfolio securities than a fund that is more broadly diversified. Accordingly, the Global Content & Connectivity Fund is subject to the risk that its performance may be hurt disproportionately by the poor performance of relatively few securities.
- **Equity Risk.** Equity risk is the risk that the prices of the securities held by the Global Content & Connectivity Fund will change due to general market and economic conditions, perceptions regarding the industries in which the companies issuing the securities participate and the issuer company's particular circumstances.
- **Inflation Risk.** Inflation risk is the risk that the value of assets or income from investments will be worth less in the future as inflation decreases the value of money. This risk may be elevated compared to historical market conditions because of recent monetary policy measures and the current interest rate environment. As inflation increases, the real value of the Fund's shares and distributions therefore may decline. Inflation may result in losses to Fund shareholders.
- **Foreign Securities Risk.** Investments in foreign securities involve risks relating to political, social, and economic developments abroad, as well as risks resulting from the differences between the regulations to which U.S. and foreign issuers and markets are subject. These risks include expropriation, differing accounting and disclosure standards, currency exchange risks, settlement difficulties, market illiquidity, difficulties enforcing legal rights, and greater transaction costs.
- **Emerging Markets Risk.** The above listed foreign securities risks are more pronounced in the securities of companies located in emerging markets.
- **Interest Rate Risk.** The Fund is subject to a greater risk of rising interest rates due to the recent period of rising interest rates. Central banks such as the Federal Reserve Bank have been increasing interest rates, though this trend has tempered recently as the rate of inflation slows. There is a risk that heightened interest rates may cause the economy to enter a recession. Any such recession would negatively impact the Fund and the investments held by the Fund.
- **Currency Risk.** Fluctuations in exchange rates between the U.S. dollar and foreign currencies may negatively affect an investment. Adverse changes in exchange rates may erode or reverse any gains produced by foreign currency denominated investments and may widen any losses. The Global Content & Connectivity Fund may, but is not required to, seek to reduce currency risk by hedging part or all of its exposure to various foreign currencies. In addition, the Global Content & Connectivity Fund's investments could be adversely affected by delays in, or a refusal to grant, repatriation of funds or conversion of emerging market currencies.

- **Depository Receipts.** The Global Content & Connectivity Fund may invest in non-U.S. equity securities through depository receipts, including American Depositary Receipts (“ADRs”), European Depositary Receipts (“EDRs”) and Global Depositary Receipts (“GDRs”) and other similar global instruments. While ADRs, EDRs and GDRs may not necessarily be denominated in the same currency as the securities into which they may be converted, many of the risks associated with foreign (non-U.S.) securities may also apply to ADRs, EDRs and GDRs. In addition, the underlying issuers of certain depository receipts, particularly unsponsored or unregistered depository receipts, are under no obligation to distribute shareholder communications to the holders of such receipts, or to pass through to them any voting rights with respect to the deposited securities. Depository receipts that are not sponsored by the issuer may be less liquid and there may be less readily available public information about the issuer.
- **Industry Risk.** *Telecommunications* — The telecommunications industry is subject to governmental regulation and a greater price volatility than the overall market, and telecommunications companies can be adversely affected by, among other things, changes in government regulation, intense competition, dependency on patent protection, significant capital expenditures, heavy debt burdens, rapid obsolescence of products and services due to product compatibility or changing consumer preferences and strong market reactions to technological developments throughout the industry, among other things. In addition, companies in which the Global Content & Connectivity Fund invests may be adversely affected by lack of commercial acceptance of a new product or process or by technological change and obsolescence.

*Media* — Companies engaged in the design, production or distribution of goods or services for the media industry may become obsolete quickly. Media companies are subject to risks that include cyclicalities of revenues and earnings, a decrease in the discretionary income of targeted individuals, changing consumer tastes and interests, fierce competition in the industry and the potential for increased government regulation. Additionally, intellectual property rights are very important to many media companies and the expiration of intellectual property rights or other events that adversely affect a media company’s intellectual property rights may materially and adversely affect the value of its securities.

*Information Technology* — The market prices of technology and technology-related stocks tend to exhibit a greater degree of market risk and price volatility than other types of investments. These stocks also may be affected adversely by changes in technology, consumer and business purchasing patterns, short product cycles, falling prices and profits, government regulation, lack of standardization or compatibility with existing technologies, intense competition, aggressive pricing, dependence on copyright and/or patent protection and/or obsolete products or services. As a result, these factors may negatively affect the performance of the Global Content & Connectivity Fund.

These risks may be heightened for telecommunications, media, and technology companies in foreign markets.

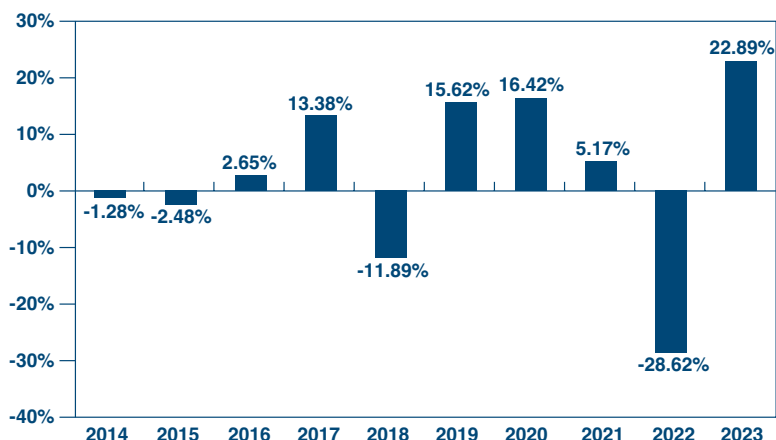
- **Growth Stock Risk.** Securities of growth companies may be more volatile since such companies usually invest a high portion of earnings in their business, and they may lack the dividends of value stocks that can cushion stock prices in a falling market.

- **Issuer Risk.** The value of a security may decline for a number of reasons that directly relate to an issuer, such as management performance, financial leverage, and reduced demand for the issuer's goods or services, as well as the historical and prospective earnings of the issuer and the value of its assets or factors unrelated to the issuer's value, such as investor perception.
- **Management Risk.** If the portfolio managers are incorrect in their assessment of the growth prospects of the securities the Global Content & Connectivity Fund holds, then the value of the Global Content & Connectivity Fund's shares may decline.
- **Non-Diversification Risk.** As a non-diversified mutual fund, more of the Global Content & Connectivity Fund's assets may be focused in the common stocks of a small number of issuers, which may make the value of the Global Content & Connectivity Fund's shares more sensitive to changes in the market value of a single issuer or industry and more susceptible to risks associated with a single economic, political, or regulatory event than a diversified fund.
- **Smaller Capitalization Risk.** Risk is greater for the securities of smaller capitalization companies (including small unseasoned companies that have been in operation for less than three years) because they generally are more vulnerable than larger companies to adverse business or economic developments and they may have more limited resources.
- **Large Capitalization Companies Risk.** Companies with \$10 billion or more in market capitalization are considered by the Adviser to be large capitalization companies. Large capitalization companies generally experience slower rates of growth in earnings per share than do mid and small capitalization companies.
- **Market Risk.** General economic and market conditions, such as interest rates, availability of credit, inflation rates, economic uncertainty, supply chain disruptions, labor shortages, energy and other resource shortages, changes in laws, trade barriers, currency exchange controls and national and international political circumstances (including governmental responses to public health crises or the spread of infectious diseases), may have long-term negative effects on the U.S. and worldwide financial markets and economy, and thus the Fund.

### ***Performance***

The bar chart and table that follow provide an indication of the risks of investing in the Global Content & Connectivity Fund by showing changes in the Global Content & Connectivity Fund's performance from year to year and by showing how the Global Content & Connectivity Fund's average annual returns for one year, five years, and ten years compared with those of broad based securities market indices. As with all mutual funds, the Global Content & Connectivity Fund's past performance (before and after taxes) does not predict how the Global Content & Connectivity Fund will perform in the future. Updated information on the Global Content & Connectivity Fund's results can be obtained by visiting [www.gabelli.com](http://www.gabelli.com).

**GLOBAL CONTENT & CONNECTIVITY FUND**  
**(Total Returns for Class AAA Shares for the Years Ended December 31)**



During the calendar years shown in the bar chart, the highest return for a quarter was 19.01% (quarter ended June 30, 2020), and the lowest return for a quarter was (21.79)% (quarter ended March 31, 2020).

Average Annual Total Returns (for the years ended December 31, 2023 with maximum sales charge, if applicable)	Past		
	One Year	Five Years	Ten Years
Global Content & Connectivity Fund Class AAA Shares:			
Return Before Taxes . . . . .	22.89%	4.43%	2.06%
Return After Taxes on Distributions . . . . .	22.71%	3.45%	0.91%
Return After Taxes on Distributions and Sale of Fund Shares . . . . .	13.57%	3.36%	1.51%
Class A Shares Return Before Taxes . . . . .	15.85%	3.21%	1.44%
Class I Shares Return Before Taxes . . . . .	22.90%	4.57%	2.36%
MSCI AC World Communication Services Index			
(reflects no deduction for fees, expenses, or taxes) . . . . .	38.13%	8.98%	4.47%
MSCI AC World Index			
(reflects no deduction for fees, expenses, or taxes) . . . . .	22.81%	12.27%	8.48%

After-tax returns are calculated using the historical highest individual federal marginal income tax rates and do not reflect the impact of state and local taxes. In some instances, the “Return After Taxes on Distributions and Sale of Fund Shares” may be greater than the “Return After Taxes on Distributions” because the investor is assumed to be able to use the capital loss from the sale of Fund shares to offset other taxable gains. Actual after-tax returns depend on an investor’s tax situation and may differ from those shown. After-tax returns shown are not relevant to investors who hold their Fund shares through tax deferred arrangements, such as 401(k) plans or individual retirement accounts, including Roth IRAs and SEP IRAs (collectively, “IRAs”). After-tax returns are shown only for Class AAA shares. Actual after-tax returns for other classes will vary due to the differences in expenses.

## ***Management***

**The Adviser.** Gabelli Funds, LLC

**The Portfolio Managers.** Sergey Dluzhnevskiy, CPA, CFA, has served as associate portfolio manager of the Global Content & Connectivity Fund since 2006.

### ***Purchase and Sale of Fund Shares***

The Global Content & Connectivity Fund currently offers three classes of shares — Class AAA Shares, Class A Shares, and Class I Shares. Only Class AAA and Class A shareholders may purchase more of these share classes. Neither Class C shareholders nor any other investors may purchase more of Class C Shares.

The minimum initial investment for Class AAA and Class A shares will be \$1,000 (\$250 for IRAs or Coverdell Education Savings Plans) when and if initial investments into Class AAA and A shares are reopened. When and if initial investments into Class AAA and A shares are reopened, there will be no minimum initial investment for Class AAA and Class A shares in an automatic monthly investment plan. Class I shares are available to investors with a minimum investment of \$1,000 when purchasing shares directly through G.distributors, LLC, the Global Content & Connectivity Fund's distributor ("G.distributors" or the "Distributor"), or investors purchasing Class I shares through brokers or financial intermediaries that have entered into selling agreements with the Distributor specifically with respect to Class I shares, and which have different minimum investment amounts. The minimum initial investment for Class I shares is waived for employee benefit plans with assets of at least \$50 million. If you transact in Class I shares through a broker or financial intermediary, you may be required to pay a commission and/or other forms of compensation to the broker or financial intermediary. The Distributor reserves the right to waive or change minimum investment amounts. There is no minimum for subsequent investments.

Since the minimum initial investment amount for the Global Content & Connectivity Fund's Class I shares purchased directly through the Distributor is the same as that for all other classes of the Global Content & Connectivity Fund's shares, shareholders still eligible to purchase Class AAA and Class A shares of the Global Content & Connectivity Fund should instead consider purchasing Class I shares since Class I shares carry no sales load and no ongoing distribution fees. Investors and shareholders who wish to purchase shares of the Global Content & Connectivity Fund through a broker or financial intermediary should consult their broker or financial intermediary with respect to the purchase of shares of the Global Content & Connectivity Fund. Please refer to the Global Content & Connectivity Fund's statutory prospectus for additional information about share class conversions and exchanges among funds managed by the Adviser or its affiliates.

You can purchase or redeem shares of the Global Content & Connectivity Fund on any day the New York Stock Exchange ("NYSE") is open for trading (a "Business Day"). You may purchase or redeem Global Content & Connectivity Fund shares by written request via mail (The Gabelli Funds, P.O. Box 219204, Kansas City, MO 64121-9204), personal or overnight delivery (The Gabelli Funds, c/o SS&C Global Investor & Distribution Solutions, Inc., 430 W 7th Street, Suite 219204, Kansas City, MO 64105-1407), Internet, bank wire, or Automated Clearing House ("ACH") system. You may also purchase Fund shares by telephone if you have an existing account with banking instructions on file at 800-GABELLI (800-422-3554).

Shares of the Global Content & Connectivity Fund can also be purchased or sold through registered broker-dealers or financial intermediaries that have entered into appropriate selling agreements with the Distributor. The broker-dealer or other financial intermediary will transmit these transaction orders to the Global Content & Connectivity Fund on your behalf and send you confirmation of your transactions and periodic account statements showing your investments in the Global Content & Connectivity Fund.

### ***Tax Information***

The Global Content & Connectivity Fund expects that distributions will generally be taxable as ordinary income or long term capital gains, unless you are investing through a tax deferred arrangement, such as a 401(k) plan or an IRA.

### ***Payments to Broker-Dealers and Other Financial Intermediaries***

If you purchase shares of the Global Content & Connectivity Fund through a broker-dealer or other financial intermediary (such as a bank), the Global Content & Connectivity Fund and its related companies may pay the intermediary for the sale of Global Content & Connectivity Fund shares and related services. These payments may create a conflict of interest by influencing the broker-dealer or other intermediary and your salesperson to recommend the Global Content & Connectivity Fund over another investment. For more information, turn to “Third Party Arrangements” on page 67 of the prospectus. Ask your salesperson or visit your financial intermediary’s website for more information.

# THE GABELLI GLOBAL GROWTH FUND (THE “GLOBAL GROWTH FUND”)

## *Investment Objectives*

The Global Growth Fund primarily seeks to provide investors with appreciation of capital. Current income is a secondary objective of the Global Growth Fund.

## ***Fees and Expenses of the Global Growth Fund:***

This table describes the fees and expenses that you may pay if you buy and hold shares of the Global Growth Fund. You may qualify for sales charge discounts on Class A shares if you and your family invest, or agree to invest in the future, at least \$50,000 in Class A shares of the Gabelli family of mutual funds. More information about these and other discounts is available from your financial professional and in the section entitled “Classes of Shares” on page 60 of the prospectus and in Appendix A, “Sales Charge Reductions and Waivers Available through Certain Intermediaries,” attached to the Global Growth Fund’s prospectus and “Distribution Plans” on page 48 of the Fund’s statement of additional information.

	<u>Class AAA Shares</u>	<u>Class A Shares</u>	<u>Class I Shares</u>
<b>Shareholder Fees</b>			
(fees paid directly from your investment):			
Maximum Sales Charge (Load) Imposed on Purchases (as a percentage of offering price) . . . . .	None	5.75%	None
Maximum Deferred Sales Charge (Load) (as a percentage of redemption price) . . . . .	None	None	None
Maximum Sales Charge (Load) Imposed on Reinvested Dividends (as a percentage of amount invested) . . . . .	None	None	None
Redemption Fee (as a percentage of amount redeemed for shares held 7 days or less) . . . . .	2.00%	2.00%	2.00%
Exchange Fee . . . . .	None	None	None
<b>Annual Fund Operating Expenses</b>			
(expenses that are deducted from Fund assets):			
Management Fees. . . . .	1.00%	1.00%	1.00%
Distribution and Service (Rule 12b-1) Fees. . . . .	0.25%	0.25%	None
Other Expenses. . . . .	<u>0.36%</u>	<u>0.36%</u>	<u>0.36%</u>
Total Annual Fund Operating Expenses <sup>(1)</sup> . . . . .	1.61%	1.61%	1.36%
Fee Waiver and/or Expense Reimbursement <sup>(1)</sup> . . . . .	<u>(0.71)%</u>	<u>(0.71)%</u>	<u>(0.46)%</u>
Total Annual Fund Operating Expenses after Fee Waiver and/or Expense Reimbursement. . . . .	<u>0.90%</u>	<u>0.90%</u>	<u>0.90%</u>

(1) The Adviser has contractually agreed to waive its investment advisory fees and/or to reimburse expenses of the Global Growth Fund to the extent necessary to maintain the Total Annual Fund Operating Expenses After Fee Waiver and Expense Reimbursement (excluding brokerage costs, acquired fund fees and expenses, interest, taxes, and extraordinary expenses) at no more than an annual rate of 0.90% for all classes of shares. Under this same arrangement, the Global Growth Fund has also agreed, during the two year period following the year of any such waiver or reimbursement by the Adviser, to repay such amount, but only to the extent the Global Growth Fund’s adjusted Total Annual Fund Operating Expenses would not exceed an

annual rate of 0.90% for the applicable class of shares, after giving effect to the repayments. This arrangement is in effect through April 30, 2025, and may be terminated only by the Board of Directors of the Corporation (the “Board”) before such time. The Global Growth Fund will carry forward any fees and expenses in excess of the expense limitation and repay the Adviser such amount provided the Global Growth Fund is able to do so without exceeding the lesser of (1) the expense limit in effect at the time of the waiver or reimbursement, as applicable, or (2) the expense limit in effect at the time of recoupment after giving effect to the repayment.

### ***Expense Example***

This example is intended to help you compare the cost of investing in the Global Growth Fund with the cost of investing in other mutual funds.

The example assumes that you invest \$10,000 in the Global Growth Fund for the time periods indicated and then redeem all of your shares at the end of those periods. The example assumes a waiver of expenses through the date of the expiration of the waiver, and reflects Total Annual Fund Operating Expenses following the date of the expiration of the waiver. The example also assumes that your investment has a 5% return each year and that the Global Growth Fund’s operating expenses remain the same. Although your actual costs may be higher or lower, based on these assumptions your costs would be:

	<u><b>1 Year</b></u>	<u><b>3 Years</b></u>	<u><b>5 Years</b></u>	<u><b>10 Years</b></u>
Class AAA Shares . . . . .	\$ 92	\$439	\$ 809	\$1,851
Class A Shares . . . . .	\$662	\$988	\$1,338	\$2,320
Class I Shares . . . . .	\$ 92	\$385	\$ 701	\$1,595

You would pay the following expenses if you did not redeem your shares of the Global Growth Fund:

	<u><b>1 Year</b></u>	<u><b>3 Years</b></u>	<u><b>5 Years</b></u>	<u><b>10 Years</b></u>
Class AAA Shares . . . . .	\$ 92	\$439	\$ 809	\$1,851
Class A Shares . . . . .	\$662	\$988	\$1,338	\$2,320
Class I Shares . . . . .	\$ 92	\$385	\$ 701	\$1,595

### ***Portfolio Turnover***

The Global Growth Fund pays transaction costs, such as commissions, when it buys and sells securities (or “turns over” its portfolio). A higher portfolio turnover rate may indicate higher transaction costs and may result in higher taxes when the Global Growth Fund’s shares are held in a taxable account. These costs, which are not reflected in the annual fund operating expenses or in the example, affect the Global Growth Fund’s performance. During the most recent fiscal year, the Global Growth Fund’s portfolio turnover rate was 37% of the average value of its portfolio.



## ***Principal Investment Strategies***

Under normal market conditions, the Global Growth Fund will invest at least 65% of its total assets in common stocks of companies which the portfolio manager believes are likely to have rapid growth in revenues and earnings and potential for above average capital appreciation or are undervalued. The Global Growth Fund invests primarily in common stocks of foreign and domestic small capitalization, mid capitalization, and large capitalization issuers. As a “global” fund, the Global Growth Fund invests in securities of issuers, or related investments thereof, located in at least three countries, and at least 40% of the Global Growth Fund’s total net assets is invested in securities of non-U.S. issuers or related investments thereof.

To achieve the Global Growth Fund’s primary objective of capital appreciation, the Adviser employs a disciplined investment program focusing on the globalization and interactivity of the world’s market place. The Global Growth Fund invests in companies at the forefront of accelerated growth.

The Global Growth Fund invests primarily in common stocks of foreign and domestic mid capitalization and large capitalization issuers. In addition to growth rates, stock valuation levels are important in the stock selection process as the Global Growth Fund seeks stocks that are attractively priced relative to their projected growth rates. The Global Growth Fund seeks to build a portfolio diversified by geographic region, industry sectors and individual issues within industry sectors. The Global Growth Fund invests primarily in developed markets but may invest in emerging markets as well. The Global Growth Fund invests in companies with a wide range in market capitalizations, from small to large.

## ***Principal Risks***

### ***You may want to invest in the Global Growth Fund if:***

- you are a long term investor
- you seek growth of capital
- you seek to diversify your investments outside the U.S.

The Global Growth Fund’s share price will fluctuate with changes in the market value of the Global Growth Fund’s portfolio securities. Stocks are subject to market, economic, and business risks that may cause their prices to fluctuate. An investment in the Global Growth Fund is not a deposit of a bank and is not insured or guaranteed by the Federal Deposit Insurance Corporation or any other government agency. When you sell Global Growth Fund shares, they may be worth less than what you paid for them; you may lose money by investing in the Global Growth Fund.

Investing in the Global Growth Fund involves the following risks:

- **Equity Risk.** Equity risk is the risk that the prices of the securities held by the Global Growth Fund will change due to general market and economic conditions, perceptions regarding the industries in which the companies issuing the securities participate and the issuer company’s particular circumstances.

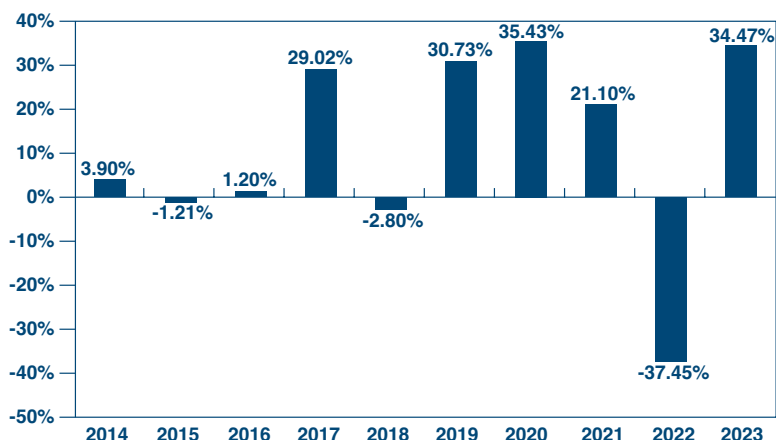
- **Inflation Risk.** Inflation risk is the risk that the value of assets or income from investments will be worth less in the future as inflation decreases the value of money. This risk may be elevated compared to historical market conditions because of recent monetary policy measures and the current interest rate environment. As inflation increases, the real value of the Fund's shares and distributions therefore may decline. Inflation may result in losses to Fund shareholders.
- **Growth Stock Risk.** Securities of growth companies may be more volatile since such companies usually invest a high portion of earnings in their business, and they may lack the dividends of value stocks that can cushion stock prices in a falling market.
- **Foreign Securities Risk.** Investments in foreign securities involve risks relating to political, social, and economic developments abroad, as well as risks resulting from the differences between the regulations to which U.S. and foreign issuers and markets are subject. These risks include expropriation, differing accounting and disclosure standards, currency exchange risks, settlement difficulties, market illiquidity, difficulties enforcing legal rights, and greater transaction costs.
- **Emerging Markets Risk.** The above listed foreign securities risks are more pronounced in the securities of companies located in emerging markets.
- **Interest Rate Risk.** The Fund is subject to a greater risk of rising interest rates due to the recent period of rising interest rates. Central banks such as the Federal Reserve Bank have been increasing interest rates, though this trend has tempered recently as the rate of inflation slows. There is a risk that heightened interest rates may cause the economy to enter a recession. Any such recession would negatively impact the Fund and the investments held by the Fund.
- **Currency Risk.** Fluctuations in exchange rates between the U.S. dollar and foreign currencies may negatively affect an investment. Adverse changes in exchange rates may erode or reverse any gains produced by foreign currency denominated investments and may widen any losses. The Global Growth Fund may, but is not required to, seek to reduce currency risk by hedging part or all of its exposure to various foreign currencies. In addition, the Global Growth Fund's investments could be adversely affected by delays in, or a refusal to grant, repatriation of funds or conversion of emerging market currencies.
- **Depository Receipts.** Global Growth Fund may invest in non-U.S. equity securities through depository receipts, including ADRs, EDRs, GDRs and other similar global instruments. While ADRs, EDRs and GDRs may not necessarily be denominated in the same currency as the securities into which they may be converted, many of the risks associated with foreign (non-U.S.) securities may also apply to ADRs, EDRs and GDRs. In addition, the underlying issuers of certain depository receipts, particularly unsponsored or unregistered depository receipts, are under no obligation to distribute shareholder communications to the holders of such receipts, or to pass through to them any voting rights with respect to the deposited securities. Depository receipts that are not sponsored by the issuer may be less liquid and there may be less readily available public information about the issuer.

- **Issuer Risk.** The value of a security may decline for a number of reasons that directly relate to an issuer, such as management performance, financial leverage, and reduced demand for the issuer's goods or services, as well as the historical and prospective earnings of the issuer and the value of its assets or factors unrelated to the issuer's value, such as investor perception.
- **Management Risk.** If the portfolio managers are incorrect in their assessment of the growth prospects of the securities the Global Growth Fund holds, then the value of the Global Growth Fund's shares may decline.
- **Non-Diversification Risk.** As a non-diversified mutual fund, more of the Global Growth Fund's assets may be focused in the common stocks of a small number of issuers, which may make the value of the Global Growth Fund's shares more sensitive to changes in the market value of a single issuer or industry and more susceptible to risks associated with a single economic, market, political or regulatory occurrence than shares of a diversified mutual fund.
- **Smaller Capitalization Risk.** Risk is greater for the securities of smaller capitalization companies (including small unseasoned companies that have been in operation for less than three years) because such companies generally are more vulnerable than larger companies to adverse business or economic developments and they may have more limited resources.
- **Large Capitalization Companies Risk.** Companies with \$10 billion or more in market capitalization are considered by the Adviser to be large capitalization companies. Large capitalization companies generally experience slower rates of growth in earnings per share than do mid and small capitalization companies.

### ***Performance***

The bar chart and table that follow provide an indication of the risks of investing in the Global Growth Fund by showing changes in the Global Growth Fund's performance from year to year and by showing how the Global Growth Fund's average annual returns for one year, five years, and ten years compared with those of a broad based securities market index and with the returns of an index of funds with similar investment objectives. As with all mutual funds, the Global Growth Fund's past performance (before and after taxes) does not predict how the Global Growth Fund will perform in the future. Updated information on the Global Growth Fund's results can be obtained by visiting [www.gabelli.com](http://www.gabelli.com).

**GLOBAL GROWTH FUND**  
**(Total Returns for Class AAA Shares for the Years Ended December 31)**



During the calendar years shown in the bar chart, the highest return for a quarter was 24.94% (quarter ended June 30, 2020), and the lowest return for a quarter was (25.27)% (quarter ended June 30, 2022).

**Average Annual Total Returns**  
**(for the years ended December 31, 2023**  
**with maximum sales charge, if applicable)**

	Past One Year	Past Five Years	Past Ten Years
Global Growth Fund Class AAA Shares:			
Return Before Taxes . . . . .	34.47%	12.51%	8.92%
Return After Taxes on Distributions . . . . .	34.37%	11.66%	7.74%
Return After Taxes on Distributions and Sale of Fund Shares . . . . .	20.47%	9.94%	6.95%
Class A Shares Return Before Taxes . . . . .	26.76%	11.18%	8.27%
Class I Shares Return Before Taxes . . . . .	34.48%	12.57%	9.26%
MSCI AC World Index (reflects no deduction for fees, expenses, or taxes) . . . . .	22.81%	12.27%	8.48%
Lipper Global Large Cap Growth Fund Classification . . . . .	26.74%	12.55%	8.78%

After-tax returns are calculated using the historical highest individual federal marginal income tax rates and do not reflect the impact of state and local taxes. In some instances, the “Return After Taxes on Distributions and Sale of Fund Shares” may be greater than the “Return After Taxes on Distributions” because the investor is assumed to have sufficient capital gains of the same character from other investments to offset any capital losses from the redemption so that the taxpayer may deduct the capital losses in full. Actual after-tax returns depend on an investor’s tax situation and may differ from those shown. After-tax returns shown are not relevant to investors who hold their Global Growth Fund shares through tax deferred arrangements, such as 401(k) plans or individual retirement accounts, including Roth IRAs and SEP IRAs (collectively, “IRAs”). After-tax returns are shown only for Class AAA shares. Actual after-tax returns for other classes will vary due to the differences in expenses.

---

## ***Management***

**The Adviser.** Gabelli Funds, LLC

**The Portfolio Managers.** Messrs. Caesar M.P. Bryan, Senior Vice President of GAMCO Investors, Inc., and Howard F. Ward, CFA, Senior Vice President of GAMCO Investors, Inc. and Chief Investment Officer of Growth Equities, have served as portfolio managers of the Global Growth Fund since 2000 and 2005, respectively.

### ***Purchase and Sale of Fund Shares***

The Global Growth Fund currently offers three classes of shares — Class AAA Shares, Class A Shares, and Class I Shares. Only Class AAA shareholders may purchase more of Class AAA shares. Neither Class C shareholders nor any other investors may purchase more of Class C Shares.

The minimum initial investment for Class AAA and Class A shares is \$1,000 (\$250 for IRAs or Coverdell Education Savings Plans) (with respect to Class AAA shares, when and if initial investments into Class AAA shares are reopened). There is no minimum initial investment for Class AAA and Class A shares in an automatic monthly investment plan (with respect to Class AAA shares, when and if initial investments into Class AAA are reopened). Class I shares are available to investors with a minimum investment of \$1,000 when purchasing shares directly through G.distributors, LLC, the Global Growth Fund's distributor ("G.distributors" or the "Distributor"), or investors purchasing Class I shares through brokers or financial intermediaries that have entered into selling agreements with the Distributor specifically with respect to Class I shares, and which have different minimum investment amounts. If you transact in Class I shares through a broker or financial intermediary, you may be required to pay a commission and/or other forms of compensation to the broker or financial intermediary. The Distributor reserves the right to waive or change minimum investment amounts. There is no minimum for subsequent investments.

Since the minimum initial investment amount for the Global Growth Fund's Class I shares purchased directly through the Distributor is the same as that for all other classes of the Global Growth Fund's shares, shareholders eligible to purchase Class AAA and Class A shares of the Global Growth Fund should instead consider purchasing Class I shares since Class I shares carry no sales load and no ongoing distribution fees. Investors and shareholders who wish to purchase shares of the Global Growth Fund through a broker or financial intermediary should consult their broker or financial intermediary with respect to the purchase of shares of the Global Growth Fund. Please refer to the Global Growth Fund's statutory prospectus for additional information about share class conversions and exchanges among funds managed by the Adviser or its affiliates.

You can purchase or redeem shares of the Global Growth Fund on any day the New York Stock Exchange ("NYSE") is open for trading (a "Business Day"). You may purchase or redeem Global Growth Fund shares by written request via mail (The Gabelli Funds, P.O. Box 219204, Kansas City, MO 64121-9204), personal or overnight delivery (The Gabelli Funds, c/o SS&C Global Investor & Distribution Solutions, Inc., 430 W 7th Street, Suite 219204, Kansas City, MO 64105-1407), Internet, bank wire, or Automated Clearing House ("ACH") system. You may also purchase Fund shares by telephone if you have an existing account with banking instructions on file at 800-GABELLI (800-422-3554).

Shares of the Global Growth Fund can also be purchased or sold through registered broker-dealers or financial intermediaries that have entered into appropriate selling agreements with the Distributor. The broker-dealer or other financial intermediary will transmit these transaction orders to the Global Growth Fund on your behalf and send you confirmation of your transactions and periodic account statements showing your investments in the Global Growth Fund.

### ***Tax Information***

The Global Growth Fund expects that distributions will generally be taxable as ordinary income or long term capital gains, unless you are investing through a tax deferred arrangement, such as a 401(k) plan or an IRA.

### ***Payments to Broker-Dealers and Other Financial Intermediaries***

If you purchase shares of the Global Growth Fund through a broker-dealer or other financial intermediary (such as a bank), the Global Growth Fund and its related companies may pay the intermediary for the sale of Global Growth Fund shares and related services. These payments may create a conflict of interest by influencing the broker-dealer or other intermediary and your salesperson to recommend the Global Growth Fund over another investment. For more information, turn to “Third Party Arrangements” on page 67 of the prospectus. Ask your salesperson or visit your financial intermediary’s website for more information.

# THE GABELLI INTERNATIONAL SMALL CAP FUND (THE “INTERNATIONAL SMALL CAP FUND”)

## Investment Objectives

The International Small Cap Fund primarily seeks to provide investors with appreciation of capital. Current income is a secondary objective of the International Small Cap Fund.

## Fees and Expenses of the International Small Cap Fund:

This table describes the fees and expenses that you may pay if you buy and hold shares of the International Small Cap Fund. You may qualify for sales charge discounts on Class A shares if you and your family invest, or agree to invest in the future, at least \$50,000 in Class A shares of the Gabelli family of mutual funds when and if initial investments into Class A shares are reopened. More information about these and other discounts is available from your financial professional and in the section entitled “Classes of Shares” on page 60 of the prospectus and in Appendix A, “Sales Charge Reductions and Waivers Available through Certain Intermediaries,” attached to the prospectus and “Distribution Plans” on page 48 of the Fund’s statement of additional information.

	<u>Class AAA Shares</u>	<u>Class A Shares</u>	<u>Class I Shares</u>
<b>Shareholder Fees</b>			
(fees paid directly from your investment):			
Maximum Sales Charge (Load) Imposed on Purchases (as a percentage of offering price) . . . . .	None	5.75%	None
Maximum Deferred Sales Charge (Load) (as a percentage of redemption price) . . . . .	None	None	None
Maximum Sales Charge (Load) Imposed on Reinvested Dividends (as a percentage of amount invested) . . . . .	None	None	None
Redemption Fee (as a percentage of amount redeemed for shares held 7 days or less) . . . . .	2.00%	2.00%	2.00%
Exchange Fee . . . . .	None	None	None
<b>Annual Fund Operating Expenses</b>			
(expenses that you are deducted from Fund assets):			
Management Fees. . . . .	1.00%	1.00%	1.00%
Distribution and Service (Rule 12b-1) Fees. . . . .	0.25%	0.25%	None
Other Expenses. . . . .	<u>2.77%</u>	<u>2.77%</u>	<u>2.77%</u>
Total Annual Fund Operating Expenses <sup>(1)</sup> . . . . .	4.02%	4.02%	3.77%
Fee Waiver and/or Expense Reimbursement <sup>(1)</sup> . . . . .	<u>(3.09)%</u>	<u>(3.09)%</u>	<u>(2.84)%</u>
Total Annual Fund Operating Expenses After Fee Waiver and Expense Reimbursement. . . . .	<u>0.93%</u>	<u>0.93%</u>	<u>0.93%</u>

- (1) The Adviser has contractually agreed to waive its investment advisory fees and/or to reimburse expenses of the International Small Cap Fund to the extent necessary to maintain the Total Annual Fund Operating Expenses After Fee Waiver and Expense Reimbursement (excluding brokerage costs, acquired fund fees and expenses, interest, taxes, and extraordinary expenses) at no more than an annual rate of 0.90% for all classes of shares. Under this same arrangement, the International Small Cap Fund has also agreed, during the two year period following the year of any such waiver or reimbursement by the Adviser, to repay

such amount, but only to the extent the International Small Cap Fund's adjusted Total Annual Fund Operating Expenses would not exceed an annual rate of 0.90% for the applicable class of shares, after giving effect to the repayments. This arrangement is in effect through April 30, 2025, and may be terminated only by the Board of Directors of the Corporation (the "Board") before such time. The International Small Cap Fund will carry forward any fees and expenses in excess of the expense limitation and repay the Adviser such amount provided the International Small Cap Fund is able to do so without exceeding the lesser of (1) the expense limit in effect at the time of the waiver or reimbursement, as applicable, or (2) the expense limit in effect at the time of recoupment after giving effect to the repayment.

### ***Expense Example***

This example is intended to help you compare the cost of investing in the International Small Cap Fund with the cost of investing in other mutual funds.

The example assumes that you invest \$10,000 in the International Small Cap Fund for the time periods indicated and then redeem all of your shares at the end of those periods. The example assumes a waiver of expenses through the date of the expiration of the waiver, and reflects Total Annual Fund Operating Expenses following the date of the expiration of the waiver. The example also assumes that your investment has a 5% return each year and that the International Small Cap Fund's operating expenses remain the same. Although your actual costs may be higher or lower, based on these assumptions your costs would be:

	<u>1 Year</u>	<u>3 Years</u>	<u>5 Years</u>	<u>10 Years</u>
Class AAA Shares . . . . .	\$ 95	\$ 940	\$1,801	\$4,030
Class A Shares . . . . .	\$664	\$1,461	\$2,273	\$4,374
Class I Shares . . . . .	\$ 95	\$ 889	\$1,703	\$3,828

You would pay the following expenses if you did not redeem your shares of the International Small Cap Fund:

	<u>1 Year</u>	<u>3 Years</u>	<u>5 Years</u>	<u>10 Years</u>
Class AAA Shares . . . . .	\$ 95	\$ 940	\$1,801	\$4,030
Class A Shares . . . . .	\$664	\$1,461	\$2,273	\$4,374
Class I Shares . . . . .	\$ 95	\$ 889	\$1,703	\$3,828

### ***Portfolio Turnover***

The International Small Cap Fund pays transaction costs, such as commissions, when it buys and sells securities (or "turns over" its portfolio). A higher portfolio turnover rate may indicate higher transaction costs and may result in higher taxes when the International Small Cap Fund's shares are held in a taxable account. These costs, which are not reflected in annual fund operating expenses or in the example, affect the International Small Cap Fund's performance. During the most recent fiscal year, the International Small Cap Fund's portfolio turnover rate was 6% of the average value of its portfolio.



### ***Principal Investment Strategies***

The International Small Cap Fund will invest primarily in a portfolio of common stocks of non-U.S. companies. In determining whether an issuer is a U.S. or non-U.S. company, the International Small Cap Fund will consider various factors including its country of domicile, the primary stock exchange on which it trades, the location from which the majority of its revenue comes, and its reporting currency. Under normal market conditions, the International Small Cap Fund will invest at least 80% of its net assets (plus any borrowings for investment purposes) in the stocks of “small cap companies.” The Adviser currently characterizes small capitalization companies as those with total common stock market values of \$3 billion or less at the time of investment. The investment policy of the International Small Cap Fund relating to the type of securities in which 80% of the International Small Cap Fund’s net assets must be invested may be changed by the Board without shareholder approval. Shareholders will, however, receive at least sixty days notice prior to any change in this policy.

The International Small Cap Fund may invest in non-U.S. markets throughout the world, including emerging markets. The International Small Cap Fund considers emerging markets to be markets located in countries classified as emerging or frontier markets by MSCI, and are generally located in the Asia-Pacific region, Eastern Europe, the Middle East, Central and South America, and Africa. Ordinarily, the International Small Cap Fund will invest in the securities of issuers located in at least five countries outside the U.S. There are no geographic limits on the International Small Cap Fund’s non-U.S. investments.

In selecting investments, the Adviser seeks issuers with a dominant market share or niche franchise in growing and/or consolidating industries. The Adviser considers for purchase the stocks of small capitalization (capitalization is the price per share multiplied by the number of shares outstanding) companies with experienced management, strong balance sheets, and rising free cash flow and earnings. The Adviser’s goal is to invest long term in the stocks of companies trading at reasonable market valuations relative to perceived economic worth.

Frequently, smaller capitalization companies exhibit one or more of the following traits:

- New products or technologies
- New distribution methods
- Rapid changes in industry conditions due to regulatory or other developments
- Changes in management or similar characteristics that may result not only in expected growth in revenues but in an accelerated or above average rate of earnings growth, which would usually be reflected in capital appreciation.

In addition, because smaller capitalization companies are less actively followed by stock analysts and less information is available on which to base stock price evaluations, the market may overlook favorable trends in particular smaller growth companies and then adjust its valuation more quickly once investor interest is gained.

## ***Principal Risks***

### ***You may want to invest in the International Small Cap Fund if:***

- you are a long term investor
- you seek growth of capital
- you seek to diversify your investments outside the U.S.

The International Small Cap Fund's share price will fluctuate with changes in the market value of the International Small Cap Fund's portfolio securities. Stocks are subject to market, economic, and business risks that may cause their prices to fluctuate. An investment in the International Small Cap Fund is not a deposit of a bank and is not insured or guaranteed by the Federal Deposit Insurance Corporation or any other government agency. When you sell International Small Cap Fund shares, they may be worth less than what you paid for them; you may lose money by investing in the International Small Cap Fund.

Investing in the International Small Cap Fund involves the following risks:

- **Equity Risk.** Equity risk is the risk that the prices of the securities held by the International Small Cap Fund will change due to general market and economic conditions, perceptions regarding the industries in which the companies issuing the securities participate and the issuer company's particular circumstances.
- **Inflation Risk.** Inflation risk is the risk that the value of assets or income from investments will be worth less in the future as inflation decreases the value of money. This risk may be elevated compared to historical market conditions because of recent monetary policy measures and the current interest rate environment. As inflation increases, the real value of the Fund's shares and distributions therefore may decline. Inflation may result in losses to Fund shareholders.
- **Foreign Securities Risk.** Investments in foreign securities involve risks relating to political, social, and economic developments abroad, as well as risks resulting from the differences between the regulations to which U.S. and foreign issuers and markets are subject. These risks include expropriation, differing accounting and disclosure standards, currency exchange risks, settlement difficulties, market illiquidity, difficulties enforcing legal rights, and greater transaction costs.
- **Emerging Markets Risk.** The above listed foreign securities risks are more pronounced in the securities of companies located in emerging markets.
- **Interest Rate Risk.** The Fund is subject to a greater risk of rising interest rates due to the recent period of rising interest rates. Central banks such as the Federal Reserve Bank have been increasing interest rates, though this trend has tempered recently as the rate of inflation slows. There is a risk that heightened interest rates may cause the economy to enter a recession. Any such recession would negatively impact the Fund and the investments held by the Fund.
- **Currency Risk.** Fluctuations in exchange rates between the U.S. dollar and foreign currencies may negatively affect an investment. Adverse changes in exchange rates may erode or reverse any gains produced by foreign currency denominated investments and may widen any losses. The International Small Cap Fund may, but is not required to, seek to reduce currency risk by hedging part or all of its exposure to various foreign currencies. In addition, the International Small Cap Fund's investments could be adversely affected by delays in, or a refusal to grant, repatriation of funds or conversion of emerging market currencies.

- **Depository Receipts.** The International Small Cap Fund may invest in non-U.S. equity securities through depository receipts, including ADRs, EDRs, GDRs and other similar global instruments. While ADRs, EDRs and GDRs may not necessarily be denominated in the same currency as the securities into which they may be converted, many of the risks associated with foreign (non-U.S.) securities may also apply to ADRs, EDRs and GDRs. In addition, the underlying issuers of certain depository receipts, particularly unsponsored or unregistered depository receipts, are under no obligation to distribute shareholder communications to the holders of such receipts, or to pass through to them any voting rights with respect to the deposited securities. Depository receipts that are not sponsored by the issuer may be less liquid and there may be less readily available public information about the issuer.
- **Growth Stock Risk.** Securities of growth companies may be more volatile since such companies usually invest a high portion of earnings in their business, and they may lack the dividends of value stocks that can cushion stock prices in a falling market.
- **Issuer Risk.** The value of a security may decline for a number of reasons that directly relate to an issuer, such as management performance, financial leverage, and reduced demand for the issuer's goods or services, as well as the historical and prospective earnings of the issuer and the value of its assets or factors unrelated to the issuer's value, such as investor perception.
- **Management Risk.** If the portfolio manager is incorrect in his assessment of the growth prospects of the securities the International Small Cap Fund holds, then the value of the International Small Cap Fund's shares may decline.
- **Non-Diversification Risk.** As a non-diversified mutual fund, more of the International Small Cap Fund's assets may be focused in the common stocks of a small number of issuers, which may make the value of the International Small Cap Fund's shares more sensitive to changes in the market value of a single issuer or industry and more susceptible to risks with a single economic, market, political or regulatory occurrence than shares of a diversified mutual fund.

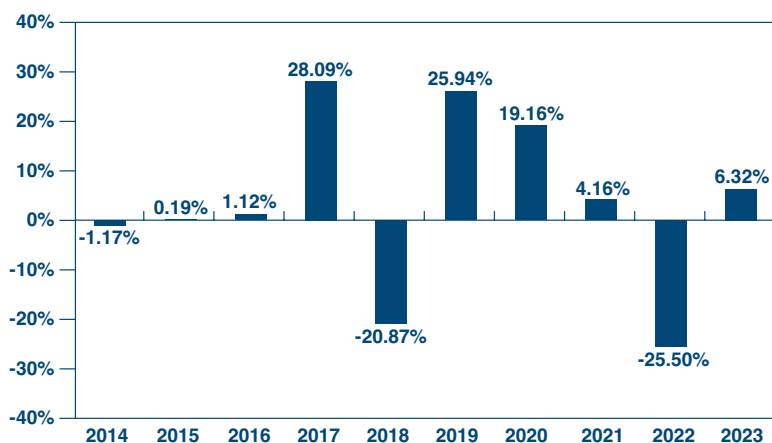
Although the International Small Cap Fund is registered as a non-diversified fund, it has operated as a diversified fund for over three years. Therefore, the Investment Company Act of 1940, as amended (the "1940 Act") obliges the International Small Cap Fund to continue to operate as a diversified fund unless it obtains shareholder approval to operate as a non-diversified fund.

- **Smaller Capitalization Risk.** Risk is greater for the securities of smaller capitalization companies (including small unseasoned companies that have been in operation for less than three years) because such companies generally are more vulnerable than larger companies to adverse business or economic developments and they may have more limited resources.
- **Market Risk.** General economic and market conditions, such as interest rates, availability of credit, inflation rates, economic uncertainty, supply chain disruptions, labor shortages, energy and other resource shortages, changes in laws, trade barriers, currency exchange controls and national and international political circumstances (including governmental responses to public health crises or the spread of infectious diseases), may have long-term negative effects on the U.S. and worldwide financial markets and economy, and thus the Fund.

## Performance

The bar chart and table that follow provide an indication of the risks of investing in the International Small Cap Fund by showing changes in the International Small Cap Fund's performance from year to year and by showing how the International Small Cap Fund's average annual returns for one year, five years, and ten years compared with those of a broad based securities market index. As with all mutual funds, the International Small Cap Fund's past performance (before and after taxes) does not predict how the International Small Cap Fund will perform in the future. Updated information on the International Small Cap Fund's results can be obtained by visiting [www.gabelli.com](http://www.gabelli.com).

**INTERNATIONAL SMALL CAP FUND**  
**(Total Returns for Class AAA Shares for the Years Ended December 31)**



During the calendar years shown in the bar chart, the highest return for a quarter was 21.47% (quarter ended June 30, 2020), and the lowest return for a quarter was (25.11)% (quarter ended March 31, 2020).

**Average Annual Total Returns**  
**(for the years ended December 31, 2023**  
**with maximum sales charge, if applicable)**

	Past One Year	Past Five Years	Past Ten Years
International Small Cap Fund Class AAA Shares:			
Return Before Taxes . . . . .	6.32%	4.36%	2.31%
Return After Taxes on Distributions . . . . .	6.00%	3.89%	0.43%
Return After Taxes on Distributions and Sale of Fund Shares . . . . .	4.15%	3.52%	1.77%
Class A Shares Return Before Taxes . . . . .	0.22%	2.96%	1.47%
Class I Shares Return Before Taxes . . . . .	6.41%	4.37%	2.57%
MSCI EAFE Small Cap Index (reflects no deduction for fees, expenses, or taxes) . . . . .	13.16%	6.58%	4.80%

After-tax returns are calculated using the historical highest individual federal marginal income tax rates and do not reflect the impact of state and local taxes. In some instances, the "Return After Taxes on Distributions and Sale of Fund Shares" may be greater than the "Return After Taxes on Distributions" because the investor is assumed to have sufficient capital gains of the same character from other investments to offset any capital losses from the redemption so that the taxpayer may deduct the capital losses in full. Actual

after-tax returns depend on an investor's tax situation and may differ from those shown. After-tax returns shown are not relevant to investors who hold their International Small Cap Fund shares through tax deferred arrangements, such as 401(k) plans or individual retirement accounts, including Roth IRAs and SEP IRAs (collectively, "IRAs"). After-tax returns are shown only for Class AAA shares. After-tax returns for other classes will vary due to the differences in expenses.

## ***Management***

**The Adviser.** Gabelli Funds, LLC

**The Portfolio Manager.** Mr. Caesar M.P. Bryan, Senior Vice President of GAMCO Investors, Inc., has served as portfolio manager of the International Small Cap Fund since 1998.

In managing the portfolio of The International Small Cap Fund, the Adviser also uses the services of Gustavo Pifano and Ashish Sinha, investment professionals of an affiliate, GAMCO Asset Management (UK) Limited ("GAMCO UK"). Mr. Pifano joined the firm in 2008 and is an Assistant Vice President for research based in London. He covers the industrial and consumer sectors with a focus on small-cap stocks. Mr. Pifano holds a Bachelor of Business Administration in Finance from the University of Miami and an MBA from the University of Oxford Said Business School.

Mr. Sinha joined GAMCO UK in 2012 as a research analyst and is an Assistant Vice President. Mr. Sinha holds a Bachelor of Business Administration from IMS, India and a Master of International Business from the Indian Institute of Foreign Trade, India. He is a Chartered Financial Analyst.

In keeping with applicable regulatory guidance, GAMCO UK entered into a Memorandum of Understanding with the Adviser pursuant to which GAMCO UK is considered a "Participating Affiliate" of the Adviser as that term is used in relief granted by the staff of the Securities and Exchange Commission ("SEC") allowing U.S. registered investment advisers to use portfolio management and trading resources of advisory affiliates subject to the supervision of a registered adviser.

## ***Purchase and Sale of Fund Shares***

The International Small Cap Fund currently offers three classes of shares — Class AAA Shares, Class A Shares, and Class I Shares. Only Class AAA and Class A shareholders may purchase more of these share classes. Neither Class C shareholders nor any other investors may purchase more of Class C Shares.

The minimum initial investment for Class AAA and Class A shares will be \$1,000 (\$250 for IRAs or Coverdell Education Savings Plans) when and if initial investments into Class AAA and A shares are reopened. When and if initial investments into Class AAA and A shares are reopened, there will be no minimum initial investment for Class AAA and Class A shares in an automatic monthly investment plan. Class I shares are available to investors with a minimum investment of \$1,000 when purchasing shares directly through G.distributors, LLC, the International Small Cap Fund's distributor ("G.distributors" or the "Distributor"), or investors purchasing Class I shares through brokers or financial intermediaries that have entered into selling agreements with the Distributor specifically with respect to Class I shares, and which have different minimum investment amounts. If you transact in Class I shares through a broker or financial intermediary, you may be required to pay a commission and/or other forms of compensation to the broker or financial intermediary. The Distributor reserves the right to waive or change minimum investment amounts. There is no minimum for subsequent investments.

Since the minimum initial investment amount for the International Small Cap Fund's Class I shares purchased directly through the Distributor is the same as that for all other classes of the International Small Cap Fund's shares, shareholders still eligible to purchase Class AAA and Class A shares of the International Small Cap Fund should instead consider purchasing Class I shares since Class I shares carry no sales load and no ongoing distribution fees. Investors and shareholders who wish to purchase shares of the International Small Cap Fund through a broker or financial intermediary should consult their broker or financial intermediary with respect to the purchase of shares of the International Small Cap Fund. Please refer to the International Small Cap Fund's statutory prospectus for additional information about share class conversions and exchanges among funds managed by the Adviser or its affiliates.

You can purchase or redeem shares of the International Small Cap Fund on any day the New York Stock Exchange ("NYSE") is open for trading (a "Business Day"). You may purchase or redeem International Small Cap Fund shares by written request via mail (The Gabelli Funds, P.O. Box 219204, Kansas City, MO 64121-9204), personal or overnight delivery (The Gabelli Funds, c/o SS&C Global Investor & Distribution Solutions, Inc., 430 W 7th Street, Suite 219204, Kansas City, MO 64105-1407), Internet, bank wire, or Automated Clearing House ("ACH") system. You may also purchase Fund shares by telephone if you have an existing account with banking instructions on file at 800-GABELLI (800-422-3554).

Shares of the International Small Cap Fund can also be purchased or sold through registered broker-dealers or financial intermediaries that have entered into appropriate selling agreements with the Distributor. The broker-dealer or other financial intermediary will transmit these transaction orders to the International Small Cap Fund on your behalf and send you confirmation of your transactions and periodic account statements showing your investments in the International Small Cap Fund.

### ***Tax Information***

The International Small Cap Fund expects that distributions will generally be taxable as ordinary income or long term capital gains, unless you are investing through a tax deferred arrangement, such as a 401(k) plan or an IRA.

### ***Payments to Broker-Dealers and Other Financial Intermediaries***

If you purchase shares of the International Small Cap Fund through a broker-dealer or other financial intermediary (such as a bank), the International Small Cap Fund and its related companies may pay the intermediary for the sale of International Small Cap Fund shares and related services. These payments may create a conflict of interest by influencing the broker-dealer or other intermediary and your salesperson to recommend the International Small Cap Fund over another investment. For more information, turn to "Third Party Arrangements" on page 67 of the prospectus. Ask your salesperson or visit your financial intermediary's website for more information.

# THE GABELLI GLOBAL RISING INCOME AND DIVIDEND FUND (THE “GRID FUND”)

## *Investment Objective*

The GRID Fund seeks to provide investors with a high level of total return through a combination of current income and appreciation of capital.

## ***Fees and Expenses of the GRID Fund:***

This table describes the fees and expenses that you may pay if you buy and hold shares of the GRID Fund. You may qualify for sales charge discounts on Class A shares if you and your family invest, or agree to invest in the future, at least \$50,000 in Class A shares of the Gabelli family of mutual funds when and if initial investments into Class A shares are reopened. More information about these and other discounts is available from your financial professional and in the section entitled “Classes of Shares” on page 60 of the prospectus and in Appendix A, “Sales Charge Reductions and Waivers Available through Certain Intermediaries,” attached to the GRID Fund’s prospectus and “Distribution Plans” on page 48 of the Fund’s statement of additional information.

	<u>Class AAA Shares</u>	<u>Class A Shares</u>	<u>Class I Shares</u>
<b>Shareholder Fees</b>			
(fees paid directly from your investment):			
Maximum Sales Charge (Load) Imposed on Purchases (as a percentage of offering price) . . . . .	None	5.75%	None
Maximum Deferred Sales Charge (Load) (as a percentage of redemption price) . . . . .	None	None	None
Maximum Sales Charge (Load) Imposed on Reinvested Dividends (as a percentage of amount invested) . . . . .	None	None	None
Redemption Fee (as a percentage of amount redeemed for shares held 7 days or less) . . . . .	2.00%	2.00%	2.00%
Exchange Fee . . . . .	None	None	None
<b>Annual Fund Operating Expenses</b>			
(expenses that you pay each year as a percentage of the value of your investment):			
Management Fees. . . . .	1.00%	1.00%	1.00%
Distribution and Service (Rule 12b-1) Fees. . . . .	0.25%	0.25%	None
Other Expenses. . . . .	<u>0.46%</u>	<u>0.46%</u>	<u>0.46%</u>
Total Annual Fund Operating Expenses <sup>(1)</sup> . . . . .	1.71%	1.71%	1.46%
Fee Waiver and/or Expense Reimbursement <sup>(1)</sup> . . . . .	<u>(0.81)%</u>	<u>(0.81)%</u>	<u>(0.56)%</u>
Total Annual Fund Operating Expenses After Fee Waiver and Expense Reimbursement. . . . .	<u>0.90%</u>	<u>0.90%</u>	<u>0.90%</u>

(1) The Adviser has contractually agreed to waive its investment advisory fees and/or to reimburse expenses of the GRID Fund to the extent necessary to maintain the Total Annual Fund Operating Expenses After Fee Waiver and Expense Reimbursement (excluding brokerage costs, acquired fund fees and expenses, interest, taxes, and extraordinary expenses) at no more than an annual rate of 0.90% for all classes of shares. Under this same arrangement, the GRID Fund has also agreed, during the two



year period following the year of any such waiver or reimbursement by the Adviser, to repay such amount, but only to the extent the GRID Fund's adjusted Total Annual Fund Operating Expenses would not exceed an annual rate of 0.90% for the applicable class of shares, after giving effect to the repayments. This arrangement is in effect through April 30, 2025, and may be terminated only by the Board of Directors of the Corporation (the "Board") before such time. The GRID Fund will carry forward any fees and expenses in excess of the expense limitation and repay the Adviser such amount provided the GRID Fund is able to do so without exceeding the lesser of (1) the expense limit in effect at the time of the waiver or reimbursement, as applicable, or (2) the expense limit in effect at the time of recoupment after giving effect to the repayment.

### ***Expense Example***

This example is intended to help you compare the cost of investing in the GRID Fund with the cost of investing in other mutual funds.

The example assumes that you invest \$10,000 in the GRID Fund for the time periods indicated and then redeem all of your shares at the end of those periods. The example assumes a waiver of expenses through the date of the expiration of the waiver, and reflects Total Annual Fund Operating Expenses following the date of the expiration of the waiver. The example also assumes that your investment has a 5% return each year and that the GRID Fund's operating expenses remain the same. Although your actual costs may be higher or lower, based on these assumptions your costs would be:

	<u>1 Year</u>	<u>3 Years</u>	<u>5 Years</u>	<u>10 Years</u>
Class AAA Shares . . . . .	\$ 92	\$ 460	\$ 852	\$1,952
Class A Shares . . . . .	\$662	\$1,008	\$1,378	\$2,415
Class I Shares . . . . .	\$ 92	\$ 407	\$ 744	\$1,698

You would pay the following expenses if you did not redeem your shares of the GRID Fund:

	<u>1 Year</u>	<u>3 Years</u>	<u>5 Years</u>	<u>10 Years</u>
Class AAA Shares . . . . .	\$ 92	\$ 460	\$ 852	\$1,952
Class A Shares . . . . .	\$662	\$1,008	\$1,378	\$2,415
Class I Shares . . . . .	\$ 92	\$ 407	\$ 744	\$1,698

### ***Portfolio Turnover***

The GRID Fund pays transaction costs, such as commissions, when it buys and sells securities (or "turns over" its portfolio). A higher portfolio turnover rate may indicate higher transaction costs and may result in higher taxes when the GRID Fund's shares are held in a taxable account. These costs, which are not reflected in annual fund operating expenses or in the example, affect the GRID Fund's performance. During the most recent fiscal year, the GRID Fund's portfolio turnover rate was 9% of the average value of its portfolio.



### ***Principal Investment Strategies***

The GRID Fund will attempt to achieve its investment objective by investing, under normal circumstances, at least 80% of its net assets in dividend paying securities (such as common and preferred stock) or other income producing securities (such as fixed income securities and securities that are convertible into common stock). The GRID Fund will primarily invest in common stocks of foreign and domestic issuers that the GRID Fund's portfolio manager believes are likely to pay dividends and income and have the potential for above average capital appreciation and dividend increases. To this end, the portfolio manager may invest in stocks that pay and increase dividends over time that can potentially provide "rising income." Rising income stocks historically have provided a better total return over time, potentially combat inflation and offer the opportunity to potentially take advantage of compounding through dividend and income reinvestment. Under normal circumstances, the GRID Fund intends to invest in at least three countries, including the United States, and will invest at least 40% of its total assets in countries other than the United States.

The GRID Fund invests in companies whose stocks the Adviser believes are selling at a significant discount to their "private market value." Private market value is the value the Adviser believes informed investors would be willing to pay to acquire the entire company. If investor attention is focused on the underlying asset value of a company due to expected or actual developments or other catalysts, an investment opportunity to realize this private market value may exist.

The GRID Fund may utilize certain "arbitrage" strategies. The GRID Fund's use of arbitrage may be described as investing in "event" driven situations such as announced mergers, acquisitions, and reorganizations. When a company agrees to be acquired by another company, its stock price often quickly rises to just below the stated acquisition price. If the Adviser, through extensive research, determines that the acquisition is likely to be consummated on schedule at the stated acquisition price, then the GRID Fund may purchase the selling company's securities, offering the GRID Fund the possibility of generous returns relative to cash equivalents with a limited risk of excessive loss of capital.

The GRID Fund may invest in convertible securities, which include bonds, debentures, corporate notes, preferred stocks, and other similar securities which are convertible or exchangeable for common stock within a particular time period at a specified price or formula, of foreign and domestic companies with no target maturity range. Because many convertible securities are rated below investment grade, the GRID Fund may invest without limit in convertible securities rated lower than "BBB" by Standard & Poor's Rating Services ("S&P") or "Baa" or lower by Moody's Investors Service, Inc. ("Moody's"), or, if unrated, are of comparable quality as determined by the Adviser, including up to 5% of its assets in convertible securities of issuers in default. The GRID Fund also may invest up to 25% of its assets in non-convertible fixed income securities that are below investment grade, including up to 5% of its assets in non-convertible fixed income securities of issuers that are in default.

## ***Principal Risks***

### ***You may want to invest in the GRID Fund if:***

- you are a long term investor
- you seek growth of capital
- you seek to diversify your investments outside the U.S.

The GRID Fund's share price will fluctuate with changes in the market value of the GRID Fund's portfolio securities. Stocks are subject to market, economic, and business risks that may cause their prices to fluctuate. Holders of common stocks only have rights to the value in the company after all debts have been paid, and they could lose their entire investment in a company that encounters financial difficulty. In addition, the GRID Fund's portfolio companies may reduce or eliminate the dividend rate on the securities held by the GRID Fund. Preferred stock and debt securities convertible into or exchangeable for common or preferred stock also are subject to interest rate risk and/or credit risk. When interest rates rise, the value of such securities generally declines. It is also possible that the issuer of a security will not be able to make interest and principal payments when due. In addition, the GRID Fund may invest in lower credit quality securities which may involve major risk exposures such as increased sensitivity to interest rate and economic changes and limited liquidity. An investment in the GRID Fund is not a deposit of a bank and is not insured or guaranteed by the Federal Deposit Insurance Corporation or any other government agency. When you sell GRID Fund shares, they may be worth less than what you paid for them; you may lose money by investing in the GRID Fund.

Investing in the GRID Fund involves the following risks:

- **Convertible Securities.** Convertible securities provide higher yields than the underlying common stock, but generally offer lower yields than nonconvertible securities of similar quality. The value of convertible securities fluctuates in relation to changes in the interest rates and, in addition, fluctuates in relation to the underlying common stock.
- **Credit Risk for Convertible Securities and Fixed Income Securities.** Many convertible securities are not investment grade, that is, not rated within the four highest categories by S&P and Moody's. To the extent that the GRID Fund's convertible securities and any other fixed income securities are rated lower than investment grade or are not rated, there would be a greater risk as to the timely repayment of the principal of, and timely payment of interest or dividends on, those securities.
- **Equity Risk.** Equity risk is the risk that the prices of the securities held by the GRID Fund will change due to general market and economic conditions, perceptions regarding the industries in which the companies issuing the securities participate and the issuer company's particular circumstances. Dividends on common equity securities are not fixed but are declared at the discretion of an issuer's board of directors. Companies that have historically paid dividends on their securities are not required to continue to pay dividends on such securities. There is no guarantee that the issuers of the common equity securities will declare dividends in the future or that, if declared, they will remain at current levels or increase over time. Therefore, there is the possibility that such companies could reduce or eliminate the payment of dividends in the future. The GRID Fund's investments in dividend producing equity securities may also limit its potential for appreciation during a broad market advance. The prices of dividend producing

equity securities can be highly volatile. Investors should not assume that the GRID Fund's investments in these securities will necessarily reduce the volatility of the GRID Fund's NAV or provide "protection," compared to other types of equity securities, when markets perform poorly.

- **Market Risk.** General economic and market conditions, such as interest rates, availability of credit, inflation rates, economic uncertainty, supply chain disruptions, labor shortages, energy and other resource shortages, changes in laws, trade barriers, currency exchange controls and national and international political circumstances (including governmental responses to public health crises or the spread of infectious diseases), may have long-term negative effects on the U.S. and worldwide financial markets and economy, and thus the Fund.
- **Inflation Risk.** Inflation risk is the risk that the value of assets or income from investments will be worth less in the future as inflation decreases the value of money. This risk may be elevated compared to historical market conditions because of recent monetary policy measures and the current interest rate environment. As inflation increases, the real value of the Fund's shares and distributions therefore may decline. Inflation may result in losses to Fund shareholders.
- **Event Driven Risk.** Event driven investments involve the risk that certain of the events driving the investment may not happen or the market may react differently than expected to the anticipated transaction. In addition, although an event may occur or be announced, it may be renegotiated, terminated or involve a longer time frame than originally contemplated. Event driven investment transactions are also subject to the risk of overall market movements. Any one of these risks could cause the GRID Fund to experience investment losses impacting its shares negatively.
- **Foreign Securities Risk.** Investments in foreign securities involve risks relating to political, social, and economic developments abroad, as well as risks resulting from the differences between the regulations to which U.S. and foreign issuers and markets are subject. These risks include expropriation, differing accounting and disclosure standards, currency exchange risks, settlement difficulties, market illiquidity, difficulties enforcing legal rights, and greater transaction costs.
- **Emerging Markets Risk.** The above listed foreign securities risks are more pronounced in the securities of companies located in emerging markets.
- **Currency Risk.** Fluctuations in exchange rates between the U.S. dollar and foreign currencies may negatively affect an investment. Adverse changes in exchange rates may erode or reverse any gains produced by foreign currency denominated investments and may widen any losses. The GRID Fund may, but is not required to, seek to reduce currency risk by hedging part or all of its exposure to various foreign currencies. In addition, the GRID Fund's investments could be adversely affected by delays in, or a refusal to grant, repatriation of funds or conversion of emerging market currencies.
- **Depository Receipts.** The GRID Fund may invest in non-U.S. equity securities through depository receipts, including ADRs, EDRs, GDRs and other similar global instruments. While ADRs, EDRs and GDRs may not necessarily be denominated in the same currency as the securities into which they may be converted, many of the risks associated with foreign (non-U.S.) securities may also apply to ADRs, EDRs and GDRs. In addition, the underlying issuers of certain depository receipts, particularly unsponsored or unregistered depository receipts, are

under no obligation to distribute shareholder communications to the holders of such receipts, or to pass through to them any voting rights with respect to the deposited securities. Depositary receipts that are not sponsored by the issuer may be less liquid and there may be less readily available public information about the issuer.

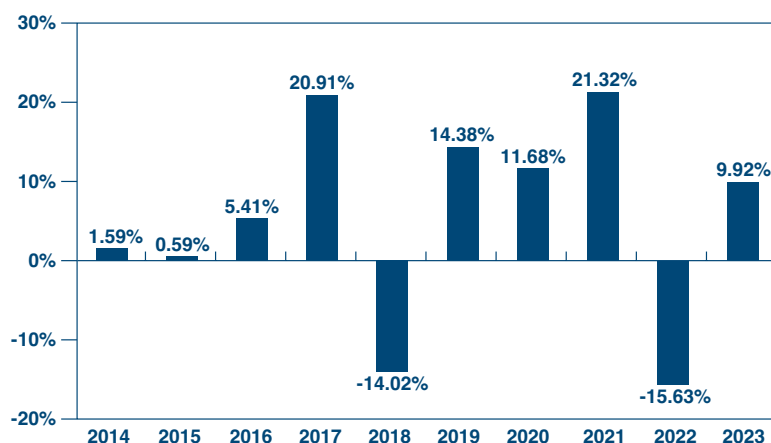
- **Interest Rate Risk.** The primary risk associated with dividend- and interest-paying securities is interest rate risk. A decrease in interest rates will generally result in an increase in the investment value of such securities, while increases in interest rates will generally result in a decline in its investment value. This effect is generally more pronounced for fixed rate securities than for securities whose income rate is periodically reset. The GRID Fund is subject to a greater risk of rising interest rates due to the recent period of rising interest rates. Central banks such as the Federal Reserve Bank have been increasing interest rates, though this trend has tempered recently as the rate of inflation slows. There is a risk that heightened interest rates may cause the economy to enter a recession. Any such recession would negatively impact the GRID Fund and the investments held by the GRID Fund.
- **Lower Rated Securities.** Lower rated securities may involve major risk exposures such as increased sensitivity to interest rate and economic changes, and the market to sell such securities may be limited. Such lower rated securities are considered speculative investments with increased credit risk and are generally known as “junk bonds” or “high yield securities”. Investments in lower rated securities may also include securities of issuers that are in default. Investments in securities of issuers in default present even greater risk exposure for the GRID Fund.
- **Growth Stock Risk.** Securities of growth companies may be more volatile since such companies usually invest a high portion of earnings in their business, and they may lack the dividends of value stocks that can cushion stock prices in a falling market.
- **Issuer Risk.** The value of a security may decline for a number of reasons that directly relate to an issuer, such as management performance, financial leverage, and reduced demand for the issuer’s goods or services, as well as the historical and prospective earnings of the issuer and the value of its assets or factors unrelated to the issuer’s value, such as investor perception.
- **Management Risk.** If the portfolio manager is incorrect in his assessment of the growth prospects of the securities the GRID Fund holds, then the value of the GRID Fund’s shares may decline.
- **Non-Diversification Risk.** As a non-diversified mutual fund, more of the GRID Fund’s assets may be focused in the common stocks of a small number of issuers, which may make the value of the GRID Fund’s shares more sensitive to changes in the market value of a single issuer or industry and more susceptible to risks associated with a single economic, market, political or regulatory occurrence than shares of a diversified mutual fund.

Although the GRID Fund is registered as a non-diversified fund, it has operated as a diversified fund for over three years. Therefore, the 1940 Act obliges the GRID Fund to continue to operate as a diversified fund unless it obtains shareholder approval to operate as a non-diversified fund.

## Performance

The bar chart and table that follow provide an indication of the risks of investing in the GRID Fund by showing changes in the GRID Fund's performance from year to year and by showing how the GRID Fund's average annual returns for one year, five years, and ten years compared with those of a broad based securities market index. Substantially all of the GRID Fund's operating history and performance results have been achieved implementing different investment strategies under the GRID Fund's previous names, the GAMCO Vertumnus Fund and the GAMCO Global Convertible Securities Fund, and as such, the GRID Fund's past performance (before and after taxes) does not predict how the GRID Fund will perform in the future. Updated information on the GRID Fund's results can be obtained by visiting [www.gabelli.com](http://www.gabelli.com).

**GRID FUND**  
**(Total Returns for Class AAA Shares for the Years Ended December 31)**



During the calendar years shown in the bar chart, the highest return for a quarter was 20.32% (quarter ended December 31, 2020), and the lowest return for a quarter was (24.71)% (quarter ended March 31, 2020).

Average Annual Total Returns (for the years ended December 31, 2023 with maximum sales charge, if applicable)			
	Past One Year	Past Five Years	Past Ten Years
GRID Fund Class AAA Shares:			
Return Before Taxes . . . . .	9.92%	7.52%	4.87%
Return After Taxes on Distributions . . . . .	9.48%	7.19%	4.55%
Return After Taxes on Distributions and Sale of Fund Shares . . . . .	6.34%	5.99%	3.89%
Class A Shares Return Before Taxes . . . . .	3.58%	6.25%	4.23%
Class I Shares Return Before Taxes . . . . .	9.91%	7.67%	5.15%
MSCI World Index (reflects no deduction for fees, expenses, or taxes) . . . . .	24.42%	13.37%	9.18%

After-tax returns are calculated using the historical highest individual federal marginal income tax rates and do not reflect the impact of state and local taxes. In some instances, the “Return After Taxes on Distributions and Sale of Fund Shares” may be greater than the “Return After Taxes on Distributions” because the investor is assumed to have sufficient capital gains of the same character from other investments to offset any capital losses from the redemption so that the taxpayer may deduct the capital losses in full. Actual after-tax returns depend on an investor’s tax situation and may differ from those shown. After-tax returns shown are not relevant to investors who hold their GRID Fund shares through tax deferred arrangements, such as 401(k) plans or individual retirement accounts, including Roth IRAs and SEP IRAs (collectively, “IRAs”). After-tax returns are shown only for Class AAA shares. After-tax returns for other classes will vary due to the differences in expenses.

## ***Management***

**The Adviser.** Gabelli Funds, LLC

**The Portfolio Manager.** Mr. Mario J. Gabelli, CFA, and Chief Investment Officer — Value Portfolios of the Adviser, has served as portfolio manager of the GRID Fund since 1994.

## ***Purchase and Sale of Fund Shares***

The GRID Fund currently offers three classes of shares — Class AAA Shares, Class A Shares, and Class I Shares. Only Class AAA and Class A shareholders may purchase more of these share classes. Neither Class C shareholders nor any other investors may purchase more of Class C Shares.

The minimum initial investment for Class AAA and Class A shares will be \$1,000 (\$250 for IRAs or Coverdell Education Savings Plans) when and if initial investments into Class AAA and A shares are reopened. When and if initial investments into Class AAA and A shares are reopened, there will be no minimum initial investment for Class AAA and Class A shares in an automatic monthly investment plan. Class I shares are available to investors with a minimum investment of \$1,000 when purchasing shares directly through G.distributors, LLC, the GRID Fund’s distributor (“G.distributors” or the “Distributor”), or investors purchasing Class I shares through brokers or financial intermediaries that have entered into selling agreements with the Distributor specifically with respect to Class I shares, and which have different minimum investment amounts. The minimum initial investment for Class I shares is waived for employee benefit plans with assets of at least \$50 million. If you transact in Class I shares through a broker or financial intermediary, you may be required to pay a commission and/or other forms of compensation to the broker or financial intermediary. The Distributor reserves the right to waive or change minimum investment amounts. There is no minimum for subsequent investments.

Since the minimum initial investment amount for the GRID Fund’s Class I shares purchased directly through the Distributor is the same as that for all other classes of the GRID Fund’s shares, shareholders still eligible to purchase Class AAA and Class A shares of the GRID Fund should instead consider purchasing Class I shares since Class I shares carry no sales load and no ongoing distribution fees. Investors and shareholders who wish to purchase shares of the GRID Fund through a broker or financial intermediary should consult their broker or financial intermediary with respect to the purchase of shares of the GRID Fund. Please refer to the GRID Fund’s statutory prospectus for additional information about share class conversions and exchanges among funds managed by the Adviser or its affiliates.

You can purchase or redeem shares of the GRID Fund on any day the New York Stock Exchange (“NYSE”) is open for trading (a “Business Day”). You may purchase or redeem GRID Fund shares by written request via mail (The Gabelli Funds, P.O. Box 219204, Kansas City, MO 64121-9204), personal or overnight delivery (The Gabelli Funds, c/o SS&C Global Investor & Distribution Solutions, Inc., 430 W 7th Street, Suite 219204, Kansas City, MO 64105-1407), Internet, bank wire, or Automated Clearing House (“ACH”) system. You may also purchase Fund shares by telephone if you have an existing account with banking instructions on file at 800-GABELLI (800-422-3554).

Shares of the GRID Fund can also be purchased or sold through registered broker-dealers or financial intermediaries that have entered into appropriate selling agreements with the Distributor. The broker-dealer or other financial intermediary will transmit these transaction orders to the GRID Fund on your behalf and send you confirmation of your transactions and periodic account statements showing your investments in the GRID Fund.

### ***Tax Information***

The GRID Fund expects that distributions will generally be taxable as ordinary income or long term capital gains, unless you are investing through a tax deferred arrangement, such as a 401(k) plan or an IRA.

### ***Payments to Broker-Dealers and Other Financial Intermediaries***

If you purchase shares of the GRID Fund through a broker-dealer or other financial intermediary (such as a bank), the GRID Fund and its related companies may pay the intermediary for the sale of GRID Fund shares and related services. These payments may create a conflict of interest by influencing the broker-dealer or other intermediary and your salesperson to recommend the GRID Fund over another investment. For more information, turn to “Third Party Arrangements” on page 67 of the prospectus. Ask your salesperson or visit your financial intermediary’s website for more information.



# GABELLI GLOBAL MINI MITES™ FUND (THE “GLOBAL MINI MITES FUND”)

## *Investment Objectives*

The Global Mini Mites Fund primarily seeks to provide investors with long term capital appreciation.

### ***Fees and Expenses of the Global Mini Mites Fund:***

This table describes the fees and expenses that you may pay if you buy and hold shares of the Global Mini Mites Fund. You may qualify for sales charge discounts on Class A shares if you and your family invest, or agree to invest in the future, at least \$50,000 in Class A shares of the Gabelli family of mutual funds when and if initial investments into Class A shares are reopened. More information about these and other discounts is available from your financial professional and in the section entitled “Classes of Shares” on page 60 of the prospectus and in Appendix A, “Sales Charge Reductions and Waivers Available through Certain Intermediaries,” attached to the Global Mini Mites Fund’s prospectus and “Distribution Plans” on page 48 of the Fund’s statement of additional information.

	<u>Class AAA Shares</u>	<u>Class A Shares</u>	<u>Class I Shares</u>
<b>Shareholder Fees</b>			
(fees paid directly from your investment):			
Maximum Sales Charge (Load) Imposed on Purchases (as a percentage of offering price) . . . . .	None	5.75%	None
Maximum Deferred Sales Charge (Load) (as a percentage of redemption price) . . . . .	None	None	None
Maximum Sales Charge (Load) Imposed on Reinvested Dividends (as a percentage of amount invested) . . . . .	None	None	None
Redemption Fee (as a percentage of amount redeemed for shares held 7 days or less) . . . . .	2.00%	2.00%	2.00%
Exchange Fee . . . . .	None	None	None
<b>Annual Fund Operating Expenses</b>			
(expenses that you pay each year as a percentage of the value of your investment):			
Management Fees. . . . .	1.00%	1.00%	1.00%
Distribution and Service (Rule 12b-1) Fees. . . . .	0.25%	0.25%	None
Other Expenses. . . . .	<u>2.12%</u>	<u>2.12%</u>	<u>2.12%</u>
Total Annual Fund Operating Expenses <sup>(1)</sup> . . . . .	3.37%	3.37%	3.12%
Fee Waiver and/or Expense Reimbursement <sup>(1)</sup> . . . . .	<u>(2.47)%</u>	<u>(2.47)%</u>	<u>(2.22)%</u>
Total Annual Fund Operating Expenses After Fee Waiver and/or Expense Reimbursement. . . . .	<u>0.90%</u>	<u>0.90%</u>	<u>0.90%</u>

(1) The Adviser has contractually agreed to waive its investment advisory fees and/or to reimburse expenses of the Global Mini Mites Fund to the extent necessary to maintain the Total Annual Fund Operating Expenses After Fee Waiver and Expense Reimbursement (excluding brokerage costs, acquired fund fees and expenses, interest, taxes, and extraordinary expenses) at no more than an annual rate of 0.90% for all classes of shares. Under this same arrangement, the Global Mini Mites Fund has also agreed, during the two year period following the year of any such waiver or reimbursement by the Adviser, to repay such amount, but only to the extent the Global Mini Mites Fund’s adjusted Total Annual Fund Operating Expenses would not exceed



an annual rate of 0.90% for the applicable class of shares, after giving effect to the repayments. This arrangement is in effect through April 30, 2025, and may be terminated only by the Board of Directors of the Corporation before such time. The Global Mini Mites Fund will carry forward, for a period not to exceed two years from the date that an amount is waived, any fees and expenses in excess of the expense limitation and repay the Adviser such amount provided the Global Mini Mites Fund is able to do so without exceeding the lesser of (1) the expense limit in effect at the time of the waiver or reimbursement, as applicable, or (2) the expense limit in effect at the time of recoupment after giving effect to the repayment.

**Expense Example**

This example is intended to help you compare the cost of investing in the Global Mini Mites Fund with the cost of investing in other mutual funds.

The example assumes that you invest \$10,000 in the Global Mini Mites Fund for the time periods indicated and then redeem all of your shares at the end of those periods. The example assumes a waiver of expenses through the date of the expiration of the waiver, and reflects Total Annual Fund Operating Expenses following the date of the expiration of the waiver. The example also assumes that your investment has a 5% return each year and that the Global Mini Mites Fund’s operating expenses remain the same. Although your actual costs may be higher or lower, based on these assumptions your costs would be:

	<u>1 Year</u>	<u>3 Years</u>	<u>5 Years</u>	<u>10 Years</u>
Class AAA Shares . . . . .	\$ 92	\$ 805	\$1,542	\$3,491
Class A Shares . . . . .	\$662	\$1,334	\$2,028	\$3,865
Class I Shares . . . . .	\$ 92	\$ 754	\$1,441	\$3,274

You would pay the following expenses if you did not redeem your shares of the Global Mini Mites Fund:

	<u>1 Year</u>	<u>3 Years</u>	<u>5 Years</u>	<u>10 Years</u>
Class AAA Shares . . . . .	\$ 92	\$ 805	\$1,542	\$3,491
Class A Shares . . . . .	\$662	\$1,334	\$2,028	\$3,865
Class I Shares . . . . .	\$ 92	\$ 754	\$1,441	\$3,274

**Portfolio Turnover**

The Global Mini Mites Fund pays transaction costs, such as commissions, when it buys and sells securities (or “turns over” its portfolio). A higher portfolio turnover rate may indicate higher transaction costs and may result in higher taxes when the Global Mini Mites Fund’s shares are held in a taxable account. These costs, which are not reflected in the annual fund operating expenses or in the example, affect the Global Mini Mites Fund’s performance. During the most recent fiscal year, the Global Mini Mites Fund’s portfolio turnover rate was 42% of the average value of its portfolio.

### ***Principal Investment Strategies***

The Global Mini Mites Fund primarily invests in equity securities of micro-cap companies, which the Global Mini Mites Fund defines as companies that have a market capitalization (defined as shares outstanding multiplied by the current market price) of \$250 million or less at the time of the Global Mini Mites Fund's investment. Equity securities include common stocks (including indirect holdings of common stock through depositary receipts), as well as other equity securities such as preferred stocks and convertible securities. Micro-cap companies may be engaged in new and emerging industries. Microcap companies are generally not well-known to investors and have less of an investor following than larger companies.

As a "global" fund, the Global Mini Mites Fund invests in securities of issuers, or related investments thereof, located in at least three countries, and at least 40% of the Global Mini Mites Fund's total net assets are invested in securities of non-U.S. issuers or related investments thereof (such as depositary receipts and derivative instruments). The Global Mini Mites Fund may invest in companies located in developed or emerging markets as well as in non-equity securities, such as corporate bonds or other debt securities or financial instruments, including foreign debt securities.

The Adviser's investment philosophy with respect to buying and selling equity securities is to identify assets that are selling in the public market at a discount to their private market value ("PMV"), and the Global Mini Mites Fund focuses on micro-cap companies that appear to be underpriced relative to their PMV. PMV is the value the Adviser believes informed purchasers would be willing to pay to acquire a company or other assets with similar characteristics. The Adviser considers factors such as price, earnings expectations, earnings and price histories, balance sheet characteristics, and perceived management skills. The Adviser also considers changes in economic and political outlooks as well as individual corporate developments. Further, the Adviser looks for catalysts, factors indigenous to the company, its industry or geographic positioning that may surface additional value, including, but not limited to, industry developments, regulatory changes, changes in management, sale or spin-off of a division, or the development of a profitable new business.

Additionally, the Adviser may also consider the securities of companies that appear to have favorable yet undervalued prospects for earnings growth and price appreciation. In this regard, the Adviser may invest the Global Mini Mites Fund's assets in companies that it believes have above average or expanding market shares, profit margins, and returns on equity. In evaluating growth prospects, the Adviser uses fundamental security analysis to develop earnings forecasts for companies and to identify investment opportunities. The Adviser bases its analysis on general economic and industry data provided by the U.S. Government, various trade associations and other sources, and published corporate financial data such as annual reports and quarterly statements as well as direct interviews with company management. When applying a growth strategy, the Adviser seeks to invest in companies with high future earnings potential relative to their current market valuations.

The Adviser expects to seek to sell investments that lose their perceived value relative to other investments, which could occur because of, among other things, a security reaching a predetermined price target, a change to a company's fundamentals that make the risk/reward profile unattractive, or a need to improve the overall risk/reward profile of the Global Mini Mites Fund.

The Global Mini Mites Fund may invest in non-U.S. equity securities through depositary receipts, including American Depositary Receipts (“ADRs”), European Depositary Receipts (“EDRs”), Global Depositary Receipts (“GDRs”) and other similar global instruments, which are generally subject to risks associated with equity securities and investments in foreign (non-U.S.) securities. ADRs are receipts issued by U.S. banks or trust companies in respect of securities of foreign issuers held on deposit for use in the U.S. securities markets. EDRs, which are sometimes referred to as Continental Depositary Receipts, are receipts issued in Europe, typically by non-U.S. banks and trust companies, that evidence ownership of either non-U.S. or domestic underlying securities. GDRs are depositary receipts structured like global debt issues to facilitate trading on an international basis. ADRs are usually denominated in U.S. dollars and dividends and other payments from the issuer are converted by the custodian into U.S. dollars before payment to receipt holders. In most other respects, ADRs, EDRs and GDRs for foreign securities have the same characteristics as the underlying securities.

### ***Principal Risks***

#### ***You may want to invest in the Global Mini Mites Fund if:***

- you seek to diversify your investments outside the U.S.
- you seek exposure to the micro-capitalization market segment despite the potential volatility of micro-capitalization stocks.
- you are a long term investor.
- you seek long term growth of capital.

The Global Mini Mites Fund’s share price will fluctuate with changes in the market value of its portfolio securities. Stocks are subject to market, economic, and business risks that may cause their prices to fluctuate. An investment in the Global Mini Mites Fund is not a deposit of a bank and is not insured or guaranteed by the Federal Deposit Insurance Corporation or any other government agency. When you sell Global Mini Mites Fund shares, they may be worth less than what you paid for them; you may lose money by investing in the Global Mini Mites Fund.

Investing in the Global Mini Mites Fund involves the following risks:

- **Equity Market Risk.** The price of equity securities may rise or fall because of changes in the broad market or changes in a company’s financial condition, sometimes rapidly or unpredictably. These price movements may result from factors affecting individual companies, sectors or industries selected for the Global Mini Mites Fund’s portfolio or the securities market as a whole, such as changes in economic or political conditions. When the value of the Global Mini Mites Fund’s securities goes down, your investment in the Global Mini Mites Fund decreases in value.
- **Inflation Risk.** Inflation risk is the risk that the value of assets or income from investments will be worth less in the future as inflation decreases the value of money. This risk may be elevated compared to historical market conditions because of recent monetary policy measures and the current interest rate environment. As inflation increases, the real value of the Fund’s shares and distributions therefore may decline. Inflation may result in losses to Fund shareholders.
- **Foreign Securities Risk.** Investments in foreign securities involve risks relating to political, social, and economic developments abroad, as well as risks resulting from the differences between the regulations to which U.S. and foreign issuers and markets are subject. These risks

include expropriation, tariffs or punitive taxation, differing accounting and disclosure standards, currency exchange risks, settlement difficulties, market illiquidity, difficulties enforcing legal rights, and greater transaction costs.

- **Emerging Markets Risk.** The above listed foreign securities risks are more pronounced in the securities of companies located in emerging markets.
- **Interest Rate Risk.** The Fund is subject to a greater risk of rising interest rates due to the recent period of rising interest rates. Central banks such as the Federal Reserve Bank have been increasing interest rates, though this trend has tempered recently as the rate of inflation slows. There is a risk that heightened interest rates may cause the economy to enter a recession. Any such recession would negatively impact the Fund and the investments held by the Fund.
- **Currency Risk.** Fluctuations in exchange rates between the U.S. dollar and foreign currencies may negatively affect an investment. Adverse changes in exchange rates may erode or reverse any gains produced by foreign currency denominated investments and may widen any losses. The Global Mini Mites Fund may, but is not required to, seek to reduce currency risk by hedging part or all of its exposure to various foreign currencies. In addition, the Global Mini Mites Fund's investments could be adversely affected by delays in, or a refusal to grant, repatriation of funds or conversion of emerging market currencies.
- **Depository Receipts.** The Global Mini Mites Fund may invest in non-U.S. equity securities through depository receipts, including ADRs, EDRs, GDRs and other similar global instruments. While ADRs, EDRs and GDRs may not necessarily be denominated in the same currency as the securities into which they may be converted, many of the risks associated with foreign (non-U.S.) securities may also apply to ADRs, EDRs and GDRs. In addition, the underlying issuers of certain depository receipts, particularly unsponsored or unregistered depository receipts, are under no obligation to distribute shareholder communications to the holders of such receipts, or to pass through to them any voting rights with respect to the deposited securities. Depository receipts that are not sponsored by the issuer may be less liquid and there may be less readily available public information about the issuer.
- **Micro-Cap Company Risk.** Although micro-cap companies may offer greater potential for capital appreciation than larger companies, investing in securities of such companies may involve greater risks than investing in larger, more established companies, including the risk of loss and the risk that the Global Mini Mites Fund's returns may differ significantly from returns of funds investing in larger-cap companies or other asset classes. Micro-cap companies may be new or unseasoned companies which are in their very early stages of development. Micro-cap companies generally have limited product lines, markets, management personnel, competitive strengths, research, and financial resources, and may be more vulnerable to adverse business or market developments. Their securities may trade less frequently and in more limited volume, and are subject to more abrupt or erratic market price movements, than the securities of larger, more established companies. The Global Mini Mites Fund may be able to deal with only a few market-makers when purchasing and selling micro-cap securities, and may need a considerable amount of time to purchase or sell its positions in these securities. Also, micro-cap companies are typically subject to greater changes in earnings and business prospects than larger companies. Consequently, micro-cap company stock prices tend to rise and fall in value

more than other stock prices. Micro-cap securities are highly volatile, and these companies may fail to execute their business plans and go out of business. Micro-cap companies carry additional risks because of the tendency of their earnings and revenues to be less predictable. Micro-cap companies may be more vulnerable than larger companies to key personnel losses due to reliance on a smaller number of management personnel. These conditions, which create greater opportunities to find securities trading below the Adviser's estimate of the company's current worth, also involve increased risk. The shares of micro-cap companies may require fair-value pricing, which is subjective and requires judgment by the Adviser, and may be at risk for de-listing from a securities exchange, making it difficult for the Global Mini Mites Fund to buy and sell shares of a particular company. The actual market prices for a security may differ from the fair value of that security as determined by the Adviser, and there is no assurance that the Global Mini Mites Fund will realize fair valuation upon the sale of a security. In addition, there may be less public information available about micro-cap companies. It may take a long time before the Global Mini Mites Fund realizes a gain, if any, on an investment in a micro-cap company. Micro-cap companies may have limited financial resources and little or no access to additional credit and therefore may be more susceptible to market downturns or rising credit costs than larger, more established companies. The risks of investing in micro-cap companies are even greater than those of investing in small-cap companies, which may have market capitalizations of up to \$3 billion at the time of investment.

- **Growth Stock Risk.** Securities of growth companies may be more volatile since such companies usually invest a high portion of earnings in their business, and they may lack the dividends of value stocks that can cushion stock prices in a falling market.
- **Issuer Risk.** The value of a security may decline for a number of reasons that directly relate to an issuer, such as management performance, financial leverage, and reduced demand for the issuer's goods or services, as well as the historical and prospective earnings of the issuer and the value of its assets or factors unrelated to the issuer's value, such as investor perception.
- **Management Risk.** If the portfolio managers are incorrect in their assessment of the growth prospects of the securities the Global Mini Mites Fund holds, then the value of the Global Mini Mites Fund's shares may decline.
- **Non-Diversification Risk.** As a non-diversified mutual fund, more of the Global Mini Mites Fund's assets may be focused in the common stocks of a small number of issuers, which may make the value of the Global Mini Mites Fund's shares more sensitive to changes in the market value of a single issuer or industry and more susceptible to risks associated with a single economic, political, or regulatory event than a diversified fund.
- **Liquidity Risk.** Liquidity risk is the risk that certain of the Global Mini Mites Fund's securities holdings may be considered to be illiquid, which means that they may become difficult to value, purchase, or sell. This could prevent the Global Mini Mites Fund from purchasing or selling such illiquid securities at an advantageous time or price, and could require the Global Mini Mites Fund to dispose of other investments at unfavorable times or prices in order to satisfy its obligations.

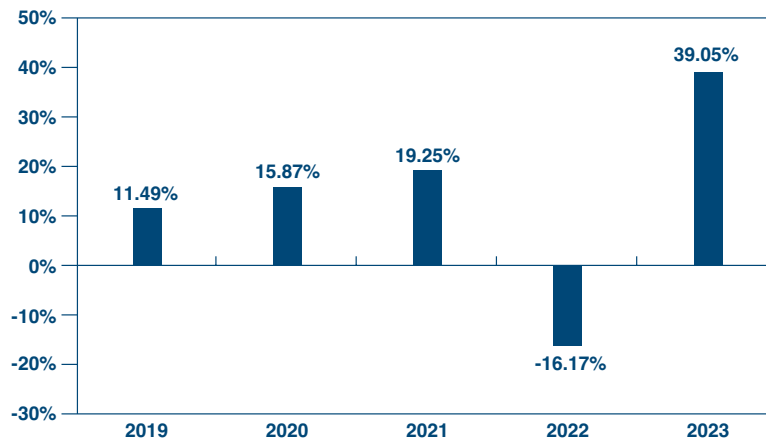
Because the trading market for micro and nano-cap stocks is generally more volatile, thin, and unpredictable relative to larger capitalization stocks, the Global Mini Mites Fund is subject to greater liquidity risk than a fund that invests in larger capitalization stocks.

- **Market Risk.** General economic and market conditions, such as interest rates, availability of credit, inflation rates, economic uncertainty, supply chain disruptions, labor shortages, energy and other resource shortages, changes in laws, trade barriers, currency exchange controls and national and international political circumstances (including governmental responses to public health crises or the spread of infectious diseases), may have long-term negative effects on the U.S. and worldwide financial markets and economy, and thus the Fund.
- **Limited Operating History.** The Global Mini Mites Fund commenced operations on October 1, 2018 and therefore has a limited operating history and may have higher expenses (although the Global Mini Mites Fund expects that such expenses would be limited under its Expense Deferral Agreement with the Adviser). There can be no assurance that the Global Mini Mites Fund will grow to or maintain an economically viable size. The Global Mini Mites Fund could cease operations, and investors may be required to liquidate or transfer their assets at a loss.

### ***Performance***

The bar chart and table that follow provide an indication of the risks of investing in the Global Mini Mites Fund by showing changes in the Global Mini Mites Fund's performance from year to year and by showing how the Global Mini Mites Fund's average annual returns for one year compared with those of a broad based securities market index. As with all mutual funds, the Global Mini Mites Fund's past performance (before and after taxes) does not predict how the Global Mini Mites Fund will perform in the future. Updated information on the Global Mini Mites Fund's results can be obtained by visiting [www.gabelli.com](http://www.gabelli.com)

**GLOBAL MINI MITES FUND**  
(Total Returns for Class AAA Shares for the Years Ended December 31)



During the calendar years shown in the bar chart, the highest return for a quarter was 33.95% (quarter ended December 31, 2020) and the lowest return for a quarter was (32.61)% (quarter ended March 31, 2020).

<b>Average Annual Total Returns (for the periods ended December 31, 2023 with maximum sales charges, if applicable)</b>	<b>Past One Year</b>	<b>Past Five Years</b>	<b>Since Inception (October 1, 2018)</b>
The Global Mini Mites Fund Class AAA Shares (first issued on 10/01/18)			
Return Before Taxes . . . . .	39.05%	12.42%	8.70%
Return After Taxes on Distributions. . . . .	34.81%	10.09%	6.54%
Return After Taxes on Distributions and Sale of Fund Shares . . . . .	24.55%	9.15%	6.16%
Class A Shares (first issued on 10/01/18)			
Return Before Taxes . . . . .	30.94%	11.08%	7.46%
Class I Shares (first issued on 10/01/18)			
Return Before Taxes . . . . .	39.05%	12.49%	8.76%
S&P Developed SmallCap Index (reflects no deduction for fees, expenses or taxes) . . . . .	15.90%	9.83%	5.35%

After-tax returns are calculated using the historical highest individual federal marginal income tax rates and do not reflect the impact of state and local taxes. In some instances, the “Return After Taxes on Distributions and Sale of Fund Shares” may be greater than the “Return After Taxes on Distributions” because the investor is assumed to have sufficient capital gains of the same character from other investments to offset any capital losses from the redemption so that the taxpayer may deduct the capital losses in full. Actual after-tax returns depend on an investor’s tax situation and may differ from those shown. After-tax returns shown are not relevant to investors who hold their Global Mini Mites Fund shares through tax deferred arrangements, such as 401(k) plans or individual retirement accounts, including Roth IRAs and SEP IRAs (collectively, “IRAs”). After-tax returns are shown only for Class AAA shares. After-tax returns for other classes will vary due to the differences in expenses.

**Management**

**The Adviser.** Gabelli Funds, LLC

**The Portfolio Managers.** Mr. Mario J. Gabelli, CFA, Chief Investment Officer — Value Portfolios of the Adviser, and Ms. Sarah Donnelly, Senior Vice President of GAMCO Investors Inc., will serve as portfolio managers of the Global Mini Mites Fund and will be jointly and primarily responsible for the day-to-day management of the Global Mini Mites Fund. Mr. Gabelli and Ms. Donnelly are assisted by a team of associate portfolio managers comprised of Mr. Ashish Sinha, Assistant Vice President of GAMCO Asset Management UK, Mr. Hendi Susanto, Vice President of Associated Capital Group Inc., and Mr. Chong-Min Kang, Senior Vice President of GAMCO Investors Inc.



## ***Purchase and Sale of Fund Shares***

The Global Mini Mites Fund currently offers three classes of shares — Class AAA Shares, Class A Shares, and Class I Shares. Only Class AAA and Class A shareholders may purchase more of these share classes. Neither Class C shareholders nor any other investors may purchase more of Class C Shares.

The minimum initial investment for Class AAA and Class A shares will be \$10,000 (\$250 for IRAs or Coverdell Education Savings Plans) when and if initial investments into Class AAA and A shares are reopened. When and if initial investments into Class AAA and A shares are reopened, there will be no minimum initial investment for Class AAA and Class A shares in an automatic monthly investment plan. Class I shares are available to investors with a minimum investment of \$1,000 when purchasing shares directly through G.distributors, LLC, the Global Mini Mites Fund's distributor ("G.distributors" or the "Distributor"), or investors purchasing Class I shares through brokers or financial intermediaries that have entered into selling agreements with the Distributor specifically with respect to Class I shares, and which have different minimum investment amounts. The minimum initial investment for Class I shares is waived for employee benefit plans with assets of at least \$50 million. If you transact in Class I shares through a broker or financial intermediary, you may be required to pay a commission and/or other forms of compensation to the broker or financial intermediary. The Distributor reserves the right to waive or change minimum investment amounts. There is no minimum for subsequent investments.

Since the minimum initial investment amount for the Global Mini Mites Fund's Class I shares purchased directly through the Distributor is less than that for all other classes of the Global Mini Mites Fund's shares, shareholders still eligible to purchase Class AAA and Class A shares of the Global Mini Mites Fund should instead consider purchasing Class I shares since Class I shares carry no sales load and no ongoing distribution fees. Investors and shareholders who wish to purchase shares of the Global Mini Mites Fund through a broker or financial intermediary should consult their broker or financial intermediary with respect to the purchase of shares of the Global Mini Mites Fund. Please refer to the Global Mini Mites Fund's statutory prospectus for additional information about share class conversions and exchanges among funds managed by the Adviser or its affiliates.

You can purchase or redeem shares of the Global Mini Mites Fund on any day the New York Stock Exchange ("NYSE") is open for trading (a "Business Day"). You may purchase or redeem Global Mini Mites Fund shares by written request via mail (The Gabelli Funds, P.O. Box 219204, Kansas City, MO 64121-9204), personal or overnight delivery (The Gabelli Funds, c/o SS&C Global Investor & Distribution Solutions, Inc., 430 W 7th Street, Suite 219204, Kansas City, MO 64105-1407), Internet, bank wire, or Automated Clearing House ("ACH") system. You may also purchase Fund shares by telephone if you have an existing account with banking instructions on file at 800-GABELLI (800-422-3554).

Shares of the Global Mini Mites Fund can also be purchased or sold through registered broker-dealers or financial intermediaries that have entered into appropriate selling agreements with the Distributor. The broker-dealer or other financial intermediary will transmit these transaction orders to the Global Mini Mites Fund on your behalf and send you confirmation of your transactions and periodic account statements showing your investments in the Global Mini Mites Fund.



## ***Tax Information***

The Global Mini Mites Fund expects that distributions will generally be taxable as ordinary income or long term capital gains, unless you are investing through a tax deferred arrangement, such as a 401(k) plan or an IRA.

### ***Payments to Broker-Dealers and Other Financial Intermediaries***

If you purchase shares of the Global Mini Mites Fund through a broker-dealer or other financial intermediary (such as a bank), the Global Mini Mites Fund and its related companies may pay the intermediary for the sale of Global Mini Mites Fund shares and related services. These payments may create a conflict of interest by influencing the broker-dealer or other intermediary and your salesperson to recommend the Global Mini Mites Fund over another investment. For more information, turn to “Third Party Arrangements” on page 67 of the prospectus. Ask your salesperson or visit your financial intermediary’s website for more information.

## ***INVESTMENT OBJECTIVES, INVESTMENT STRATEGIES AND RELATED RISKS***

The Global Content & Connectivity Fund, Global Growth Fund, International Small Cap Fund, and Global Mini Mites Fund each primarily seek to provide long term capital appreciation. The secondary goal of each of the Global Content & Connectivity Fund, Global Growth Fund, and International Small Cap Fund is to provide current income. The GRID Fund seeks to provide a high level of total return through current income and appreciation of capital.

Each Fund, other than the Global Mini Mites Fund, invests primarily in common stocks of companies which the Funds’ portfolio management teams believe are likely to have the potential for above average capital appreciation and produce income. The Global Mini Mites Fund primarily invests in equity securities of micro-cap companies, which the Fund defines as companies that have a market capitalization (defined as shares outstanding multiplied by the current market price) of \$250 million or less at the time of the Fund’s investment. Equity securities include common stocks (including indirect holdings of common stock through depositary receipts), as well as other equity securities such as preferred stocks and convertible securities.

As global funds, each Fund other than the International Small Cap Fund invests in securities of issuers, or related investments thereof, located in at least three countries, and at least 40% of each applicable Fund’s total net assets is invested in securities of non-U.S. issuers or related investments thereof (such as depositary receipts and derivative instruments). As an international fund, the International Small Cap Fund invests in the securities of issuers located in at least five countries outside the U.S.

The Funds may invest in non-U.S. equity securities through depositary receipts, including ADRs, EDRs, GDRs and other similar global instruments, which are generally subject to risks associated with equity securities and investments in foreign (non-U.S.) securities. ADRs are receipts issued by U.S. banks or trust companies in respect of securities of foreign issuers held on deposit for use in the U.S. securities markets. EDRs, which are sometimes referred to as Continental Depositary Receipts, are receipts issued in Europe, typically by non-U.S. banks and trust companies, that evidence ownership of either non-U.S. or domestic underlying securities. GDRs are depositary receipts structured like global debt issues to facilitate trading on an international basis. ADRs are usually denominated in U.S. dollars and dividends and other payments

from the issuer are converted by the custodian into U.S. dollars before payment to receipt holders. In most other respects, ADRs, EDRs and GDRs for foreign securities have the same characteristics as the underlying securities.

The Adviser's investment philosophy with respect to buying and selling equity securities is to identify assets that are selling in the public market at a discount to their private market value ("PMV"). PMV is the value the Adviser believes informed purchasers would be willing to pay to acquire a company or other assets with similar characteristics.

Undervaluation of a company's stock can result from a variety of factors, such as a lack of investor recognition of:

- the underlying value of a company's fixed assets,
- the value of a consumer or commercial franchise,
- changes in the economic or financial environment affecting the company,
- new, improved, or unique products or services,
- new or rapidly expanding markets,
- technological developments or advancements affecting the company or its products, and
- changes in governmental regulations, political climate, or competitive conditions.

The actual events that may lead to a significant increase in the value of a company's securities include:

- a change in the company's management policies,
- an investor's purchase of a large portion of the company's stock,
- a merger or reorganization or recapitalization of the company,
- a sale of a division of the company, a tender offer (an offer to purchase investors' shares),
- the spin-off to shareholders of a subsidiary, division, or other substantial assets, and
- the retirement or death of a senior officer or substantial shareholder of the company.

In selecting investments, the Adviser also considers factors such as price, earnings expectations, earnings and price histories, balance sheet characteristics, and perceived management skills. The Adviser likewise considers changes in economic and political outlooks as well as individual corporate developments. Further, the Adviser looks for catalysts, factors indigenous to the company, its industry or geographic positioning that may surface additional value, including, but not limited to, industry developments, regulatory changes, changes in management, sale or spin-off of a division, or the development of a profitable new business.

Additionally, the Adviser may also consider the securities of companies that appear to have favorable yet undervalued prospects for earnings growth and price appreciation. In this regard, the Adviser may invest a Fund's assets in companies that it believes have above average or expanding market shares, profit margins, and returns on equity. In evaluating growth prospects, the Adviser uses fundamental security analysis to develop earnings forecasts for companies and to identify investment opportunities. The Adviser bases its analysis on general economic and industry data provided by the U.S. Government, various trade associations and other sources, and published corporate financial data such as annual reports and quarterly statements as well as direct interviews with company management. When applying a growth strategy, the Adviser seeks to invest in companies with high future earnings potential relative to their current market valuations.

The Adviser expects to seek to sell investments that lose their perceived value relative to other investments, which could occur because of, among other things, a security reaching a predetermined price target, a change to a company's fundamentals that make the risk/reward profile unattractive, or a need to improve the overall risk/reward profile of the Funds.

The investment policies of the International Small Cap Fund and the GRID Fund relating to the type of securities in which 80% of these Funds' net assets must be invested may be changed by the Board of Directors (the "Board") without shareholder approval. Shareholders of the applicable Fund will, however, receive at least sixty days' notice prior to any change in these policies.

The Funds may also use the following investment techniques:

- **Defensive Investments.** When adverse market or economic conditions occur, each Fund may temporarily invest all or a portion of its assets in defensive investments. Such investments include fixed income securities, money market instruments, obligations of the U.S. government and its agencies, and instrumentalities, or repurchase agreements. When following a defensive strategy, a Fund will be less likely to achieve its investment goal.

The Funds may also engage in other investment practices in order to achieve their investment objective. These are briefly discussed in the Statement of Additional Information ("SAI"), which may be obtained by calling 800-GABELLI (800-422-3554), your financial intermediary, or free of charge through the Funds' website at [www.gabelli.com](http://www.gabelli.com).

Investing in the Funds involves risks. Generally, a Fund's share price will fluctuate with changes in the market value of the Fund's portfolio securities. Stocks are subject to market, economic, and business risks that may cause their prices to fluctuate. The Funds are also subject to the risk that the Adviser's judgments about above average growth potential of a particular company is incorrect and that the perceived value of such company's stock is not realized by the market, or that the price of a Fund's portfolio securities will decline.

In addition to the general risks noted above, investing in the Funds also involves the following risks:

- **Concentration Risk.** *Global Content & Connectivity Fund only* — Because the Global Content & Connectivity Fund will invest more than 25% of its total assets in securities of companies in the telecommunications related industry, the Global Content & Connectivity Fund may be subject to greater volatility with respect to its portfolio securities than a fund that is more broadly diversified. As the diversification of the Global Content & Connectivity Fund's holdings is measured at the time of purchase, certain securities may become a larger percentage of the Global Content & Connectivity Fund's total assets due to movements in the financial markets. If the markets affect several securities held by the Global Content & Connectivity Fund, it may have a greater percentage of its assets invested in securities of fewer issuers. Accordingly, the Global Content & Connectivity Fund is subject to the risk that its performance may be hurt disproportionately by the poor performance of relatively few securities.
- **Convertible Securities.** *GRID Fund only* — The characteristics of convertible securities make them appropriate investments for investors who seek a high level of total return and are able to tolerate the addition of credit risk. These characteristics include the potential for capital appreciation if the value of the underlying common stock increases, the relatively high yield

received from dividend or interest payments as compared to common stock dividends, and decreased risks of decline in value, relative to the underlying common stock due to their fixed income nature. As a result of the conversion feature, however, the interest rate or dividend preference on a convertible security is generally lower than would be the case if the securities were not convertible. During periods of rising interest rates, it is possible that the potential for capital gain on a convertible security may be less than that of a common stock equivalent if the yield on the convertible security is at a level which causes it to sell at a discount. Any common stock or other equity security received by conversion will not be included in the calculation of the percentage of total assets invested in convertible securities.

- **Credit Risk for Convertible Securities and Fixed Income Securities.** *GRID Fund only* — Many convertible securities are not investment grade, that is, not rated within the four highest categories by S&P and Moody's. To the extent that the Fund's convertible securities and any other fixed income securities are rated lower than investment grade or are not rated, there would be a greater risk as to the timely repayment of the principal of, and timely payment of interest or dividends on, those securities.
- **Interest Rate Risk.** The Funds are subject to a greater risk of rising interest rates due to the recent period of rising interest rates. Central banks such as the Federal Reserve Bank have been increasing interest rates, though this trend has tempered recently as the rate of inflation slows. There is a risk that heightened interest rates may cause the economy to enter a recession. Any such recession would negatively impact the Funds and the investments held by the Funds. *GRID Fund only* — The primary risk associated with dividend-and interest-paying securities is interest rate risk. A decrease in interest rates will generally result in an increase in the investment value of such securities, while increases in interest rates will generally result in a decline in its investment value. This effect is generally more pronounced for fixed rate securities than for securities whose income rate is periodically reset.
- **Equity Market Risk.** The price of equity securities may rise or fall because of changes in the broad market or changes in a company's financial condition, sometimes rapidly or unpredictably. These price movements may result from factors affecting individual companies, sectors or industries selected for a Fund's portfolio or the securities market as a whole, such as changes in economic or political conditions. When the value of a Fund's securities goes down, your investment in the Fund decreases in value.
- **Equity Risk.** Equity risk is the risk that the prices of the securities held by the Funds will change due to general market and economic conditions, perceptions regarding the industries in which the companies issuing the securities participate and the issuer company's particular circumstances. These fluctuations may cause a security to be worth less than it was worth when it was purchased by a Fund. Because the value of securities, and thus shares of the Funds, could decline, you could lose money. *GRID Fund only* — Dividends on common equity securities are not fixed but are declared at the discretion of an issuer's board of directors. Companies that have historically paid dividends on their securities are not required to continue to pay dividends on such securities. There is no guarantee that the issuers of the common equity securities will declare dividends in the future or that, if declared, they will remain at current levels or increase over time. Therefore, there is the possibility that such companies could reduce or eliminate the

payment of dividends in the future. The GRID Fund's investments in dividend producing equity securities may also limit its potential for appreciation during a broad market advance. The prices of dividend producing equity securities can be highly volatile. Investors should not assume that the GRID Fund's investments in these securities will necessarily reduce the volatility of the GRID Fund's NAV or provide "protection," compared to other types of equity securities, when markets perform poorly.

- **Market Risk.** General economic and market conditions, such as interest rates, availability of credit, inflation rates, economic uncertainty, supply chain disruptions, labor shortages, energy and other resource shortages, changes in laws, trade barriers, currency exchange controls and national and international political circumstances (including governmental responses to public health crises or the spread of infectious diseases), may have long-term negative effects on the U.S. and worldwide financial markets and economy, and thus the Fund. Market risk includes the risk that geopolitical and other events will disrupt the economy on a national or global level. For instance, war, terrorism, market manipulation, government defaults, government shutdowns, political changes or diplomatic developments, public health emergencies (such as the spread of infectious diseases, pandemics and epidemics) and natural/environmental disasters can all negatively impact the securities markets, which could cause the Fund to lose value. These events could reduce consumer demand or economic output, result in market closures, travel restrictions or quarantines, and significantly adversely impact the economy. The current contentious domestic political environment, as well as political and diplomatic events within the United States and abroad, such as the U.S. government's inability at times to agree on a long-term budget and deficit reduction plan, has in the past resulted, and may in the future result, in a government shutdown, which could have an adverse impact on the Fund's investments and operations. Additional and/or prolonged U.S. federal government shutdowns may affect investor and consumer confidence and may adversely impact financial markets and the broader economy, perhaps suddenly and to a significant degree. Governmental and quasi-governmental authorities and regulators throughout the world have previously responded to serious economic disruptions with a variety of significant fiscal and monetary policy changes, including, but not limited to, direct capital infusions into companies, new monetary programs and dramatically lower interest rates. An unexpected or sudden reversal of these policies, or the ineffectiveness of these policies, could increase volatility in securities markets, which could adversely affect the Fund's investments. Any market disruptions could also prevent the Fund from executing advantageous investment decisions in a timely manner. To the extent that the Fund focuses its investments in a region enduring geopolitical market disruption, it will face higher risks of loss, although the increasing interconnectivity between global economies and financial markets can lead to events or conditions in one country, region or financial market adversely impacting a different country, region or financial market. Thus, investors should closely monitor current market conditions to determine whether the Fund meets their individual financial needs and tolerance for risk.
- **Inflation Risk.** Inflation risk is the risk that the value of assets or income from investments will be worth less in the future as inflation decreases the value of money. This risk may be elevated compared to historical market conditions because of recent monetary policy measures and the current interest rate environment. As inflation increases, the real value of the Fund's shares and

distributions therefore may decline. Inflation rates may change frequently and significantly as a result of various factors, including unexpected shifts in the domestic or global economy and changes in economic policies, and the Fund's investments may not keep pace with inflation, which may result in losses to Fund shareholders.

- **Event Driven Risk.** *GRID Fund and Global Mini Mites Fund only* — The principal risk associated with event driven investments is that certain of the events may not happen or the market may react differently than expected to the anticipated transaction. Furthermore, even if the event occurs or is announced, it may be renegotiated, terminated, involve a longer time frame than originally contemplated or may not actually happen. Additionally, forced sellers may reduce prices and/or marks to market. Event driven investment transactions are also subject to the risk of overall market movements. To the extent that a general increase or decline in securities values affects the securities involved in an event driven position of the GRID Fund differently, the position may be exposed to loss. Accordingly, the GRID Fund may realize losses due to the risks involved with event driven investing which negatively impact the value of its shares.
- **Growth Stock Risk.** Securities of growth companies may be more volatile since such companies usually invest a high portion of earnings in their business, and they may lack the dividends of value stocks that can cushion stock prices in a falling market. Stocks of companies the Adviser believes are fast-growing may trade at a higher multiple of current earnings than other stocks. The values of these stocks may be more sensitive to changes in current or expected earnings than the values of other stocks. Earnings disappointments often lead to sharply falling prices because investors buy growth stocks in anticipation of superior earnings growth. If the Adviser's assessment of the prospects for a company's earnings growth is wrong, or if the Adviser's judgment of how other investors will value the company's earnings growth is wrong, then the price of the company's stock may fall or may not approach the value that the Adviser has placed on it.
- **Foreign Securities Risk.** A Fund that invests outside the United States carries additional risks that include:
  - **Currency Risk** — Fluctuations in exchange rates between the U.S. dollar and foreign currencies may negatively affect an investment. Adverse changes in exchange rates may erode or reverse any gains produced by foreign currency denominated investments and may widen any losses. Each Fund may, but is not required to, seek to reduce currency risk by hedging part or all of its exposure to various foreign currencies. In addition, a Fund's investments could be adversely affected by delays in, or a refusal to grant, repatriation of funds or conversion of emerging market currencies.
  - **Information Risk** — Key information about an issuer, security, or market may be inaccurate or unavailable.
  - **Political Risk** — Foreign governments may expropriate assets, impose capital or currency controls, impose tariffs or punitive taxes, or nationalize a company or industry. Any of these actions could have a severe effect on security prices and impair each Fund's ability to bring its capital or income back to the United States. Other political risks include economic policy changes, social and political instability, military action, and war. In particular, the consequences of international conflict, including international sanctions, the potential



impact on inflation and increased disruption to supply chains may impact our portfolio companies, result in an economic downturn or recession either globally or locally in the U.S. or other economies, reduce business activity, spawn additional conflicts (whether in the form of traditional military action, reignited “cold” wars or in the form of virtual warfare such as cyberattacks) with similar and perhaps wider ranging impacts and consequences and have an adverse impact on the Fund’s returns and net asset value (“NAV”).

- **Liquidity Risk** — Foreign securities are sometimes less liquid than securities of comparably sized U.S. issuers.
- **Access Risk** — The risk that some countries may restrict a Fund’s access to investments or offer terms that are less advantageous than those for local investors. This could limit the attractive investment opportunities available to each Fund.
- **Eurozone Investment Risks** — A number of countries in the European Union (the “EU”) have experienced, and may continue to experience, severe economic and financial difficulties, increasing the risk of investing in the European markets. In particular, many EU nations are susceptible to economic risks associated with high levels of debt, notably due to investments in sovereign debt of countries such as Greece, Italy, Spain, Portugal, and Ireland. As a result, financial markets in the EU have been subject to increased volatility and declines in asset values and liquidity. Responses to these financial problems by European governments, central banks and others, including austerity measures and reforms, may not work, may result in social unrest, and may limit future growth and economic recovery or have other unintended consequences.

In addition, certain European countries have recently experienced negative interest rates on certain fixed-income instruments. A negative interest rate policy is an unconventional central bank monetary policy tool where nominal target interest rates are set with a negative value (i.e., below zero percent) intended to help create self-sustaining growth in the local economy. Negative interest rates may result in heightened market volatility and may detract from a Fund’s performance to the extent a Fund is exposed to such interest rates.

On January 31, 2020, the United Kingdom officially withdrew from the EU, commonly referred to as “Brexit”. Following a transition period, the United Kingdom and the EU signed a Trade and Cooperation Agreement (“UK/EU Trade Agreement”), which came into full force on May 1, 2021 and set out the foundation of the economic and legal framework for trade between the United Kingdom and the EU. As the UK/EU Trade Agreement is a new legal framework, the implementation of the UK/EU Trade Agreement may result in uncertainty in its application and periods of volatility in both the United Kingdom and wider European markets. One or more other countries may abandon the Euro and/or withdraw from the EU, placing its currency and banking system in jeopardy, and would likely cause additional market disruption globally and introduce new legal and regulatory uncertainties. The impact of these actions, especially if they occur in a disorderly fashion, is not clear but could be significant and far-reaching.

Among other things, these developments adversely affected the value and exchange rate of the Euro and Pound Sterling, and any similar developments may continue to significantly affect the economies of all EU countries, which in turn may have a material adverse effect

on the Fund's investments in such countries, other countries that depend on EU countries for significant amounts of trade or investment, or issuers with exposure to debt issued by certain EU countries. To the extent that a Fund has exposure to European markets or to transactions tied to the value of the Euro, these events could negatively affect the value and liquidity of the Fund's investments. All of these developments may continue to significantly affect the economies of all EU countries, which in turn may have a material adverse effect on a Fund's investments in such countries, other countries that depend on EU countries for significant amounts of trade or investment, or issuers with exposure to debt issued by certain EU countries.

- **Globalization Risks** — The growing inter-relationship of global economies and financial markets has increased the effect of conditions in one country or region on issuers of securities in a different country or region. In particular, events or developments that interrupt the global supply chain, such as pandemic risks relating to the spread of infectious diseases, the adoption or prolongation of protectionist trade policies by one or more countries, war, changes in economic or monetary policy in the US or abroad, or a slowdown in the US economy, could lead to a decrease in demand for products and reduced flows of capital and income to companies in other countries. Those events might particularly affect companies in emerging countries.
- **Emerging Markets Risk.** Foreign securities risks are more pronounced in emerging markets. Investments in emerging markets may experience sharp price swings, as there may be less government supervision and regulation of business in such markets, and may entail risks relating to political and economic instability and expropriation, nationalization, confiscation or the imposition of restrictions on foreign investment, lack of hedging instruments, and restrictions on repatriation of capital invested. Securities markets in emerging markets may be less liquid and developed than those in the United States, potentially making prices erratic. Economic or political crises may detrimentally affect investments in emerging markets. Emerging market countries may experience substantial rates of inflation or deflation. The economies of developing countries tend to be dependent upon international trade. There may be little financial information available about emerging market issuers, and it may be difficult to obtain or enforce a judgment against them. Other risks include a high concentration of investors, financial intermediaries, and market capitalization and trading volume in a small number of issuers and industries; vulnerability to changes in commodity prices due to overdependence on exports, including gold and natural resources, overburdened infrastructure and obsolete or unseasoned financial systems; environmental problems; less developed legal systems; and less reliable securities custodial services and settlement practices. For all of these reasons, investments in emerging markets may be considered speculative.
- **Depository Receipts.** The Funds may invest in non-U.S. equity securities through depository receipts, including ADRs, EDRs, GDRs and other similar global instruments. While ADRs, EDRs and GDRs may not necessarily be denominated in the same currency as the securities into which they may be converted, many of the risks associated with foreign (non-U.S.) securities may also apply to ADRs, EDRs and GDRs. In addition, the underlying issuers of certain depository receipts, particularly unsponsored or unregistered depository receipts, are under no obligation to distribute shareholder communications to the holders of such receipts, or to pass through



to them any voting rights with respect to the deposited securities. Depositary receipts that are not sponsored by the issuer may be less liquid and there may be less readily available public information about the issuer.

- **Micro-Cap Company Risk.** *Global Mini Mites Fund only* — Although micro-cap companies may offer greater potential for capital appreciation than larger companies, investing in securities of such companies may involve greater risks than investing in larger, more established companies, including the risk of loss and the risk that the Fund's returns may differ significantly from returns of funds investing in larger cap companies or other asset classes. Micro-cap companies may be new or unseasoned companies which are in their very early stages of development. Micro-cap companies generally have limited product lines, markets, management personnel, competitive strengths, research, and financial resources, and may be more vulnerable to adverse business or market developments. Their securities may trade less frequently and in more limited volume, and are subject to more abrupt or erratic market price movements, than the securities of larger, more established companies. The greater price volatility of micro-cap stocks may result from the fact that there may be less market liquidity, less information publicly available, or fewer investors who monitor the activities of those companies. The Fund is also subject to the risk that micro-cap stocks fall out of favor generally with investors. The Fund may be able to deal with only a few market-makers when purchasing and selling micro-cap securities, and may need a considerable amount of time to purchase or sell its positions in these securities. Also, micro-cap companies are typically subject to greater changes in earnings and business prospects than larger companies. Consequently, micro-cap company stock prices tend to rise and fall in value more than other stock prices. Micro-cap securities are highly volatile, and these companies may fail to execute their business plans and go out of business. Micro-cap companies carry additional risks because of the tendency of their earnings and revenues to be less predictable. Microcap companies may be more vulnerable than larger companies to key personnel losses due to reliance on a smaller number of management personnel. These conditions, which create greater opportunities to find securities trading below the Adviser's estimate of the company's current worth, also involve increased risk. The shares of micro-cap companies may require fair-value pricing, which is subjective and requires judgment by the Adviser, and may be at risk for de-listing from a securities exchange, making it difficult for the Fund to buy and sell shares of a particular company. The actual market prices for a security may differ from the fair value of that security as determined by the Adviser, and there is no assurance that the Fund will realize fair valuation upon the sale of a security. In addition, there may be less public information available about micro-cap companies. It may take a long time before the Fund realizes a gain, if any, on an investment in a micro-cap company. Micro-cap companies may have limited financial resources and little or no access to additional credit and therefore may be more susceptible to market downturns or rising credit costs than larger, more established companies. The risks of investing in microcap companies are even greater than those of investing in small-cap companies, which may have market capitalizations of up to \$3 billion at the time of investment.
- **Industry Risk.** *Global Content & Connectivity Fund only — Telecommunications* — The telecommunications industry is subject to governmental regulation and a greater price volatility than the overall market, and telecommunications companies can be adversely affected by, among other things, changes in government regulation, intense competition, dependency on

patent protection, significant capital expenditures, heavy debt burdens, rapid obsolescence of products and services due to product compatibility or changing consumer preferences and strong market reactions to technological developments throughout the industry, among other things. Government actions around the world, specifically in the area of pre-marketing clearance of products and prices, can be arbitrary and unpredictable. Changes in world currency values are also unpredictable and can have a significant short term impact on revenues, profits, and share valuations. Certain telecommunications companies allocate greater than usual financial resources to research and product development. The securities of such companies may experience above-average price movements associated with the perceived prospects of success of the research and development programs. In addition, companies in which the Global Content & Connectivity Fund invests may be adversely affected by lack of commercial acceptance of a new product or process or by technological change and obsolescence.

*Media* — Companies engaged in the design, production or distribution of goods or services for the media industry may become obsolete quickly. Media companies are subject to risks that include cyclicity of revenues and earnings, a decrease in the discretionary income of targeted individuals, changing consumer tastes and interests, fierce competition in the industry and the potential for increased government regulation. Media company revenues largely are dependent on advertising spending. A weakening general economy or a shift from online to other forms of advertising may lead to a reduction in discretionary spending on online advertising. Competitive pressures and government regulation can significantly affect media companies. Additionally, intellectual property rights are very important to many media companies and the expiration of intellectual property rights or other events that adversely affect a media company's intellectual property rights may materially and adversely affect the value of its securities.

*Information Technology* — The market prices of technology and technology-related stocks tend to exhibit a greater degree of market risk and price volatility than other types of investments. These stocks may fall in and out of favor with investors rapidly, which may cause sudden selling and dramatically lower market prices. These stocks also may be affected adversely by changes in technology, consumer and business purchasing patterns, short product cycles, falling prices and profits, government regulation, lack of standardization or compatibility with existing technologies, intense competition, aggressive pricing, dependence on copyright and/or patent protection and/or obsolete products or services. Certain technology-related companies may face special risks that their products or services may not prove to be commercially successful. Technology-related companies are also strongly affected by worldwide scientific or technological developments. As a result, their products may rapidly become obsolete. Such companies are also often subject to governmental regulation and may, therefore, be adversely affected by governmental policies. In addition, a rising interest rate environment tends to negatively affect technology and technology-related companies. In such an environment, those companies with high market valuations may appear less attractive to investors, which may cause sharp decreases in the companies' market prices. Further, those technology or technology-related companies seeking to finance their expansion would have increased borrowing costs, which may negatively impact their earnings. As a result, these factors may negatively affect the performance of the Global Content & Connectivity Fund. Finally, the Global Content & Connectivity Fund may be susceptible to factors affecting the technology and technology-related industries, and the Global Content & Connectivity

Fund's NAV may fluctuate more than a fund that invests in a wider range of industries. Technology and technology-related companies are often smaller and less experienced companies and may be subject to greater risks than larger companies, such as limited product lines, markets and financial and managerial resources.

These risks may be heightened for telecommunications, media, and technology companies in foreign markets.

- **Liquidity Risk.** *Global Mini Mites Fund only* — Liquidity risk is the risk that certain of the Fund's securities holdings may be considered to be illiquid, which means that they may be difficult to value, purchase, or sell. This could prevent the Fund from purchasing or selling such illiquid securities at an advantageous time or price, and could require the Fund to dispose of other investments at unfavorable times or prices in order to satisfy its obligations, which could delay the redemption of Fund shares. Because the trading market for micro-cap stocks is generally more volatile, thin and unpredictable relative to larger capitalization stocks, the Fund is subject to greater liquidity risk than a fund that invests in larger capitalization stocks. The Fund is permitted to have 15% of its assets invested in illiquid securities. While the Adviser intends to manage the liquidity profile of the Fund in a manner consistent with this limitation and in a manner that is in the best interests of the Fund and its shareholders, it is also possible that positions that were liquid at the time of acquisition may become illiquid, which could in turn cause the Fund not to be in compliance with its 15% illiquid securities limit. This could occur as a result of general volatility in the market for a particular micro-cap stock, or as a result of adverse market or economic conditions independent of any specific adverse changes in the conditions of a particular issuer or the market for its securities. In such instances the Fund will seek to bring its portfolio back within the 15% illiquid securities limit in an orderly manner. During such periods the Fund will not be able to acquire any additional illiquid securities, which could cause the Fund to pass on what would be otherwise desirable investment opportunities and may impact the Fund's ability to achieve its desired level of exposure to a certain issuer or sector. Liquidity risk may be magnified in rising interest rate environments due to higher than normal redemption rates. Periods of heavy redemption could cause the Fund to sell assets at a loss or depressed value, which could negatively affect performance, and this risk is heightened during periods of declining or illiquid markets; however, as described above, the Adviser intends to actively manage the liquidity profile of the Fund so that it is able to meet redemption requests without significant dilution to remaining shareholders' interests in the Fund and the Corporation's Board believes that the Fund's investment policies provide the Fund with sufficient flexibility in managing its liquidity risk. Additionally, breaches of the 15% illiquid securities limit will require various reporting to the Corporation's Board and to the SEC, which could result in additional costs that could impact returns. See "Investment Strategies and Risks — Government Intervention in Financial Markets Risk" in the SAI for additional information.
- **Lower Rated Securities.** *GRID Fund only* — Lower rated securities may involve major risk exposures such as increased sensitivity to interest rate and economic changes, and the market to sell such securities may be limited. These securities are often referred to in the financial press as "junk bonds" and are generally considered speculative investments with increased credit risks. As part of its investment in lower grade securities, the Fund may also invest in securities of

issuers in default. The Fund will make an investment in securities of issuers in default only when the Adviser believes that such issuers will honor their obligations or emerge from bankruptcy protection under a plan pursuant to which the securities received by the Fund in exchange for its defaulted securities will have a value in excess of the Fund's investment. By investing in securities of issuers in default, the Fund bears the risk that these issuers will not continue to honor their obligations or emerge from bankruptcy protection or that the value of the securities will not otherwise appreciate.

- **Issuer Risk.** The value of a security may decline for a number of reasons that directly relate to an issuer, such as management performance, financial leverage, and reduced demand for the issuer's goods or services, as well as the historical and prospective earnings of the issuer and the value of its assets or factors unrelated to the issuer's value, such as investor perception.
- **Management Risk.** If the portfolio managers are incorrect in their assessment of the growth prospects of the securities a Fund holds, then the value of such Fund's shares may decline. In addition, the portfolio managers' strategy may produce returns that are different from other mutual funds that invest in similar securities.
- **Limited Operating History.** *Global Mini Mites Fund only* — The Fund commenced operations on October 1, 2018 and therefore has a limited operating history and may have higher expenses (although the Fund expects that such expenses would be limited under its Expense Deferral Agreement with the Adviser). There can be no assurance that the Fund will grow to or maintain an economically viable size. The Fund could cease operations, and investors may be required to liquidate or transfer their assets at a loss.
- **Non-Diversification Risk.** Each Fund is classified as a "non-diversified" mutual fund, which means that a greater proportion of its assets may be invested in the securities of a single issuer than a "diversified" mutual fund. As non-diversified mutual funds, more of each Fund's assets may be focused in the common stocks of a small number of issuers, which may make the value of each Fund's shares more sensitive to changes in the market value of a single issuer or industry than shares of a diversified mutual fund. The ability to invest in a more limited number of securities may increase the volatility of each Fund's investment performance, as each Fund may be more susceptible to risks associated with a single economic, political, or regulatory event than a diversified fund. If the securities in which each Fund invests perform poorly, each Fund could incur greater losses than it would have had if it had been invested in a greater number of securities.

Although each of the International Small Cap Fund and GRID Fund of the Corporation is registered as a non-diversified fund, each Fund has operated as a diversified fund for over three years. Therefore, the 1940 Act obliges each of the International Small Cap Fund and GRID Fund to continue to operate as a diversified fund unless each Fund obtains shareholder approval to operate as a non-diversified fund.

- **Smaller Capitalization Risk.** *Global Content & Connectivity Fund, Global Growth Fund, International Small Cap Fund, and Global Mini Mites Fund* — Risk is greater for the securities of smaller capitalization companies (including small unseasoned companies that have been in operation for less than three years) because they generally are more vulnerable than larger

companies to adverse business or economic developments and they may have more limited resources. The securities of smaller capitalization companies also may trade less frequently and in smaller volume than larger companies. As a result, the value of such securities may be more volatile than the securities of larger companies, and a Fund may experience difficulty in purchasing or selling such securities at the desired time and price.

- **Large Capitalization Companies Risk.** *Global Content & Connectivity Fund and Global Growth Fund* — Companies with \$10 billion or more in market capitalization are considered by the Adviser to be large capitalization companies. Large capitalization companies generally experience slower rates of growth in earnings per share than do mid and small capitalization companies.

**Portfolio Holdings.** A description of the Funds' policies and procedures with respect to the disclosure of each Fund's portfolio securities is available in the Funds' SAI, which may be obtained by calling 800-Gabelli (800-422-3554), your financial intermediary, or free of charge through the Funds' website at [www.gabelli.com](http://www.gabelli.com).

## **MANAGEMENT OF THE FUNDS**

**The Adviser.** Gabelli Funds, LLC, with its principal offices located at One Corporate Center, Rye, New York 10580-1422, is a New York limited liability company that serves as investment adviser to the Funds. The Adviser makes investment decisions for the Funds and continuously reviews and administers the Funds' investment programs and manages the operations of each Fund under the general supervision of the Corporation's Board. The Adviser also manages several other open-end and closed-end investment companies in the Gabelli family of funds ("Gabelli Fund Complex" or "Fund Complex"). The Adviser is a wholly owned subsidiary of GAMCO Investors, Inc. ("GAMI"), a publicly held company listed on the OTCQX.

As compensation for its services and related expenses borne by the Adviser, the Adviser is entitled to an advisory fee for each Fund, computed daily and payable monthly, at the annual rates of 1.00% of the value of the respective average daily net assets of each Fund.

The Adviser has contractually agreed to waive its investment advisory fees and/or reimburse expenses to the extent necessary to maintain each Fund's Total Annual Fund Operating Expenses (excluding brokerage costs, acquired fund fees and expenses, interest, taxes, and extraordinary expenses) at no more than an annual rate of 0.90% for each class of shares. These fee waiver and expense reimbursement arrangements are in effect through April 30, 2025 and may be terminated only by the Board of Directors of the Corporation before such time.

In addition, the Funds will carry forward, for a period not to exceed three years from the date that an amount is waived, any fees and expenses in excess of the expense limitation and repay the Adviser such amount provided the Fund is able to do so without exceeding the lesser of (1) the expense limit in effect at the time of the waiver or reimbursement, as applicable, or (2) the expense limit in effect at the time of recoupment after giving effect to the repayment.

Each Fund's annual report to shareholders for the period ended December 31, 2023, contains a discussion of the basis of the Board's determinations to continue the investment advisory agreements as described above.

## **The Portfolio Managers.**

Mr. Mario J. Gabelli, CFA, is primarily responsible for the day to day investment management of the GRID Fund. He is also jointly and primarily responsible for the day to day investment management of the Global Mini Mites Fund. Mr. Gabelli is Chairman and Co-Chief Executive Officer of GAMI and Executive Chairman of Associated Capital Group, Inc. ("Associated Capital"); Chief Investment Officer — Value Portfolios of GAMI, the Adviser, and GAMCO Asset Management, Inc. ("GAMCO"), another wholly owned subsidiary of GAMI; Chief Executive Officer and Chief Investment Officer of GGCP, Inc.; and an officer or director of other companies affiliated with GAMI. Mr. Gabelli serves as portfolio manager for and is a director of several funds in the Gabelli Fund Complex. The Adviser relies to a considerable extent on the expertise of Mr. Gabelli, who may be difficult to replace in the event of his death, disability, or resignation.

In managing the portfolio of The International Small Cap Fund, the Adviser also uses the services of Gustavo Pifano and Ashish Sinha, investment professionals of an affiliate, GAMCO Asset Management (UK) Limited ("GAMCO UK"). Mr. Pifano joined the firm in 2008 and is an Assistant Vice President for research based in London. He covers the industrial and consumer sectors with a focus on small-cap stocks. Mr. Pifano holds a Bachelor of Business Administration in Finance from the University of Miami and an MBA from the University of Oxford Said Business School.

Mr. Sinha joined GAMCO UK in 2012 as a research analyst and is an Assistant Vice President. Mr. Sinha holds a Bachelor of Business Administration from IMS, India and a Master of International Business from the Indian Institute of Foreign Trade, India. He is a Chartered Financial Analyst.

In keeping with applicable regulatory guidance, GAMCO UK entered into a Memorandum of Understanding with the Adviser pursuant to which GAMCO UK is considered a "Participating Affiliate" of the Adviser as that term is used in relief granted by the staff of the SEC allowing U.S. registered investment advisers to use portfolio management and trading resources of advisory affiliates subject to the supervision of a registered adviser.

Mr. Caesar M.P. Bryan is primarily responsible for the day to day investment management of the International Small Cap Fund and manages a portion of the assets of the Global Growth Fund. Mr. Bryan joined GAMI in 1994, and is currently a Senior Vice President of GAMI and serves as portfolio manager for the Adviser managing several funds in the Gabelli Fund Complex, GAMCO, and Gabelli & Partners LLC, an affiliate of the Adviser.

Mr. Sergey Dluzhevskiy, CFA, CPA, is an associate portfolio manager for the Global Content & Connectivity Fund. Mr. Dluzhevskiy joined GAMI in 2005 as a research analyst covering the North American telecommunications industry. Currently, he continues to specialize in the industry and also serves as a portfolio manager of the Adviser. Prior to joining Gabelli, Mr. Dluzhevskiy was a senior accountant at Deloitte.

Ms. Sarah Donnelly, Senior Vice President of GAMI, is jointly and primarily responsible for the day to day investment management of the Global Mini Mites Fund. Ms. Donnelly joined GAMCO in 1999 as a junior analyst working with the consumer staples and media analysts. She received a BS degree in Business Administration with a concentration in Finance and minor in History from Fordham University and currently serves on the advisory board on the Gabelli Center for Global Security Analysis at Fordham University.



Mr. Chong-Min Kang, Senior Vice President of GAMI, is an associate portfolio manager for the Global Mini Mites Fund. Mr. Kang joined the firm in 2007 as a research analyst. Mr. Kang received a BA degree from Boston College and an MBA from the Columbia Business School.

Mr. Ashish Sinha, Assistant Vice President of GAMCO Asset Management UK, is an associate portfolio manager for the Global Mini Mites Fund. Mr. Sinha joined GAMCO UK in 2012 as a research analyst. He has a BSBA degree from the Institute of Management Studies, and a MB from IIFT.

Mr. Hendi Susanto, Vice President of Associated Capital Group Inc., is an associate portfolio manager for the Global Mini Mites Fund. Mr. Susanto joined Gabelli in 2007 as a research analyst. He currently covers the global technology industry. Mr. Susanto received a BS degree summa cum laude from the University of Minnesota, a MS from Massachusetts Institute of Technology, and an MBA from the Wharton School of Business.

Mr. Howard F. Ward, CFA, Senior Vice President of GAMI, is a portfolio manager for the Adviser managing a portion of the assets of the Global Growth Fund. He joined GAMI in 1995 and currently serves as GAMI's Chief Investment Officer of Growth Equities. Mr. Ward is also a portfolio manager of the Gabelli Growth Fund.

The Funds' SAI provides additional information about the portfolio managers' compensation, other accounts managed by them, and their ownership of securities in the Funds.

### ***INDEX DESCRIPTIONS***

The **Morgan Stanley Capital International (MSCI) All Country (AC) World Index** is a widely recognized, unmanaged stock index composed of equity securities in developed and emerging market countries. The index figures do not reflect any deduction for fees, expenses, or taxes. You cannot invest directly in the MSCI AC World Index.

The **MSCI AC World Communication Services Index** is an unmanaged stock index composed of global telecommunications securities stock market performance. The index figures do not reflect any deduction for fees, expenses, or taxes. You cannot invest directly in the MSCI AC World Communication Services Index.

The **Lipper Global Large Cap Growth Fund Classification** reflects the average performance of mutual funds classified in this particular category as tracked by Lipper Inc. You cannot invest directly in the Lipper Global Large Cap Growth Fund Classification.

The **MSCI World Index** is a broad-based securities index that represents the US and developed international equity markets in term of capitalization and performance. It is designed to provide a representative total return for all stock exchanges located inside and outside the US. The index figures do not reflect any deduction for fees, expenses, or taxes. You cannot invest directly in the MSCI World Index.

The **MSCI EAFE Small Cap Index** is an equity index which captures small cap representation across developed markets countries around the world, excluding the US and Canada. The index figures do not reflect any deduction for fees, expenses, or taxes. You cannot invest directly in the MSCI EAFE Small Cap Index.

The **S&P Developed SmallCap Index** is a float adjusted market capitalization weighted index designed to measure the equity market performance of small capitalization companies located in developed markets. The index figures do not reflect any deduction for fees, expenses, or taxes. You cannot invest directly in the S&P Developed SmallCap Index.

### **CLASSES OF SHARES**

Three classes of the Funds' shares are offered in this prospectus — Class AAA shares, Class A shares, and Class I shares. Each Fund's Class AAA and Class C shares are "closed to purchases from new investors." Additionally, each Fund's (other than the Global Growth Fund's) respective Class A shares are also "closed to purchases from new investors." "Closed to purchases from new investors" means: (i) with respect to Class AAA and Class A shares, no new investors may purchase shares of such classes, but existing shareholders may continue to purchase additional shares of such classes, and (ii) with respect to Class C shares, neither new investors nor existing shareholders may purchase any additional shares of such class. This closure has no effect on existing shareholders' ability to redeem shares of each Fund as described herein. The Funds are not designed for market timers; see the section entitled "Redemption of Shares." Each class of shares has different costs associated with buying, selling, and holding Fund shares. Your broker or other financial professional can assist you in selecting which class of shares best meets your needs based on such factors as the size of your investments and the length of time you intend to hold your shares.

The minimum initial investment for Class AAA and Class A shares is or will be \$1,000 for all funds except for the Global Mini Mites Fund, which will have a minimum initial investment of \$10,000, when and if initial investments into Class AAA and A (if "closed to purchasers from new investors") shares are reopened.

The Fund's Class AAA shares are offered only to (1) clients of financial intermediaries (i) that charge such clients an ongoing fee for advisory, investment, consulting, or similar service, or (ii) where the Distributor has entered into an agreement permitting the financial intermediary to offer Class AAA shares through its mutual fund supermarket network or platform, and (2) customers of the Distributor.

Class I shares of each Fund are available to investors with a minimum initial investment amount of \$1,000 and purchasing shares directly through the Distributor, or investors purchasing Class I shares through brokers or financial intermediaries that have entered into selling agreements with the Distributor specifically with respect to Class I shares. For the Global Content & Connectivity Fund, the GRID Fund, and the Global Mini Mites Fund, the minimum initial investment for Class I shares is waived for employee benefit plans with assets of at least \$50 million. Such brokers or financial intermediaries may have different requirements as to the investment minimum. If you transact in Class I shares through a broker or financial intermediary, you may be required to pay a commission and/or other forms of compensation to the broker or financial intermediary.

The Distributor or its affiliates may, in their discretion, accept investments from purchasers that do not meet the qualification requirements.

The table that follows summarizes the differences among the classes of shares:

- A "front-end sales load," or sales charge is a one-time fee that may be charged at the time of purchase of shares.



- A “contingent deferred sales charge” (“CDSC”) is a one-time fee that may be charged at the time of redemption depending on the time of redemption.
- A “Rule 12b-1 fee” is a recurring annual fee for distributing shares and servicing shareholder accounts based on a Fund’s average daily net assets attributable to the particular class of shares.

The table that follows summarizes the differences among the classes of shares.

	<b>Class AAA Shares</b>	<b>Class A Shares</b>	<b>Class I Shares</b>
Front-End Sales Load?	No.	Yes. The percentage declines as the amount invested increases. The offering price of a Class A share includes the front-end sales load.	No.
Contingent Deferred Sales Charge?	No.	No, except for shares redeemed up to and including the last day of the eighteenth month after purchase as part of an investment greater than \$1 million if no frontend sales charge was paid at the time of purchase.	No.
Rule 12b-1 Fee	0.25%	0.25%	None.
Convertible to Another Class?	Yes. May be converted to Class I shares provided certain conditions are met.	Yes. May be converted to Class I shares provided certain conditions are met.	No.
Fund Expense Levels	Higher annual expenses than Class I shares. Same as Class A shares.	Higher annual expenses than Class I shares. Same as Class AAA shares.	Lower annual expenses than Class AAA and Class A.

The following sections and Appendix A to this prospectus include important information about sales charge and sales charge reductions and waivers, and describe information or records you may need to provide to the Funds or your broker in order to be eligible for sales charge reductions and waivers. Intermediaries may have different policies and procedures regarding the availability of sales charge reductions and waivers; please refer to Appendix A to this prospectus, which describes all such intermediaries. Information about sales charges and sales charge reductions and waivers to the various classes of the Funds’ shares is also available free of charge and in a clear and prominent format on our website at [www.gabelli.com](http://www.gabelli.com).

Since the minimum initial investment amount for each Fund’s Class I shares purchased directly through the Distributor is the same as, or less than, that for all other classes of each Fund’s shares, shareholders eligible to purchase Class AAA and Class A shares of each Fund should instead consider purchasing Class I shares since Class I shares carry no sales load and no ongoing distribution fees. Investors and shareholders who wish to purchase shares of a Fund through a broker or financial intermediary should consult their broker or financial intermediary with respect to the purchase of shares of a Fund.

**Sales Charge — Class A Shares.** Unless you are eligible for a sales charge reduction or a waiver as set forth in Appendix A to this prospectus, the sales charge is imposed on Class A shares at the time of

purchase in accordance with the following schedule. It is the purchaser's responsibility to notify a Fund, the Distributor, or the purchaser's financial intermediary at the time of purchase of any relationship or other facts qualifying the purchaser for sales charge reductions or waivers.

<b>Amount of Investment</b>	<b>Sales Charge as % of the Offering Price*</b>	<b>Sales Charge as % of Amount Invested</b>	<b>Reallowance to Broker-Dealers</b>
Under \$50,000	5.75%	6.10%	5.00%
\$50,000 but under \$100,000	4.75%	4.99%	4.00%
\$100,000 but under \$250,000	3.75%	3.90%	3.00%
\$250,000 but under \$500,000	2.75%	2.83%	2.25%
\$500,000 but under \$1 million	2.00%	2.04%	1.75%
\$1 million but under \$2 million	0.00%**	0.00%	1.00%
\$2 million but under \$5 million	0.00%**	0.00%	0.50%
\$5 million or more	0.00%**	0.00%	0.25%

\* Front-end sales load. The term "offering price" includes the front-end sales load.

\*\* Subject to a CDSC equivalent to the corresponding amount listed under the column "Reallowance to Broker-Dealers" for redemptions up to and including the last day of the eighteenth month after purchase.

No sales charge is imposed on reinvestment of dividends and distributions if you select that option in advance of the distribution.

### ***Breakpoints or Volume Discounts***

The Funds offer you the benefit of discounts on the sales charges that apply to purchases of Class A shares in certain circumstances. These discounts, which are also known as breakpoints, can reduce or, in some instances, eliminate the initial sales charges that would otherwise apply to your Class A shares investment. Mutual funds are not required to offer breakpoints and different mutual fund groups may offer different types of breakpoints.

Breakpoints or volume discounts allow larger investments in Class A shares to be charged lower sales charges. If you invest \$50,000 or more in Class A shares of the Funds, then you are eligible for a reduced sales charge. Initial sales charges are eliminated completely for purchases of \$1,000,000 or more, although a CDSC of up to 1.00% may apply if shares are redeemed up to and including the last day of the eighteenth month after purchase.

### ***Sales Charge Reductions and Waivers — Class A Shares***

Reduced sales charges are available to (1) investors who are eligible to combine their purchases of Class A shares to receive volume discounts and (2) investors who sign a Letter of Intent ("Letter") agreeing to make purchases over time. Certain types of investors, as set forth below, are eligible for sales charge waivers.

Class A shares of a Fund may be available for purchase by clients of certain financial intermediaries without the application of a front-end sales load, as described in Appendix A to the prospectus.

You may qualify for a reduced sales charge, or a waiver of sales charges, on purchases of Class A shares. The requirements are described in the following paragraphs. To receive a reduction that you qualify for, you may have to provide additional information to your broker or other service agent. For more information about sales charge discounts and waivers, consult with your broker or other service provider.

***Volume Discounts/Rights of Accumulation.*** In order to determine whether you qualify for a volume discount under the foregoing sales charge schedule, you may combine your new investment and your existing investments in Class A shares with those of your immediate family (spouse and children under age 21), your and their IRAs and other employee benefit plans and trusts and other fiduciary accounts for your and their benefit. You may also include Class A shares of any other open-end investment company managed by the Adviser or its affiliates that are held in any of the foregoing accounts. The Funds use the current NAV of these holdings when combining them with your new and existing investments for purposes of determining whether you qualify for a volume discount.

***Letter of Intent.*** If you initially invest at least \$1,000 in Class A shares of a Fund and submit a Letter to your financial intermediary or the Distributor, you may make purchases of Class A shares of the Fund during a thirteen-month period at the reduced sales charge rates applicable to the aggregate amount of the intended purchases stated in the Letter. The Letter may apply to purchases made up to ninety days before the date of the Letter. If you fail to invest the total amount stated in the Letter, the Funds will retroactively collect the sales charge otherwise applicable by redeeming shares in your account at their then current NAV. For more information on the Letter, call your broker.

***Required Shareholder Information and Records.*** In order for you to take advantage of sales charge reductions, you or your broker must notify the Funds that you qualify for a reduction. Without notification, the Funds are unable to ensure that the reduction is applied to your account. You may have to provide information or records to your broker or the Funds to verify eligibility for breakpoint privileges or other sales charge waivers. This may include information or records, including account statements, regarding shares of the Funds or shares of any other open-end investment company managed by the Adviser or its affiliates held in:

- all of your accounts at the Funds or a financial intermediary;
- any account of yours at another financial intermediary; and
- accounts of related parties of yours, such as members of the same family, at any financial intermediary.

You should therefore keep copies of these types of records.

***Investors Eligible for Sales Charge Waivers.*** Class A shares of each Fund may be offered without a sales charge to: (1) employees of the Distributor and its affiliates, The Bank of New York Mellon Corporation, SS&C Global Investor & Distribution Solutions, Inc. (“SS&C GIDS” or the “Transfer Agent”), State Street Bank and Trust Company (“State Street”), BNY Mellon Investment Servicing (US) Inc. and Soliciting Broker-Dealers, employee benefit plans for those employees and their spouses and minor children of such employees when orders on their behalf are placed by such employees (the minimum initial investment for such purchases is \$500); (2) the Adviser, its affiliates and their officers, directors, trustees, general partners, and employees of other investment companies managed by the Adviser, employee benefit plans for such persons and their immediate family when orders on their behalf are placed by such persons (with no required minimum initial investment) — the term “immediate family” for this purpose refers to a person’s

spouse, children and grandchildren (adopted or natural), parents, grandparents, siblings, a spouse's siblings, a sibling's spouse and a sibling's children; (3) any other investment company in connection with the combination of such company with the Fund by merger, acquisition of assets, or otherwise; (4) shareholders who have redeemed shares in the Fund and who wish to reinvest in the Fund, provided the reinvestment is made within ninety days of the redemption; (5) employee benefit plans; (6) any unit investment trusts registered under the 1940 Act, which have shares of the Fund as a principal investment; (7) investment advisory clients of GAMCO Asset Management, Inc. and their immediate families; (8) financial institutions purchasing Class A shares of the Fund for clients participating in a fee based asset allocation program or wrap fee program; and (9) investment advisers or financial planners who place trades for their own accounts or the accounts of their clients and who charge a management, consulting, or other fee for their services; and clients of such investment advisers or financial planners who place trades for their own accounts if the accounts are linked to the master account of such investment adviser or financial planner on the books and records of a broker or financial intermediary.

Additional categories of sales charge reductions and waivers are also set out in Appendix A to this prospectus. Investors who qualify under any of the categories described above or those set out in the Appendix A to this prospectus should contact their brokerage firm.

Some of these investors may also qualify to invest in Class I shares.

### ***Contingent Deferred Sales Charges***

You will pay a CDSC when you redeem:

- Class A shares up to and including the last day of the eighteenth month from when they were purchased as part of an investment greater than \$1 million if no front end sales charge was paid at the time of purchase; or

The CDSCs payable upon redemption of Class A shares in the circumstances described above are 1.00% for investments of \$1 million but less than \$2 million, 0.50% for investments of \$2 million but less than \$5 million, and 0.25% for investments of \$5 million or more. In each case, the CDSC is based on the NAV at the time of your investment or the NAV at the time of redemption, whichever is lower.

You will not pay a CDSC to the extent that the value of the redeemed shares represents reinvestment of distributions or capital appreciation of shares redeemed. When you redeem shares, we will assume that you are first redeeming shares representing reinvestment of distributions, then any appreciation on shares redeemed, and then any remaining shares held by you for the longest period of time. We will calculate the holding period of shares acquired through an exchange of shares of another fund from the date you acquired the original shares of the other fund. The time you hold shares in the Gabelli money market fund, however, will not count for purposes of calculating the applicable CDSC.

We will waive the CDSC payable upon redemptions of shares for:

- redemptions and distributions from retirement plans made after the death or disability of a shareholder
- minimum required distributions made from an IRA or other retirement plan account after you reach age 70½
- involuntary redemptions made by a Fund

- a distribution from a tax deferred retirement plan after your retirement
- returns of excess contributions to retirement plans following the shareholder's death or disability

The CDSC may be waived in certain circumstances as set out in Appendix A if you purchase your shares through intermediaries identified in Appendix A to this prospectus.

**Rule 12b-1 Plans.** Each Fund has adopted distribution plans under Rule 12b-1 (the "Plans") for Class AAA, Class A and Class C shares of the Funds (each a "Plan"). Under these Plans, a Fund may use its assets to finance activities relating to the sale of its Class AAA, Class A and Class C shares and the provision of certain shareholder services. To the extent any activity is one that a Fund may finance without a distribution plan, such Fund may also make payments to compensate for such activities outside a Plan and not be subject to its limitations.

The Class AAA and Class A Plans authorize payments by each Fund at an annual rate of 0.25% of such Fund's average daily net assets attributable to Class AAA and Class A shares to finance distribution of its Class AAA and Class A shares or pay shareholder service fees. The Class C Plan authorizes payments by each Fund on an annual basis of 0.75% of its average daily net assets attributable to Class C shares to finance distribution of its Class C shares and 0.25% for shareholder service fees. The Funds' Class C Plans will remain in place because they serve to finance prior sales of Class C shares of those Funds prior to those Funds' Class C shares no longer being offered and the continued need to service existing Class C shareholder accounts.

Because the Rule 12b-1 fees are higher for Class C shares than for Class AAA or Class A shares, Class C shares will have higher annual expenses. Because Rule 12b-1 fees are paid out of the Funds' assets on an on-going basis, over time these fees will increase the cost of your investment and may cost you more than paying other types of sales charges. Due to the payment of Rule 12b-1 fees, long term shareholders may indirectly pay more than the equivalent of the maximum permitted front-end sales charge.

**Redemption Fee.** Generally, if you sell or exchange your shares within seven days or less after the purchase date, you will be charged a redemption fee of 2.00% of the total redemption amount, which is payable to the applicable Fund. See "Redemption of Shares" herein.

## ***PURCHASE OF SHARES***

Three classes of the Funds' shares are offered in this prospectus — Class AAA shares, Class A shares, and Class I shares. Each Fund's respective Class AAA and Class C shares are "closed to purchases from new investors." Additionally, each Fund's (other than the Global Growth Fund's) respective Class A shares are also "closed to purchases from new investors." "Closed to purchases from new investors" means: (i) with respect to Class AAA and Class A shares, no new investors may purchase shares of such classes, but existing shareholders may continue to purchase additional shares of such classes, and (ii) with respect to Class C shares, neither new investors nor existing shareholders may purchase any additional shares of such class. This closure has no effect on existing shareholders' ability to redeem shares of each Fund as described herein.

You can purchase the Funds' shares on any Business Day.

- **By Mail or In Person.** You may open an account by mailing a completed subscription order form with a check or money order payable to "The Gabelli Global Content & Connectivity Fund", "The Gabelli Global Growth Fund", "The Gabelli International Small Cap Fund", "The Gabelli Global Rising Income and Dividend Fund", or "Gabelli Global Mini Mites Fund" to:

**By Mail**

**The Gabelli Funds**  
**P.O. Box 219204**  
**Kansas City, MO 64121-9204**

**By Personal or Overnight Delivery**

**The Gabelli Funds**  
**c/o SS&C GIDS**  
**430 W 7<sup>th</sup> Street, Suite 219204**  
**Kansas City, MO 64105-1409**

You can obtain a subscription order form by calling 800-GABELLI (800-422-3554). Checks made payable to a third party and endorsed by the shareholder are not acceptable. For additional investments, send a check to the above address with a note stating your exact name and account number, the name of the fund(s), and class of shares you wish to purchase.

- **By Internet.** You may open an account over the Internet at [www.gabelli.com](http://www.gabelli.com).
- **By Bank Wire or by ACH System.** To open an account using the bank wire transfer system or ACH system, first telephone the Fund(s) at 800-GABELLI (800-422-3554) to obtain a new account number. Then instruct your bank to wire the funds to:

**State Street Bank and Trust Company**  
**225 Franklin Street, Boston, MA 02110**  
**ABA #011-0000-28 REF DDA #99046187**  
**Re: The ("name of") Fund**  
**Account # \_\_\_\_\_**  
**Account of [Registered Owners]**

- **By Telephone.** You may make purchases for an existing account with banking instructions on file by telephone at 800-GABELLI (800-422- 3554).

If you are making an initial purchase, you should also complete and mail a subscription order form to the address shown under "By Mail." Note that banks may charge fees for wiring funds, although the Funds' transfer agent SS&C GIDS, will not charge you for receiving wire transfers.

You may purchase shares directly through registered broker-dealers or other financial intermediaries that have entered into appropriate selling agreements with the Distributor.

Your broker-dealer or financial intermediary can obtain a subscription order form by calling 800-GABELLI (800-422-3554). The broker-dealer or other financial intermediary will transmit a purchase order and payment to SS&C GIDS on your behalf. Broker-dealers or other financial intermediaries may send you confirmations of your transactions and periodic account statements showing your investments in the Funds.

**Share Price.** The Funds sell shares based on the per share NAV next determined after the time as of which the Funds receive your completed subscription order form, but does not issue the shares to you until they receive full payment, subject to a front-end sales charge in the case of Class A shares. See "Pricing of Fund Shares" herein for a description of the calculation of the NAV, as described under "Classes of Shares — Sales Charge — Class A shares."

**Minimum Investments.** For all Funds, the minimum initial investment for Class AAA and Class A shares is or will be \$1,000 (\$10,000 for the Global Mini Mites Fund) (\$250 for IRAs or Coverdell Savings Plans) when and if initial investments into Class AAA and A (if “closed to purchases from new investors”) shares are reopened. The minimum initial investment of Class I shares is \$1,000 for investors purchasing Class I shares directly through the Distributor. Investors who wish to purchase Class I shares through brokers or financial intermediaries that have entered into selling agreements with the Distributor specifically with respect to Class I shares should consult their broker or financial intermediary with respect to any minimum investment amount required for their account. For the Global Content & Connectivity Fund, the GRID Fund, and the Global Mini Mites Fund, the minimum initial investment for Class I shares is waived for employee benefit plans with assets of at least \$50 million. The Distributor or its affiliates may, in their discretion, waive the minimum investment requirement under certain circumstances. There is no minimum for subsequent investments. Broker-dealers and financial intermediaries may have different minimum investment requirements.

**General.** SS&C GIDS will not issue share certificates unless you request them. The Funds reserve the right to (i) reject any purchase order if, in the opinion of the Funds’ management, it is in the Funds’ best interest to do so, (ii) suspend the offering of shares for any period of time, and (iii) waive the Funds’ minimum purchase requirements. Except for differences attributable to these arrangements, the shares of all classes are substantially the same.

**Customer Identification Program.** Federal law requires the Corporation, on behalf of the Funds, to obtain, verify, and record identifying information, which may include the name, residential, or business address, date of birth (for an individual), social security or taxpayer identification number, or other identifying information, for each investor who opens or reopens an account with the Funds. Applications without the required information may be rejected or placed on hold until the Corporation verifies the account holder’s identity.

**Third Party Arrangements.** In addition to, or in lieu of, amounts paid to broker-dealers or other financial intermediaries as reallowances of a portion of sales commissions, the Adviser and its affiliates may utilize a portion of their assets, which may include revenues received under the Plan to pay all or a portion of the charges of various programs that make shares of the Funds available to their customers. These payments, sometimes referred to as “revenue sharing,” do not change the price paid by investors to purchase the Funds’ shares or the amount the Funds receive as proceeds from such sales. Revenue sharing payments may be made to broker-dealers, and other financial intermediaries that provide services to the Funds or to shareholders in the Funds, including (without limitation) the following programs: shareholder servicing to Fund shareholders, transaction processing, sub-accounting services, marketing support, access to sales meetings, sales representatives, and management representatives of the broker-dealers or other financial intermediaries. Revenue sharing payments may also be made to broker-dealers and other financial intermediaries for inclusion of the Funds on a sales list, including a preferred or select sales list, and in other sales programs. These payments may take a variety of forms, including (without limitation) compensation for sales, “trail” fees for shareholder servicing and maintenance of shareholder accounts, and finder’s fees that vary depending on the Fund or share class and the dollar amount of shares sold. Revenue sharing payments may be structured: (i) as a percentage of sales; (ii) as a percentage of net assets; and/or (iii) as a fixed dollar amount.

The Adviser may also provide non-cash compensation to broker-dealers or other financial intermediaries in accordance with applicable rules of the Financial Industry Regulatory Authority Inc. (“FINRA”), such as the



reimbursement of travel, lodging, and meal expenses incurred in connection with attendance at educational and due diligence meetings or seminars by qualified registered representatives of those firms and, in certain cases, their families; meeting fees; certain entertainment; advertising or other promotional expenses; or other permitted expenses as determined in accordance with applicable FINRA rules. In certain cases these other payments could be significant.

Subject to tax limitations and approval by the Board, the Funds may also make payments to third parties out of their own assets (other than Rule 12b-1 payments) for a portion of the charges for those programs that generally represent savings of expenses experienced by the Fund resulting from shareholders investing in the Funds through such programs rather than investing directly in the Funds.

The Adviser negotiates the level of payments described above to any particular broker-dealer or other financial intermediary. Currently, such payments (expressed as a percentage of net assets) range from 0.10% to 0.40% per year of the average daily net assets of the applicable Fund attributable to the particular firm depending on the nature and level of services and other factors. In the case of Class I shares, the Funds may not make any payments for distribution related services.

In addition, in certain cases, broker-dealers or other financial intermediaries, may have agreements pursuant to which shares of the Funds owned by their clients are held of record on the books of the Funds in omnibus accounts maintained by each intermediary, and the intermediaries provide those Fund shareholders with sub-administration and sub-transfer agency services. Pursuant to the Funds' transfer agency agreement, the Funds pay the transfer agent a fee for each shareholder account. As a result, the use of one omnibus account for multiple beneficial shareholders can create a cost savings to the Funds. The Board may, from time to time, authorize the Funds to pay a portion of the fees charged by these intermediaries if (i) a cost savings to the Funds can be demonstrated and (ii) the omnibus account of the intermediary has net assets in the Funds in excess of \$10 million. In these cases, the Board may authorize the Funds to pay a portion of the fees to the intermediary in an amount no greater than the lower of the transfer agency cost savings relating to the particular omnibus account or 0.10% of the average daily net assets of that omnibus account. These payments compensate these intermediaries for the provision of sub-administration and sub-transfer agency services associated with their clients whose shares are held of record in this manner.

### ***Additional Purchase Information***

**Retirement Plans/Education Savings Plans.** The Funds make available IRAs and Coverdell Education Savings Plans for investment in Fund shares. Applications may be obtained from the Distributor by calling 800-GABELLI (800-422-3554). Self-employed investors may purchase shares of the Funds through tax-deductible contributions to existing retirement plans for self-employed persons, known as "Keogh" or "H.R.-10" plans. The Funds do not currently act as a sponsor to such plans. Fund shares may also be a suitable investment for other types of qualified pension or profit sharing plans which are employer sponsored, including deferred compensation or salary reduction plans known as "401(k) Plans." For Class AAA, A, and C shares, minimum initial investment in all such retirement and education savings plans is \$250. There is no minimum subsequent investment for retirement and education savings plans.

**Automatic Investment Plan.** The Funds offer an automatic monthly investment plan. For Class AAA, A, and C shares, there is no minimum initial investment for accounts establishing an automatic investment plan. Call your financial intermediary or the Distributor at 800-GABELLI (800-422-3554) for more details about the plan.



**Telephone or Internet Investment Plan.** You may purchase additional shares of the Funds by telephone and/or over the Internet if your bank is a member of the ACH system. You must have a completed and approved Account Options Form on file with the Transfer Agent. There is a minimum of \$100 for each telephone or Internet investment. However, you may split the \$100 minimum between two funds. To initiate an ACH purchase, please call 800-GABELLI (800-422-3554) or 800-872-5365 or visit our website at [www.gabelli.com](http://www.gabelli.com).

**Voluntary Conversion.** Shareholders may be able to convert shares to Class I shares of the Fund, which have a lower expense ratio, provided certain conditions are met. If the Fund offers Class A shares, this conversion feature is intended for shares held through a financial intermediary offering a fee-based or wrap fee program that has an agreement with the Adviser or the Distributor specific for this purpose. Shareholders who currently hold Class AAA shares and are eligible to purchase Class I shares may convert existing Class AAA shares of the same Fund through their financial intermediary if their financial intermediary has a specific agreement with the Distributor. In such instances, Class AAA or Class A shares may be converted under certain circumstances. Under current interpretations of applicable federal income tax law by the Internal Revenue Service, voluntary conversions to a different class of shares generally should not be treated as a taxable event. Please contact your financial intermediary for additional information. Not all share classes are available through all financial intermediaries.

If shares of a Fund are converted to a different share class of the same Fund, the transaction will be based on the respective NAV of each class as of the trade date of the conversion. Consequently, a shareholder may receive fewer shares or more shares than originally owned, depending on that day's NAVs. Please contact your tax adviser regarding the tax consequences of any conversion.

**Conversion of Class C shares to Class A shares.** Investors whose accounts are held at the Funds' transfer agent are eligible to hold Class C shares of the Funds only until the month of the 8 year anniversary of the purchase date. In the month of the 8 year anniversary of the purchase date, the Funds will convert such an investor's Class C shares into Class A shares. This conversion will not be subject to any sales charge, fee, or other charge, and will be based on the relative net asset values of the two classes in question. The Internal Revenue Service currently takes the position that such conversions are not taxable. Should its position change, the conversion feature may be suspended. If this were to happen, you would have the option of instructing the Funds to continue to convert your Class C shares of the Funds to Class A shares of the Funds at the anniversary date described above. This conversion would also be based on the relative net asset values of the two classes in question, without the imposition of a sales charge or fee, but you might face certain tax consequences as a result. Shareholders should consult with their tax advisor regarding the state and local tax consequences of such conversions.

Investors holding Class C shares of the Funds through a financial intermediary in "street name" may be subject to different eligibility requirements regarding the holding of Class C shares of the Funds. In this regard, a financial intermediary may sponsor and/or control accounts, programs or platforms that impose a different conversion schedule or different eligibility requirements for the conversion of Class C shares into Class A shares. In these cases, Class C shares of the Funds may be converted to Class A shares under the policies of the financial intermediary and the conversion may be structured as an exchange of Class C shares for Class A shares of the Funds. Financial intermediaries will be responsible for making such exchanges in those circumstances. Please consult with your financial intermediary if you have any

questions regarding your shares' conversion from Class C shares to Class A shares. To the extent a financial intermediary's policies provide for no such conversion, or for a conversion schedule that extends beyond the month of the 8 year anniversary of the purchase date, investors holding Class C shares through such financial intermediary may be disadvantaged relative to investors holding Class C shares either at the Funds' transfer agent or through another financial intermediary. Because Class C shares pay higher ongoing asset based distribution and shareholder servicing fees than Class A shares, financial intermediaries may have a conflict of interest in establishing their relevant conversion schedules and eligibility requirements. Additional information can be found in Appendix A, "Sales Charge Reductions and Waivers Available Through Certain Intermediaries," attached to the Funds' Prospectus.

### ***Impact of Class Closures and Reduced Class I Minimums on Conversions***

Shareholders owning Class AAA or Class A shares of a Fund should consider converting their holdings to Class I shares of the Fund given the change in eligibility requirements for investing in Class I shares. Shareholders owning Class C shares of a Fund should also consider converting their holdings to Class I shares if they otherwise meet the eligibility requirements described herein to convert their Class C shares of a Fund to a different share class. Conversions of Class C shares of a Fund to Class A shares of a Fund will no longer be permitted, except with respect to the Global Growth Fund; rather, Class C shares of a Fund (other than the Global Growth Fund) that would otherwise have been converted to Class A shares of a Fund pursuant to the policies previously described herein will instead be converted to Class I shares. Shareholders who hold shares of a Fund through a broker or financial intermediary should contact their broker or financial intermediary regarding any conversion of shares.

**Conversion Among Classes Based on Eligibility Criteria.** Shareholders who hold their shares of a Fund directly at a Fund's transfer agent are only eligible to hold the class of Fund shares with the lowest Distribution and Service (Rule 12b-1) Fees for which such shareholders are otherwise eligible to purchase or hold based on the minimum investment requirements and other eligibility criteria for that class.

In determining whether a shareholder is eligible to continue to hold any particular class of Fund shares, the Adviser considers each class's minimum investment requirements and other eligibility criteria. See "Classes of Shares" herein.

The Adviser will make the foregoing eligibility determinations at least once per calendar year (the "Determination Date"). Based on this determination, if a shareholder who holds its shares directly at a Fund's transfer agent is eligible to hold a class of Fund shares with lower Distribution and Service (Rule 12b-1) Fees, any of such shareholder's shares not already held as that class will be converted to that class within approximately 30 calendar days following the Determination Date. In no event will a shareholder's shares be converted to a class of shares bearing higher Distribution and Service (Rule 12b-1) Fees, irrespective of the foregoing eligibility determinations.

For U.S. federal income tax purposes, the conversion of a shareholder's investment from one class of shares of a Fund to another class of shares of the same Fund generally should not result in the recognition of gain or loss. Thus, in general, the shareholder's tax basis in the new class of shares immediately after the conversion should equal the shareholder's tax basis in the converted shares immediately before the conversion, and the holding period of the new class of shares should include the holding period of the converted shares.

## **REDEMPTION OF SHARES**

You can redeem shares of the Funds on any Business Day. The Funds may temporarily stop redeeming their shares beyond seven (7) days when the NYSE is closed, when trading on the NYSE is restricted (as determined by the SEC), or when an emergency exists (as determined by the SEC), and the Funds cannot sell their portfolio securities or accurately determine the value of their assets, or if the SEC orders the Funds to suspend redemptions.

The Funds redeem their shares based on the NAV per share next determined after the time as of which the Funds or, if applicable, their authorized designee, receive your redemption request in proper form, subject in some cases to a redemption fee or a CDSC, as described under “Classes of Shares — Contingent Deferred Sales Charges” or a redemption fee as described in this section. See “Pricing of Fund Shares” herein for a description of the calculation of NAV. A redemption is a taxable event to you on which you would realize gain or loss (subject to certain limitations on the deductibility of losses). In instances where a redemption fee is triggered, a CDSC may also apply, as described in greater detail in other parts of this prospectus.

You may redeem shares through a broker-dealer or other financial intermediary that has entered into a selling agreement with the Distributor. The broker-dealer or financial intermediary will transmit a redemption order to SS&C GIDS on your behalf. The redemption request will be effected at the NAV next determined (less any applicable CDSC) after a Fund or, if applicable, their authorized designee, receives the request in proper form. If you hold share certificates, you must present the certificates endorsed for transfer.

The Funds are intended for long term investors and not for those who wish to trade frequently in Fund shares. The Funds believe that excessive short term trading of Fund shares creates risks for the Funds and their long term shareholders, including interference with efficient portfolio management, increased administrative and brokerage costs, and potential dilution in the value of Fund shares.

In addition, because each of the Funds may invest in foreign securities traded primarily on markets that close prior to the time such Fund determines its NAV, frequent trading by some shareholders may, in certain circumstances, dilute the value of Fund shares held by other shareholders. This may occur when an event that affects the value of foreign securities takes place after the close of the primary foreign market, but before the time that a Fund determines its NAV. Certain investors may seek to take advantage of the fact that there will be a delay in the adjustment of the market price for a security caused by this event until the foreign market reopens (referred to as price arbitrage). If this occurs, frequent traders who attempt this type of price arbitrage may dilute the value of a particular Fund's shares to the extent they receive shares or proceeds based upon NAVs that have been calculated using the closing market prices for foreign securities, if those prices have not been adjusted to reflect a change in the fair value of the foreign securities. In an effort to prevent price arbitrage, each Fund has procedures designed to adjust closing market prices of foreign securities before it calculates its NAV when it believes such an event has occurred that will have more than a minimal effect on the NAV. Prices are adjusted to reflect what each Fund believes are the fair values of these foreign securities at the time such Fund determines its NAV (called fair value pricing). Fair value pricing, however, involves judgments that are inherently subjective and inexact since it is not always possible to be sure when an event will affect a market price and to what extent. As a result, there can be no assurance that fair value pricing will always eliminate the risk of price arbitrage.

In order to discourage frequent short term trading in Fund shares, each Fund has adopted policies and procedures that impose a 2.00% redemption fee (short term trading fee) on shares that are redeemed or exchanged within seven days of a purchase. This fee is calculated based on the shares' aggregate NAV on the date of redemption and deducted from the redemption proceeds. The redemption fee is not a sales charge; it is retained by the Funds and does not benefit the Funds' Adviser, the Distributor, or any third party. For purposes of computing the redemption fee, shares will be treated as being redeemed in reverse order of purchase (the latest shares acquired will be treated as being redeemed first). Redemptions to which the fee applies include redemption of shares resulting from an exchange made pursuant to each Fund's exchange privilege. The redemption fee will not apply to redemptions of shares where (i) the shares were purchased through automatic reinvestment of dividends or other distributions, (ii) the redemption is initiated by a Fund, (iii) the shares were purchased through programs that collect the redemption fees at the program level and remit them to the particular Fund, or (iv) the shares were purchased through programs that the Adviser determines to have appropriate anti-short term trading policies in place or as to which the Adviser has received assurances that look-through redemption fee procedures or effective anti-short term trading policies and procedures are in place.

While each Fund has entered into information sharing agreements with financial intermediaries which contractually require such financial intermediaries to provide the Funds with information relating to their customers investing in each Fund through non-disclosed or omnibus accounts, the Funds cannot guarantee the accuracy of the information provided to them from financial intermediaries and may not always be able to track short term trading effected through these financial intermediaries. In addition, because each Fund is required to rely on information provided by the financial intermediary as to the applicable redemption fee, the Funds cannot guarantee that the financial intermediary is always imposing such fee on the underlying shareholder in accordance with each Fund's policies. Subject to the exclusions discussed above, each Fund seeks to apply these policies uniformly.

Certain financial intermediaries may have procedures which differ from those of the Funds to collect the redemption fees or that prevent or restrict frequent trading. Investors should refer to their intermediary's policies on frequent trading restrictions.

Each Fund continues to reserve all rights, including the right to refuse any purchase request (including requests to purchase by exchange) from any person or group who, in the Fund's view, is likely to engage in excessive trading or if such purchase is not in the best interest of the Fund and to limit, delay or impose other conditions on exchanges or purchases. The Funds have adopted a policy of seeking to minimize short term trading in their shares and monitor purchase and redemption activities to assist in minimizing short term trading.

If you hold shares directly through the Distributor, you may redeem shares:

- **By Letter.** You may mail a letter requesting the redemption of shares to: **The Gabelli Funds, P.O. Box 219204, Kansas City, MO 64121-9204.** Your letter should state the name of the fund(s) and the share class, the dollar amount or number of shares you wish to redeem, and your account number. You must sign the letter in exactly the same way the account is registered and, if there is more than one owner of shares, all owners must sign. A medallion signature guarantee is required for each signature on your redemption letter. You can obtain a medallion signature guarantee from financial institutions such as commercial banks, broker-dealers, savings banks, and credit unions. A notary public cannot provide a medallion signature guarantee.

- **By Telephone or the Internet.** Unless you have requested that telephone or Internet redemptions from your account not be permitted, you may redeem your shares in an account excluding an IRA directly registered with SS&C GIDS by calling either 800-GABELLI (800-422-3554) or 800-872-5365 (617-328-5000 from outside the United States) or by visiting our website at [www.gabelli.com](http://www.gabelli.com). You may not redeem Fund shares held through an IRA through the Internet. IRA holders should consult a tax adviser concerning the current tax rules applicable to IRAs. If SS&C GIDS properly acts on telephone or Internet instructions after following reasonable procedures to protect against unauthorized transactions, neither SS&C GIDS nor the Funds will be responsible for any losses due to unauthorized telephone or Internet transactions and instead you would be responsible. You may request that proceeds from telephone or Internet redemptions be mailed to you by check (if your address has not changed in the prior thirty days), forwarded to you by bank wire, or invested in another mutual fund advised by the Adviser (see "Exchange of Shares"). Among the procedures that SS&C GIDS may use are passwords or verification of personal information. The Funds may impose limitations from time to time on telephone or Internet redemptions.

1. Telephone or Internet Redemption By Check. The Funds will make checks payable to the name in which the account is registered and will normally mail the check to the address of record within seven days.
2. Telephone or Internet Redemption By Bank Wire or ACH System. The Funds accept telephone or Internet requests for wire or ACH System redemptions in amounts of at least \$1,000. The Funds will send a wire or ACH System credit to either a bank designated on your subscription order form or on a subsequent letter with a medallion signature guarantee. The proceeds are normally wired on the next Business Day.

If you redeem shares through your broker or other financial intermediary, the broker or financial intermediary will transmit a redemption order to SS&C GIDS on your behalf. The redemption request will be effected at the NAV per share next determined (less any applicable CDSC and redemption fee, if applicable) after a Fund receives the request in proper form. If you hold share certificates, you must present the certificates endorsed for transfer.

**Automatic Cash Withdrawal Plan.** You may automatically redeem shares on a monthly, quarterly, or annual basis if you have at least \$10,000 in your account and if your account is directly registered with SS&C GIDS. Please call 800-GABELLI (800-422-3554) for more information about this plan.

**Involuntary Redemption.** Each Fund may redeem all shares in your account (other than an IRA or Coverdell education savings account) if the value falls below \$1,000 as a result of redemptions (but not as a result of a decline in NAV). You will be notified in writing before a Fund initiates such action and you will be allowed thirty days to increase the value of your account to at least \$1,000.

**Reinstatement Privilege.** A shareholder in a Fund who has redeemed Class A shares may reinvest, without a sales charge, up to the full amount of such redemption at the NAV determined at the time of the reinvestment within ninety days of the original redemption. A redemption is a taxable transaction and a gain or loss may be recognized for federal income tax purposes even if the reinstatement privilege is exercised.

However, any loss realized upon the redemption will not be recognized as to the number of shares acquired by reinstatement within thirty days of the redemption, in which case an adjustment will be made to the tax basis of the shares so acquired.

**Redemption Proceeds.** Each Fund expects to meet redemption requests typically by selling portfolio assets, with holdings of cash and cash equivalents, or by drawing on its line of credit. In certain circumstances, the Fund may meet a redemption request in-kind, as described under “Redemption In Kind.” These methods of meeting redemption requests are expected to be used in both normal and stressed market conditions. A redemption request received by a Fund will be effected based on the NAV per share next determined after the time as of which the Fund or, if applicable, its authorized designee, receives the request. If you request redemption proceeds by wire, a Fund will normally wire the funds according to the wire instructions you provide, within three business days after receipt of your redemption request. If you request redemption proceeds by check, a Fund will normally mail the check to you within seven days after receipt of your redemption request. If you purchased your Fund shares by check or through the Automatic Investment Plan you may not receive proceeds from your redemption until the check clears or ten days following the purchase, whichever is earlier. While a Fund will delay the processing of the redemption payment until the check clears, your shares will be valued at the next determined NAV after receipt of your redemption request. Typically, a Fund receives redemption requests through the National Securities Clearing Corporation (“NSCC”) system, which is utilized by financial intermediaries to submit requests on behalf of their clients or customers who hold shares of the Fund in “street name.” In such circumstances, a Fund expects redemption proceeds to be delivered via the NSCC system within three business days after receipt of a redemption request. The NSCC system is not used for shareholders whose accounts are held at a Fund’s transfer agent (as opposed to shareholders whose accounts are held in “street name” at a broker or other financial intermediary).

**Redemption In Kind.** A Fund may pay your redemption proceeds wholly or partially in portfolio securities. Specifically, a Fund may pay your redemption proceeds in portfolio securities if (a) you redeem more than \$250,000 over the preceding three months, and (b) either the Adviser believes that economic conditions exist which would make payments in cash detrimental to the best interests of a Fund or you have indicated a preference to a Fund for redemptions in kind. In either such an instance, a Fund would communicate to you its intention to meet your redemption request in portfolio securities. Each Fund intends to honor requests from shareholders for in kind redemptions where it is practicable to do so and otherwise in the best interest of each such Fund.

Securities received in kind will remain subject to the risk of market fluctuations until sold; however, the Funds’ policy is only to distribute securities to you from its portfolio of investments that meet the following criteria: (i) traded on a major stock exchange and have a free float of at least \$500 million, or (ii) the subject of a publicly announced takeout transaction pursuant to which each party thereto has executed a binding transaction agreement and in which there is no pending litigation challenging the completion of the transaction. In either case, a Fund will not distribute an amount of securities of a particular issuer that exceeds 25% of the average daily trading volume of such security over the preceding 20 trading days.

The specific security or securities to be distributed will be selected by an ad hoc committee of independent Board members pursuant to a written policy adopted by the Board, including the independent Board members. Subject to the Funds’ redemption in kind policy, and any applicable laws or regulations, the



securities to be distributed could be individual securities, a representative basket of securities or a pro-rata slice of a Fund's portfolio securities that are traded on a major stock exchange and have a free float of at least \$500 million. In identifying potential individual securities to be distributed, the Funds' redemption in kind policy favors securities with significant levels of unrealized capital appreciation and, within that category, further favors securities that are the subject of a publicly announced takeout transaction pursuant to which each party thereto has executed a binding transaction agreement and in which there is no pending litigation challenging the completion of the transaction. Any additional remainder in value owed to you between such securities and Fund shares that you submitted for redemption would be paid to you in cash. The ad hoc committee of independent Board members also has the authority to reject a redemption in kind, and require a cash redemption.

Shareholders would be paid in portfolio securities without their prior consent or request only in instances where the ad hoc committee of independent Board members believes that it would be in a Fund's best interest not to pay the redemption proceeds in cash. A redemption in kind would be a taxable event to you on which you would realize a capital gain or capital loss on your shares redeemed. Additionally, you may incur brokerage costs in converting any of the securities received to cash. The foregoing considerations apply in both normal and stressed market considerations. Please see "Redemption of Shares" in the SAI for additional information.

### ***EXCHANGE OF SHARES***

You can exchange shares of the Fund(s) for shares of the same class of certain other funds managed by the Adviser or its affiliates based on their relative NAVs at the time of exchange. To obtain a list of the funds whose shares you may acquire through an exchange, you may call 800-GABELLI (800-4223554) or contact your broker. Class C shares will continue to age from the date of the original purchase of such shares and will assume the CDSC rate such shares had at the time of exchange. You may also exchange your shares for shares of the same class of a money market fund managed by the Adviser, or its affiliates, without imposition of any CDSC at the time of exchange. Upon subsequent redemption from such money market fund or the Fund(s) (after re-exchange into the Fund), such shares will be subject to the CDSC calculated by excluding the time such shares were held in a Gabelli money market fund. Each Fund may impose limitations on, or terminate, the exchange privilege with respect to any investor at any time. You will be given notice at least sixty days prior to any material change in the exchange privilege. An exchange of shares is a taxable event to you on which you would realize a capital gain or capital loss (subject to possible limitations of deductibility).

In effecting an exchange:

- you must meet the minimum investment requirements for the fund whose shares you wish to purchase through exchange;
- if you are exchanging into a fund with a higher sales charge, you must pay the difference at the time of exchange;
- if you are exchanging from a fund with a redemption fee applicable to the redemption involved in your exchange, you must pay the redemption fee at the time of the exchange;
- you will realize a taxable gain or loss because the exchange is treated as a sale for federal income tax purposes;

- you should read the prospectus of the fund whose shares you are purchasing through exchange. Call 800-GABELLI (800-422-3554), or visit our website at [www.gabelli.com](http://www.gabelli.com) to obtain the prospectus; and
- you should be aware that a financial intermediary may charge a fee for handling an exchange for you.

You may exchange shares through the Distributor, directly through the Transfer Agent, or through a financial intermediary that has entered into the appropriate selling agreement with the Distributor.

- **Exchange by Telephone.** You may give exchange instructions by telephone by calling 800-GABELLI (800-422-3554). You may not exchange shares by telephone if you hold share certificates.
- **Exchange by Mail.** You may send a written request for exchanges to: The Gabelli Funds, P.O. Box 219204, Kansas City, MO 64121-9204. Your letter should state your name, your account number, the dollar amount or number of shares you wish to exchange, the name and class of the fund(s) whose shares you wish to exchange, and the name of the fund(s) whose shares you wish to acquire.
- **Exchange through the Internet.** You may also give exchange instructions via the Internet at [www.gabelli.com](http://www.gabelli.com). The Funds may impose limitations from time to time on Internet exchanges.

Your financial intermediary may charge you a processing fee for assisting you in purchasing or redeeming shares of the Funds. This charge is set by your financial intermediary and does not benefit the Funds, the Distributor, or the Adviser in any way. It would be in addition to the sales charges and other costs, if any, described in this prospectus and must be disclosed to you by your broker-dealer or other financial intermediary.

The exchange privilege described in this section remains in place and subject to the policies described herein for Class I shares of a Fund and for share classes “closed to purchases from new investors.” The principal effects of this are:

- Shareholders owning Class I shares of a Fund are only able to exchange their shares for Class I shares of another fund managed by the Adviser or its affiliates if they meet the minimum investment requirements for Class I shares of that other fund;
- Exchanges for Class AAA or Class A (if “closed to purchases from new investors”) shares of a Fund are only permitted for existing holders of Class AAA or Class A shares, as applicable, of the Fund into which such shareholder seeks to exchange; and
- Class C shares of the Funds are no longer available as an exchange option for holders of Class C shares of other funds managed by the Adviser or its affiliates.

### ***PRICING OF FUND SHARES***

Each Fund’s NAV is calculated separately for each class of shares of each Fund on each Business Day. The NYSE is open Monday through Friday, but currently is scheduled to be closed on New Year’s Day, Martin Luther King, Jr. Day, Presidents’ Day, Good Friday, Memorial Day, Juneteenth National Independence Day, Independence Day, Labor Day, Thanksgiving Day, and Christmas Day and on the preceding Friday or subsequent Monday when a holiday falls on a Saturday or Sunday, respectively.



Each Fund's NAV is determined as of the close of regular trading on the NYSE, normally 4:00 p.m., Eastern Time. The NAV of each class of each Fund is computed by dividing the value of the applicable Fund's net assets, i.e., the value of its securities and other assets less its liabilities, including expenses payable or accrued but excluding capital stock and surplus attributable to the applicable class of shares, by the total number of shares of such class outstanding at the time the determination is made. The price of Fund shares for the purpose of purchase and redemption orders will be based upon the calculation of the NAV of each class next made as of a time after the time as of which the purchase or redemption order is received in proper form. Because the Funds may invest in foreign securities that are primarily listed on foreign exchanges that trade on weekends or other days when the Funds do not price their shares, the NAV of the Funds' shares may change on days when shareholders will not be able to purchase or redeem the Funds' shares.

Equity securities listed or traded on a nationally recognized securities exchange or traded in the U.S. over-the-counter market where trades are reported contemporaneously and for which market quotations are readily available are valued at the last quoted sale or a market's official closing price at the close of the exchange's or other market's regular trading hours, as of or prior to the time and day as of which such value is being determined. Portfolio securities traded on more than one national securities exchange or market are valued according to the broadest and most representative market as determined by the Adviser. If there has been no sale on the day the valuation is made, the securities are valued at the mean of the closing bid and ask prices on the principal market for such security on such day. If no ask prices are quoted on such day, then the security is valued at the closing bid price on the principal market for such security on such day. If no bid or ask prices are quoted on such day, a Fund's accounting agent will notify the Adviser and the security will be valued based on written or standing instructions from the Adviser.

Equity securities that are primarily traded on foreign markets, except for those that trade primarily in Latin America or South America, are generally valued at the preceding closing values of such securities on their respective exchanges. Equity securities which are primarily traded in Latin American or South American markets are valued each day approximately at the time of the close of regular trading on the NYSE as though such time were the close of trading on such Latin American or South American market and such Latin American or South American market were a U.S. market. When the NYSE is open, but the foreign market on which an equity security primarily trades is closed, such as for a foreign national holiday, the security will generally be valued at the last available closing value (subject to the Fair Value Procedures adopted pursuant to Rule 2a-5 under the 1940 Act) using the prevailing exchange rate as described below. If some event occurs affecting or likely to affect the price of an equity security or group of equity securities to a significant extent including but not limited to material market movement, changes in market conditions after a foreign market closes, but prior to 4:00 p.m. Eastern Time, or a company development, such as a material business development, dividend declaration, stock split or rights offering, and if adequate and timely information relating to the event is not available or is not taken into account by the pricing service, the Adviser should review the pricing furnished by the pricing service to determine whether it is appropriate in the circumstances. In such case, the Adviser will obtain market quotations from another source or will make a fair value determination of such securities using other appropriate value measurements. If the primary market for such an equity security suspends or limits trading or price movements, whether for the market as a whole or the particular security, and trading also occurs on a secondary market which has not suspended or limited trading or price movement, valuation will be based

on information from the secondary market provided by the Adviser. If all markets on which such an equity security have suspended trading, the Adviser will fair value such security as provided above. Information that becomes known after the close of the NYSE, normally 4:00 p.m. Eastern time, on any business day may be assessed in determining NAV per share after the time of receipt of the information, but will not be used to retroactively adjust the price of the security determined earlier or on a prior day.

Initial public offering securities are initially valued at cost. Upon commencement of trading, these securities are valued like any other equity security.

Debt obligations (including convertible debt) for which market quotations are readily available are valued at the average of the latest bid and ask prices. If there were no ask prices quoted on such day, the security is valued using the closing bid price. Such debt obligations are valued through prices provided by a pricing service overseen by the Adviser.

Assets and liabilities denominated in foreign currencies will be translated into U.S. dollars at the prevailing exchange rates as provided by an appropriate pricing service. Forward currency exchange contracts will be valued using interpolated forward exchange rates. Prevailing foreign exchange rates and forward currency foreign exchange rates may generally be obtained on a consistent basis at approximately 11:00 a.m. Eastern time, which approximates the close of the London Exchange. As available and as provided by an appropriate pricing service, translation of foreign security and currency market values will also occur with the use of foreign exchange rates obtained at the close of the NYSE, normally 4:00 p.m. Eastern time.

Certain securities are valued principally using dealer quotations. Futures contracts are valued at the closing settlement price of the exchange or board of trade on which the applicable contract is traded.

Over-the-counter futures and options on futures for which market quotations are readily available will be valued by quotations received from a pricing service or, if no quotations are available from a pricing service, by quotations obtained from one or more dealers in the instrument in question by the Adviser.

Securities and other assets for which market quotations are not readily available are fair valued as determined by the Adviser, as Valuation Designee, pursuant to Fair Value Procedures adopted pursuant to Rule 2a-5 under the 1940 Act. Fair valuation methodologies and procedures may include, but are not limited to: analysis and review of available financial and non-financial information about the company; comparisons with the valuation and changes in valuation of similar securities, including a comparison of foreign securities with the equivalent U.S. dollar value American Depositary Receipt securities at the close of the U.S. exchange; and evaluation of any other information that could be indicative of the value of the security.

### ***DIVIDENDS AND DISTRIBUTIONS***

Dividends out of net investment income and capital gains, if any, will be paid annually. You may have dividends and/or capital gain distributions that are declared by the Funds reinvested automatically at NAV in additional shares of the respective Fund(s). You will make an election to receive dividends and distributions in cash or Fund(s) shares at the time you first purchase your shares. You may change this election by notifying your financial intermediary or the Funds in writing at any time prior to the record date for a particular dividend or distribution. There are no sales or other charges in connection with the reinvestment

of dividends and capital gain distributions. Shares purchased through dividend reinvestment will receive a price without sales charge based on the NAV on the reinvestment date, which is typically the date dividends are paid to shareholders. There is no fixed dividend rate, and there can be no assurance that the Funds will realize any capital gains or other income with which to pay dividends and distributions. Distributions are taxable to you whether received in cash or additional shares. A dividend or capital gain distribution paid on shares purchased shortly before the record date for that dividend or distribution will generally be subject to income taxes even though the dividend or capital gain distribution represents, in substance, a partial return of capital. Dividends and distributions may be different for different classes of shares of a Fund.

Reinvestment of dividend and capital gain distributions will continue to be permitted for holders of the Funds' Class AAA, Class A, and Class C Shares.

### **TAX INFORMATION**

The Funds expect that distributions will consist primarily of investment company taxable income, net capital gain, and/or a return of capital. Dividends out of investment company taxable income (including distributions of net short term capital gains, i.e., gains from securities held by the Funds for one year or less) are taxable to you as ordinary income if you are a U.S. shareholder, except that certain qualified dividends may be eligible for a reduced rate (provided certain holding period and other requirements are met). Properly reported distributions of net capital gain, i.e., net long term capital gains minus net short term capital loss ("Capital Gain Dividends"), are taxable to you at the long term capital gain rates no matter how long you have owned your shares. The Funds' distributions, whether you receive them in cash or reinvest them in additional shares of the Funds, generally will be subject to federal and, if applicable, state and local taxes. A redemption of Fund shares or an exchange of Fund shares for shares of another fund will be treated for tax purposes as a sale of that Fund's shares; and any gain you realize on such a transaction generally will be taxable. Foreign shareholders may be subject to a federal withholding tax. The tax basis of your holdings will be reduced to the extent you receive any distributions treated as a non-taxable return of capital.

A dividend declared by a Fund in October, November, or December and paid during January of the following year may in certain circumstances be treated as paid in December for tax purposes.

Certain non-corporate U.S. shareholders whose income exceeds certain thresholds will be required to pay a 3.8% Medicare tax on dividend and other investment income, including dividends received from a Fund and capital gains from the sale or other disposition of a Fund's stock.

By law, the Funds must withhold, as backup withholding, a percentage of your taxable distributions and redemption proceeds if you do not provide your correct social security or taxpayer identification number and certify that you are not subject to backup withholding, or if the Internal Revenue Service instructs the Funds to do so.

This summary of tax consequences is intended for general information only and is subject to change by legislative, judicial or administrative action, and any such change may be retroactive. A more complete discussion of the tax rules applicable to you and the Funds can be found in the SAI that is incorporated by reference into this prospectus. You should consult a tax adviser concerning the tax consequences of your investment in the Funds.

## ***MAILINGS AND E-DELIVERY TO SHAREHOLDERS***

In our continuing effort to reduce duplicative mail and Fund expenses, we currently send a single copy of prospectuses and shareholder reports to your household even if more than one member in your household owns the same fund or funds described in the prospectus or report. Additional copies of our prospectuses and reports may be obtained by calling 800-GABELLI (800-422-3554). If you do not want us to continue to consolidate your fund mailings and would prefer to receive separate mailings at any time in the future, please call us at the telephone number listed above and we shall resume separate mailings, in accordance with your instructions, within thirty days of your request. Each Fund offers electronic delivery of Fund documents. Direct shareholders of each Fund can elect to receive the Fund's annual, semiannual, and quarterly reports, as well as manager commentaries and prospectuses via e-delivery. For more information or to sign up for e-delivery, please visit the Funds' website at [www.gabelli.com](http://www.gabelli.com). Shareholders who purchased shares of a Fund through a financial intermediary should contact their financial intermediary to sign up for e-delivery of Fund documents, if available.

As permitted by regulations adopted by the SEC, paper copies of the Funds' annual and semiannual shareholder reports will no longer be sent by mail, unless you specifically request paper copies of the reports. Instead, the reports will be made available on the Funds' website (<https://gabelli.com/>), and you will be notified by mail each time a report is posted and provided with a website link to access the report. If you already elected to receive shareholder reports electronically, you will not be affected by this change and you need not take any action. To elect to receive all future reports on paper free of charge, please contact your financial intermediary, or, if you invest directly with the Funds, you may call 800-422-3554 or send an email request to [info@gabelli.com](mailto:info@gabelli.com). Your election to receive reports on paper will apply to all funds held in your account if you invest through your financial intermediary or all funds held within the fund complex if you invest directly with the Funds.

## ***FINANCIAL HIGHLIGHTS***

The Financial Highlights tables are intended to help you understand the financial performance of the shares of the Global Content & Connectivity Fund, the Global Growth Fund, the International Small Cap Fund, and the GRID Fund for the past five fiscal years and since the inception of the Global Mini Mites Fund. The total returns in the tables represent the percentage amount that an investor would have earned or lost on an investment in the designated class of shares (assuming reinvestment of all distributions). This information has been audited by Ernst & Young LLP, independent registered public accounting firm, whose report, along with the Funds' financial statements and related notes, is included in each Fund's annual report, which is available upon request.

# The Gabelli Global Content & Connectivity Fund

## Financial Highlights

Selected data for a share of capital stock outstanding throughout each year:

Year Ended December 31	Income (Loss) from Investment Operations					Distributions					Ratios to Average Net Assets/ Supplemental Data				
	Net Realized and Unrealized														
	Net Asset Value, Beginning of Year	Net Investment Income(a)	Unrealized Gain (Loss) on Investments	Total from Investment Operations	Net Investment Income	Net Realized Gain on Investments	Total Distributions	Redemption Fees(b)	Net Asset Value, End of year	Total Return	Net Assets, End of year (in 000's)	Net Investment Income	Operating Expenses Before Reimbursement	Operating Expenses Net of Reimbursement (c)(d)	Portfolio Turnover Rate
Class AAA															
2023	\$ 15.25	\$ 0.06	\$ 3.43	\$ 3.49	\$ (0.06)	\$ —	\$ (0.06)	\$ 0.00	\$ 18.68	22.89%	\$47,834	0.36%	1.90%	0.91%	11%
2022	21.86	0.03	(6.29)	(6.26)	(0.35)	—	(0.35)	0.00	15.25	(28.62)	42,290	0.18	1.81	0.97(e)	17
2021	22.18	0.56(f)	0.59	1.15	(0.62)	(0.85)	(1.47)	—	21.86	5.17	65,025	2.33(f)	1.65	0.90(e)(g)	26
2020	19.64	0.11(f)	3.11	3.22	(0.46)	(0.22)	(0.68)	0.00	22.18	16.42	67,239	0.57(f)	1.77	0.90(g)	41
2019	18.08	0.32	2.51	2.83	(0.37)	(0.90)	(1.27)	0.00	19.64	15.62	65,024	1.63	1.74	1.69(g)	14
Class A															
2023	\$ 15.40	\$ 0.06	\$ 3.47	\$ 3.53	\$ (0.06)	\$ —	\$ (0.06)	\$ 0.00	\$ 18.87	22.92%	\$ 224	0.36%	1.90%	0.91%	11%
2022	22.07	0.03	(6.35)	(6.32)	(0.35)	—	(0.35)	0.00	15.40	(28.62)	228	0.19	1.81	0.97(e)	17
2021	22.38	0.56(f)	0.60	1.16	(0.62)	(0.85)	(1.47)	—	22.07	5.16	428	2.30(f)	1.65	0.90(e)(g)	26
2020	19.81	0.11(f)	3.14	3.25	(0.46)	(0.22)	(0.68)	0.00	22.38	16.43	422	0.59(f)	1.77	0.90(g)	41
2019	18.23	0.36	2.50	2.86	(0.38)	(0.90)	(1.28)	0.00	19.81	15.64	374	1.80	1.74	1.68(g)	14
Class C															
2023	\$ 12.00	\$ 0.06	\$ 6.47	\$ 6.53	\$ (0.06)	\$ —	\$ (0.06)	\$ —	\$ 18.47	54.42%	\$ 0(h)	0.38%	2.64%	0.91%	11%
2022	21.24	0.02	(9.26)	(9.24)	—	—	—	—	12.00	(43.50)	0(h)	0.12	2.56	0.97(e)	17
2021	21.59	0.64(f)	0.48	1.12	(0.62)	(0.85)	(1.47)	—	21.24	5.17	3	2.76(f)	2.40	0.91(e)(g)	26
2020	19.13	0.10(f)	3.04	3.14	(0.46)	(0.22)	(0.68)	—	21.59	16.44	49	0.54(f)	2.52	0.90(g)	41
2019	17.45	0.04	2.55	2.59	(0.01)	(0.90)	(0.91)	0.00	19.13	14.81	84	0.19	2.49	2.45(g)	14
Class I															
2023	\$ 15.20	\$ 0.06	\$ 3.42	\$ 3.48	\$ (0.06)	\$ —	\$ (0.06)	\$ 0.00	\$ 18.62	22.90%	\$10,704	0.36%	1.65%	0.91%	11%
2022	21.79	0.03	(6.27)	(6.24)	(0.35)	—	(0.35)	0.00	15.20	(28.62)	8,938	0.18	1.56	0.97(e)	17
2021	22.11	0.55(f)	0.60	1.15	(0.62)	(0.85)	(1.47)	—	21.79	5.18	13,523	2.32(f)	1.40	0.90(e)(g)	26
2020	19.58	0.11(f)	3.10	3.21	(0.46)	(0.22)	(0.68)	0.00	22.11	16.42	13,931	0.58(f)	1.52	0.90(g)	41
2019	18.03	0.46	2.51	2.97	(0.52)	(0.90)	(1.42)	0.00	19.58	16.42	12,495	2.33	1.49	0.99(g)	14

- † Total return represents aggregate total return of a hypothetical investment at the beginning of the year and sold at the end of the year including reinvestment of distributions and does not reflect the applicable sales charges.
- (a) Per share amounts have been calculated using the average shares outstanding method.
- (b) Amount represents less than \$0.005 per share.
- (c) The Fund incurred interest expense. If interest expense had not been incurred, the ratio of operating expenses to average net assets would have been 0.90% and 0.96% for each Class for the years ended December 31, 2023 and 2022, respectively. For the years ended December 31, 2021, 2020, and 2019, the effect of interest expense was minimal.
- (d) Under an expense reimbursement agreement with the Adviser, the Adviser reimbursed expenses of \$527,312, \$490,627, \$589,925, \$591,218, and \$91,150 for the years ended December 31, 2023, 2022, 2021, 2020, and 2019, respectively.
- (e) The Fund incurred tax expense for the years ended December 31, 2022 and 2021. If tax expense had not been incurred, the ratios of operating expenses to average net assets would have been 0.90% and 0.90% for each Class.
- (f) Includes income resulting from special dividends. Without these dividends, the per share income amounts would have been \$0.05 and \$0.09 (Class AAA), \$0.04 and \$0.09 (Class A), \$0.15 and \$0.08 (Class C), and \$0.05 and \$0.09 (Class I), and the net investment income ratios would have been 0.20% and 0.45% (Class AAA), 0.18% and 0.47% (Class A), 0.63% and 0.41% (Class C), and 0.20% and 0.46% (Class I) for the years ended December 31, 2021 and 2020, respectively.
- (g) The Fund received credits from a designated broker who agreed to pay certain Fund operating expenses. For the years ended December 31, 2021, 2020, and 2019, there was no impact to the expense ratios.
- (h) Actual number of shares outstanding is 10.02 and 0.02 for the years ended December 31, 2023 and 2022, respectively.

## The Gabelli Global Growth Fund Financial Highlights

Selected data for a share of capital stock outstanding throughout each year:

Year Ended December 31	Income (Loss) from Investment Operations				Distributions				Ratios to Average Net Assets/ Supplemental Data							
	Net Asset Value, Beginning of Year	Net Investment Income (Loss)(a)	Unrealized Gain (Loss) on Investments	Total from Investment Operations	Net Investment Income	Net Realized Gain on Investments	Return of Capital	Total Distributions	Redemption Fees(g)(b)	Net Asset Value, End of Year	Total Return†	Net Assets, End of Year (in 000's)	Net Investment Income (Loss)	Operating Expenses Before Reimbursement	Operating Expenses Net of Reimbursement (c)	Portfolio Turnover Rate
Class AAA																
2023	\$ 34.14	\$ (0.08)	\$ 11.85	\$ 11.77	\$ (0.14)	\$ —	\$ (0.00)(b)	\$ (0.14)	\$ 0.00	\$ 45.77	34.47% \$ 89,342	(0.18)%	1.61%	0.90%		37%
2022	54.68	(0.14)	(20.34)	(20.48)	(0.00)(b)	(0.06)	—	(0.06)	0.00	34.14	(37.45)	73,186	(0.34)	1.52	0.90(d)(e)	36
2021	47.04	(0.25)	10.19	9.94	(0.02)	(2.28)	—	(2.30)	0.00	54.68	21.10	126,055	(0.49)	1.50	0.91(d)	49
2020	35.56	(0.05)	12.64	12.59	(0.09)	(1.02)	—	(1.11)	0.00	47.04	35.43	115,210	(0.14)	1.57	0.90	50
2019	29.94	(0.07)	9.29	9.22	—	(3.60)	—	(3.60)	0.00	35.56	30.73	88,287	(0.21)	1.63	1.22	78
Class A																
2023	\$ 34.11	\$ (0.08)	\$ 11.85	\$ 11.77	\$ (0.14)	\$ —	\$ (0.00)(b)	\$ (0.14)	\$ 0.00	\$ 45.74	34.50% \$ 3,973	(0.19)%	1.61%	0.90%		37%
2022	54.64	(0.14)	(20.33)	(20.47)	(0.00)(b)	(0.06)	—	(0.06)	0.00	34.11	(37.46)	2,957	(0.35)	1.52	0.90(d)(e)	36
2021	47.01	(0.25)	10.18	9.93	(0.02)	(2.28)	—	(2.30)	0.00	54.64	21.09	5,252	(0.49)	1.50	0.91(d)	49
2020	35.55	(0.05)	12.62	12.57	(0.09)	(1.02)	—	(1.11)	0.00	47.01	35.38	4,804	(0.12)	1.57	0.90	50
2019	29.93	(0.08)	9.30	9.22	—	(3.60)	—	(3.60)	0.00	35.55	30.74	5,332	(0.21)	1.63	1.22	78
Class C																
2023	\$ 27.53	\$ (0.06)	\$ 9.55	\$ 9.49	\$ (0.14)	\$ —	\$ (0.00)(b)	\$ (0.14)	\$ 0.00	\$ 36.88	34.46% \$ 952	(0.19)%	2.36%	0.90%		37%
2022	44.09	(0.12)	(16.39)	(16.51)	(0.00)(b)	(0.05)	—	(0.05)	0.00	27.53	(37.45)	881	(0.36)	2.27	0.90(d)(e)	36
2021	38.30	(0.21)	8.30	8.09	(0.02)	(2.28)	—	(2.30)	0.00	44.09	21.08	2,411	(0.49)	2.25	0.91(d)	49
2020	29.11	(0.04)	10.34	10.30	(0.09)	(1.02)	—	(1.11)	0.00	38.30	35.41	2,376	(0.12)	2.32	0.90	50
2019	25.18	(0.25)	7.78	7.53	—	(3.60)	—	(3.60)	0.00	29.11	29.82	2,598	(0.84)	2.38	1.87	78
Class I																
2023	\$ 35.05	\$ (0.08)	\$ 12.17	\$ 12.09	\$ (0.14)	\$ —	\$ (0.00)(b)	\$ (0.14)	\$ 0.00	\$ 47.00	34.48% \$ 56,611	(0.18)%	1.36%	0.90%		37%
2022	56.12	(0.14)	(20.87)	(21.01)	(0.00)(b)	(0.06)	—	(0.06)	0.00	35.05	(37.43)	53,709	(0.35)	1.27	0.90(d)(e)	36
2021	48.23	(0.26)	10.45	10.19	(0.02)	(2.28)	—	(2.30)	0.00	56.12	21.10	106,107	(0.50)	1.25	0.91(d)	49
2020	36.45	(0.08)	12.97	12.89	(0.09)	(1.02)	—	(1.11)	0.00	48.23	35.39	70,888	(0.18)	1.32	0.90	50
2019	30.55	0.01	9.49	9.50	—	(3.60)	—	(3.60)	0.00	36.45	31.03	16,566	0.03	1.38	0.99	78

† Total return represents aggregate total return of a hypothetical investment at the beginning of the year and sold at the end of the year including reinvestment of distributions and does not reflect the applicable sales charges.

(a) Per share amounts have been calculated using the average shares outstanding method.

(b) Amount represents less than \$0.005 per share.

(c) Under an expense reimbursement agreement with the Adviser, the Adviser reimbursed expenses of \$882,743, \$880,676, \$1,048,506, \$876,253, and \$412,641 for the years ended December 31, 2023, 2022, 2021, 2020, and 2019, respectively.

(d) The Fund incurred tax expense. For the year ended December 31, 2022, the impact was minimal. For the year ended December 31, 2021, if tax expense had not been incurred, the ratios of operating expenses to average net assets would have been 0.90% for each Class.

(e) The Fund received credits from a designated broker who agreed to pay certain Fund operating expenses. For the year ended December 31, 2022 there was no impact to the expense ratios.



# The Gabelli Global Rising Income and Dividend Fund

## Financial Highlights

Selected data for a share of beneficial interest outstanding throughout each year:

Year Ended December 31	Income (Loss) from Investment Operations					Distributions					Ratios to Average Net Assets/ Supplemental Data					
	Net Asset Value, Beginning of Year	Net Investment Income (Loss)(a)	Unrealized and Gain (Loss) on Investments	Total from Investment Operations	Net Investment Income	Net Realized Gain on Investments	Return of Capital	Total Distributions	Redemption Fees(a)(b)	Net Asset Value, End of Year	Net Assets, End of Year (in 000's)	Net Investment Income (Loss)	Operating Expenses Before Reimbursement	Operating Expenses Net of Reimbursement (c)(d)(e)	Portfolio Turnover Rate	
Class AAA																
2023	\$ 28.22	\$ 0.48	\$ 2.32	\$ 2.80	\$ (0.57)	\$ (0.05)	\$ (0.10)	\$ (0.72)	\$ —	\$ 30.30	9.92%\$ 4,081	1.64%	1.71%	0.90%	9%	
2022	34.68	0.30	(5.73)	(5.43)	(0.26)	(0.76)	(0.01)	(1.03)	—	28.22	(15.63)	3,954	1.01	0.90	11	
2021	29.04	0.39(f)	5.79	6.18	(0.17)	(0.37)	—	(0.54)	0.00	34.68	21.32	4,914	1.21(f)	0.90	10	
2020	26.18	0.19	2.87	3.06	(0.20)	—	—	(0.20)	0.00	29.04	11.68	5,157	0.79	0.90	8	
2019	23.00	0.08(f)	3.22	3.30	(0.08)	(0.04)	—	(0.12)	0.00	26.18	14.38	6,194	0.34(f)	1.70	1.65	5
Class A																
2023	\$ 28.28	\$ 0.49	\$ 2.31	\$ 2.80	\$ (0.57)	\$ (0.05)	\$ (0.10)	\$ (0.72)	\$ —	\$ 30.36	9.90%\$ 813	1.65%	1.71%	0.90%	9%	
2022	34.75	0.29	(5.73)	(5.44)	(0.26)	(0.76)	(0.01)	(1.03)	—	28.28	(15.62)	815	0.97	0.90	11	
2021	29.10	0.39(f)	5.80	6.19	(0.17)	(0.37)	—	(0.54)	0.00	34.75	21.31	1,169	1.19(f)	0.90	10	
2020	26.23	0.18	2.89	3.07	(0.20)	—	—	(0.20)	0.00	29.10	11.69	840	0.76	0.90	8	
2019	23.04	0.09(f)	3.21	3.30	(0.07)	(0.04)	—	(0.11)	0.00	26.23	14.35	1,441	0.35(f)	1.70	1.66	5
Class C																
2023	\$ 23.51	\$ 0.40	\$ 1.93	\$ 2.33	\$ (0.57)	\$ (0.04)	\$ (0.09)	\$ (0.70)	\$ —	\$ 25.14	9.89%\$ 373	1.64%	2.46%	0.90%	9%	
2022	28.93	0.25	(4.77)	(4.52)	(0.26)	(0.63)	(0.01)	(0.90)	—	23.51	(15.59)	417	1.00	0.90	11	
2021	24.30	0.34(f)	4.83	5.17	(0.17)	(0.37)	—	(0.54)	0.00	28.93	21.32	654	1.23(f)	0.90	10	
2020	21.94	0.15	2.41	2.56	(0.20)	—	—	(0.20)	0.00	24.30	11.65	968	0.74	0.90	8	
2019	19.35	(0.09)(f)	2.72	2.63	—	(0.04)	—	(0.04)	0.00	21.94	13.61	1,836	(0.43)(f)	2.45	2.37	5
Class I																
2023	\$ 28.34	\$ 0.51	\$ 2.30	\$ 2.81	\$ (0.57)	\$ (0.05)	\$ (0.10)	\$ (0.72)	\$ —	\$ 30.43	9.91%\$ 52,055	1.72%	1.46%	0.90%	9%	
2022	34.82	0.30	(5.75)	(5.45)	(0.26)	(0.76)	(0.01)	(1.03)	—	28.34	(15.61)	47,336	0.99	0.90	11	
2021	29.15	0.39(f)	5.82	6.21	(0.17)	(0.37)	—	(0.54)	0.00	34.82	21.34	62,757	1.20(f)	0.90	10	
2020	26.28	0.19	2.88	3.07	(0.20)	—	—	(0.20)	0.00	29.15	11.67	48,234	0.79	0.90	8	
2019	23.08	0.25(f)	3.24	3.49	(0.25)	(0.04)	—	(0.29)	0.00	26.28	15.11	44,180	1.01(f)	1.45	0.99	5

† Total return represents aggregate total return of a hypothetical investment at the beginning of the year and sold at the end of the year including reinvestment of distributions and does not reflect the applicable sales charges.

(a) Per share amounts have been calculated using the average shares outstanding method.

(b) Amount represents less than \$0.005 per share.

(c) The Fund received credits from a designated broker who agreed to pay certain Fund operating expenses. For all years presented, there was no impact on the expense ratios.

(d) The Fund incurred interest expense in all periods, the effect of which was minimal.

(e) Under an expense reimbursement agreement with the Adviser, the Adviser reimbursed expenses of \$357,890, \$295,664, \$311,048, \$295,855, and \$186,584 for the years ended December 31, 2023, 2022, 2021, 2020, and 2019, respectively.

(f) Includes income resulting from special dividends. Without these dividends, the per share income/(loss) amounts would have been \$0.19 and \$0.03 (Class AAA), \$0.19 and \$0.04 (Class A), \$0.17 and \$(0.13) (Class C), and \$0.19 and \$0.20 (Class I), and the net investment income/(loss) ratios would have been 0.59% and 0.14% (Class AAA), 0.57% and 0.14% (Class A), 0.61% and (0.64%) (Class C), 0.58% and 0.80% (Class I), for the years ended December 31, 2021 and 2019, respectively.



## The Gabelli International Small Cap Fund Financial Highlights

Selected data for a share of capital stock outstanding throughout each year:

Year Ended December 31	Income (Loss) from Investment Operations				Distributions			Ratios to Average Net Assets/ Supplemental Data						
	Net Asset Value, Beginning of Year	Net Investment Income (Loss)(a)	Net Unrealized Gain (Loss) on Investments	Total from Investment Operations	Net Realized Gain on Investments	Total Distributions	Redemption Fees(b)(b)	Net Asset Value, End of Year	Total Return†	Net Assets, End of Year (in 000's)	Net Investment Income (Loss)	Operating Expenses Before Reimbursement	Operating Expenses Net of Reimbursement (c)(d)	Portfolio Turnover Rate
Class AAA														
2023	\$ 11.68	\$ 0.12	\$ 0.62	\$ 0.74	\$ (0.21)	\$ —	\$ 0.00	\$ 12.21	6.32% \$	4,010	1.00%	4.02%	0.93%(e)	6%
2022	15.75	0.18(f)	(4.20)	(4.02)	(0.05)	—	(0.05)	11.68	(25.50)	4,216	1.48(f)	3.64	0.92(e)(g)	5
2021	15.44	0.13(f)	0.51	0.64	(0.33)	(0.00)(b)	0.00	15.75	4.16	6,191	0.79(f)	2.89	0.92(g)	15
2020	13.06	0.06	2.44	2.50	(0.12)	—	(0.12)	15.44	19.16	6,617	0.51	3.65	0.91	22
2019	11.09	0.19(f)	2.68	2.87	(0.68)	(0.90)	0.00	13.06	25.94	6,366	1.50(f)	3.41	1.00	9
Class A														
2023	\$ 11.65	\$ 0.12	\$ 0.62	\$ 0.74	\$ (0.21)	\$ —	\$ 0.00	\$ 12.18	6.34% \$	52	1.01%	4.02%	0.93%(e)	6%
2022	15.72	0.17(f)	(4.19)	(4.02)	(0.05)	—	(0.05)	11.65	(25.55)	49	1.40(f)	3.64	0.92(e)(g)	5
2021	15.40	0.13(f)	0.52	0.65	(0.33)	(0.00)(b)	0.00	15.72	4.24	104	0.82(f)	2.89	0.92(g)	15
2020	13.03	0.06	2.43	2.49	(0.12)	—	(0.12)	15.40	19.13	101	0.50	3.65	0.91	22
2019	11.05	0.07(f)	2.67	2.74	(0.08)	(0.76)	0.00	13.03	24.86	91	0.60(f)	3.41	1.91	9
Class C														
2023	\$ 10.46	\$ 0.11	\$ 0.56	\$ 0.67	\$ (0.21)	\$ —	\$ 0.00	\$ 10.92	6.39% \$	8	1.01%	4.77%	0.93%(e)	6%
2022	14.12	0.15(f)	(3.76)	(3.61)	(0.05)	—	(0.05)	10.46	(25.55)	7	1.36(f)	4.39	0.92(e)(g)	5
2021	13.87	0.11(f)	0.47	0.58	(0.33)	(0.00)(b)	0.00	14.12	4.20	16	0.77(f)	3.64	0.92(g)	15
2020	11.74	0.05	2.20	2.25	(0.12)	—	(0.12)	13.87	19.19	28	0.48	4.40	0.91	22
2019	10.02	(0.01)(f)	2.41	2.40	(0.68)	(0.68)	0.00	11.74	24.01	26	(0.12)(f)	4.16	2.61	9
Class I														
2023	\$ 11.99	\$ 0.12	\$ 0.65	\$ 0.77	\$ (0.21)	\$ —	\$ 0.00	\$ 12.55	6.41% \$	2,378	0.99%	3.77%	0.93%(e)	6%
2022	16.18	0.19(f)	(4.33)	(4.14)	(0.05)	—	(0.05)	11.99	(25.57)	2,592	1.52(f)	3.39	0.92(e)(g)	5
2021	15.85	0.14(f)	0.52	0.66	(0.33)	(0.00)(b)	0.00	16.18	4.18	4,376	0.87(f)	2.64	0.92(g)	15
2020	13.41	0.05	2.51	2.56	(0.12)	—	(0.12)	15.85	19.11	4,342	0.39	3.40	0.91	22
2019	11.39	0.19(f)	2.77	2.96	(0.26)	(0.68)	(0.94)	13.41	26.04	1,312	1.52(f)	3.16	1.00	9

- † Total return represents aggregate total return of a hypothetical investment at the beginning of the year and sold at the end of the year including reinvestment of distributions and does not reflect the applicable sales charges.
- (a) Per share amounts have been calculated using the average shares outstanding method.
- (b) Amount represents less than \$0.005 per share.
- (c) Under an expense reimbursement agreement with the Adviser, the Adviser reimbursed expenses of \$251,208, \$205,704, \$216,306, \$210,061, and \$184,323 for the years ended December 31, 2023, 2022, 2021, 2020, and 2019, respectively.
- (d) The Fund incurred interest expense. If interest expense had not been incurred, the ratio of operating expenses to average net assets would have been 0.90%, 0.91%, and 0.90% for each Class for the years ended December 31, 2023, 2022, and 2020. For the years ended December 31, 2021, and 2019, the effect of interest expense was minimal.
- (e) The Fund received credits from a designated broker who agreed to pay certain Fund operating expenses. If such credits had not been received, the ratios of operating expenses to average net assets would have been 0.95% for each Class for the year ended December 31, 2023. For the year ended December 31, 2022, there was no impact to the expense ratios.
- (f) Includes income resulting from special dividends. Without these dividends, the per share income/(loss) amounts would have been \$0.09, \$0.06, and \$0.15 (Class AAA), \$0.08, \$0.06, and \$0.04 (Class A), \$0.07, \$0.05, and \$0.05 (Class C), and \$0.10, \$0.07, and \$0.15 (Class I), and the net investment income/(loss) ratios would have been 0.77%, 0.36%, and 1.19% (Class AAA), 0.69%, 0.39%, and 0.29% (Class A), 0.65%, 0.34%, and 0.43% (Class C), and 0.81%, 0.44%, and 1.21% (Class I) for the years ended December 31, 2022, 2021, and 2019, respectively.
- (g) The Fund incurred tax expense for the years ended December 31, 2022 and 2021. If tax expense had not been incurred, the ratios of operating expenses to average net assets would have been 0.90% for each Class.

## The Gabelli Global Mini Mites Fund

### Financial Highlights

Selected data for a share of capital stock outstanding throughout each year:

Year Ended December 31	Income (Loss) from Investment Operations					Distributions			Ratios to Average Net Assets/ Supplemental Data						
	Net Asset Value, Beginning of Year	Net Investment Income (Loss)(a)	Unrealized Gain (Loss) on Investments	Total from Investment Operations	Net Investment Income	Net Realized Gain on Investments	Total Distributions	Redemption Fees(a)(b)	Net Asset Value, End of Year	Total Return†	Net Assets, End of Year (in 000's)	Net Investment Income (Loss)	Operating Expenses Before Reimbursement	Operating Expenses Net of Reimbursement (c)	Portfolio Turnover Rate
Class AAA															
2023	\$ 8.70	\$ 0.07	\$ 3.35	\$ 3.42	\$ (0.07)	\$ (1.15)	\$ (1.22)	\$ —	\$ 10.90	39.05%	\$ 92	0.74%	3.37%	0.90%(d)	42%
2022	11.04	0.05	(1.85)	(1.80)	(0.05)	(0.49)	(0.54)	—	8.70	(16.17)	67	0.52	3.40	0.90(d)(e)	30
2021	10.67	(0.02)	2.04	2.02	(0.07)	(1.58)	(1.65)	0.00	11.04	19.25	83	(0.17)	3.49	0.90(d)(f)	79
2020	9.26	0.05	1.42	1.47	(0.06)	—	(0.06)	—	10.67	15.87	120	0.61	9.40	0.90(d)	63
2019	8.62	0.05	0.94	0.99	(0.04)	(0.31)	(0.35)	—	9.26	11.49	114	0.53	10.81	1.23(e)	131
Class A															
2023	\$ 8.70	\$ 0.07	\$ 3.34	\$ 3.41	\$ (0.07)	\$ (1.15)	\$ (1.22)	\$ —	\$ 10.89	38.93%	\$ 16	0.74%	3.37%	0.90%(d)	42%
2022	11.04	0.05	(1.85)	(1.80)	(0.05)	(0.49)	(0.54)	—	8.70	(16.17)	11	0.52	3.40	0.90(d)(e)	30
2021	10.66	(0.02)	2.05	2.03	(0.07)	(1.58)	(1.65)	0.00	11.04	19.38	13	(0.18)	3.49	0.90(d)(f)	79
2020	9.26	0.05	1.41	1.46	(0.06)	—	(0.06)	—	10.66	15.76	11	0.66	9.40	0.90(d)	63
2019	8.62	0.04	0.95	0.99	(0.04)	(0.31)	(0.35)	—	9.26	11.47	10	0.43	10.81	1.23(e)	131
Class C															
2023	\$ 8.66	\$ 0.07	\$ 3.33	\$ 3.40	\$ (0.07)	\$ (1.14)	\$ (1.21)	\$ —	\$ 10.85	39.06%	\$ 15	0.74%	4.12%	0.90%(d)	42%
2022	11.00	0.05	(1.85)	(1.80)	(0.05)	(0.49)	(0.54)	—	8.66	(16.25)	11	0.52	4.15	0.90(d)(e)	30
2021	10.63	(0.02)	2.04	2.02	(0.07)	(1.58)	(1.65)	0.00	11.00	19.34	13	(0.18)	4.24	0.90(d)(f)	79
2020	9.23	0.05	1.41	1.46	(0.06)	—	(0.06)	—	10.63	15.81	11	0.66	10.15	0.90(d)	63
2019	8.61	(0.02)	0.95	0.93	(0.00)(b)	(0.31)	(0.31)	—	9.23	10.83	9	(0.25)	11.56	1.92(e)	131
Class I															
2023	\$ 8.70	\$ 0.08	\$ 3.34	\$ 3.42	\$ (0.07)	\$ (1.15)	\$ (1.22)	\$ —	\$ 10.90	39.05%	\$ 11,428	0.74%	3.12%	0.90%(d)	42%
2022	11.04	0.05	(1.85)	(1.80)	(0.05)	(0.49)	(0.54)	—	8.70	(16.17)	6,440	0.52	3.15	0.90(d)(e)	30
2021	10.67	(0.02)	2.04	2.02	(0.07)	(1.58)	(1.65)	0.00	11.04	19.25	6,801	(0.18)	3.24	0.90(d)(f)	79
2020	9.26	0.09	1.38	1.47	(0.06)	—	(0.06)	—	10.67	15.87	3,922	1.11	9.15	0.90(d)	63
2019	8.61	0.08	0.94	1.02	(0.06)	(0.31)	(0.37)	—	9.26	11.84	1,605	0.84	10.56	1.00(e)	131

† Total return represents aggregate total return of a hypothetical investment at the beginning of the year and sold at the end of the year including reinvestment of distributions and does not reflect the applicable sales charges.

(a) Per share amounts have been calculated using the average shares outstanding method.

(b) Amount represents less than \$0.005 per share.

(c) Under an expense reimbursement agreement with the Adviser, the Adviser reimbursed expenses of \$176,163, \$148,978, \$147,312, \$163,109, and \$126,588 for the years ended December 31, 2023, 2022, 2021, 2020, and 2019, respectively.

(d) The Fund received credits from a designated broker who agreed to pay certain Fund operating expenses for the years ended December 31, 2023, 2022, 2021, and 2020. If such credits had not been received, the ratios of operating expenses to average net assets would have been 0.92%, 0.92%, 0.92%, and 0.96% for each Class, respectively.

(e) The Fund incurred interest expense. For the year ended December 31, 2022, the impact was minimal. For the year ended December 31, 2019, if interest expense had not been incurred, the ratio of operating expenses to average net assets would have been 1.22% (Class AAA and Class A), 1.90% (Class C), and 0.99% (Class I), respectively.

(f) The Fund incurred tax expense for the year ended December 31, 2021 and there was no impact on the expense ratios.

## APPENDIX A

Each Fund's respective Class AAA and Class C shares are "closed to purchases from new investors." Additionally, each Fund's (other than the Global Growth Fund's) respective Class A shares are also "closed to purchases from new investors." "Closed to purchases from new investors" means: (i) with respect to Class AAA and Class A shares, no new investors may purchase shares of such classes, but existing shareholders may continue to purchase additional shares of such classes, and (ii) with respect to Class C shares, neither new investors nor existing shareholders may purchase any additional shares of such class. This closure has no effect on existing shareholders' ability to redeem shares of each Fund as described herein.

### **Sales Charge Reductions and Waivers Available through Certain Intermediaries**

Specific intermediaries may have different policies and procedures regarding the availability of front-end sales load waivers or CDSC waivers, which are discussed below. In all instances, it is the purchaser's responsibility to notify the Fund or the purchaser's financial intermediary at the time of purchase of any relationship or other facts qualifying the purchaser for sales charge reductions or waivers. **Not all intermediaries will offer the same reductions and waivers to persons purchasing shares of the Fund.** In order to receive these reductions or waivers, shareholders will have to purchase Fund shares through an intermediary offering such reductions or waivers or directly from the Fund if the Fund offers such reductions or waivers. Please see the section entitled "Classes of Shares" for more information on sales charge reductions and waivers available for different classes of shares that are available for purchase directly from the Fund. The specific sales charge waivers and/or discounts for the intermediaries below are implemented and solely administered by the particular intermediary. Please contact that intermediary to ensure that you understand the steps that you must take to qualify for available waivers and discounts.

The information in this Appendix A is part of, and incorporated into, the Fund's prospectus.

#### **Merrill Lynch, Pierce, Fenner & Smith Incorporated ("Merrill Lynch")**

Purchases or sales of front-end (i.e. Class A) or level-load (i.e., Class C) mutual fund shares through a Merrill platform or account will be eligible only for the following sales load waivers (front-end, contingent deferred, or back-end waivers) and discounts, which differ from those disclosed elsewhere in this Fund's prospectus. Purchasers will have to buy mutual fund shares directly from the mutual fund company or through another intermediary to be eligible for waivers or discounts not listed below.

It is the client's responsibility to notify Merrill at the time of purchase or sale of any relationship or other facts that qualify the transaction for a waiver or discount. A Merrill representative may ask for reasonable documentation of such facts and Merrill may condition the granting of a waiver or discount on the timely receipt of such documentation.

Additional information on waivers and discounts is available in the Merrill Sales Load Waiver and Discounts Supplement (the "Merrill SLWD Supplement") and in the Mutual Fund Investing at Merrill pamphlet at [ml.com/funds](http://ml.com/funds). Clients are encouraged to review these documents and speak with their financial advisor to determine whether a transaction is eligible for a waiver or discount.

<b>Front-end Load Waivers Available at Merrill</b>
Shares of mutual funds available for purchase by employer-sponsored retirement, deferred compensation, and employee benefit plans (including health savings accounts) and trusts used to fund those plans provided the shares are not held in a commission-based brokerage account and shares are held for the benefit of the plan. For purposes of this provision, employer-sponsored retirement plans do not include SEP IRAs, Simple IRAs, SAR-SEPs or Keogh plans
Shares purchased through a Merrill investment advisory program
Brokerage class shares exchanged from advisory class shares due to the holdings moving from a Merrill investment advisory program to a Merrill brokerage account
Shares purchased through the Merrill Edge Self-Directed platform
Shares purchased through the systematic reinvestment of capital gains distributions and dividend reinvestment when purchasing shares of the same mutual fund in the same account
Shares exchanged from level-load shares to front-end load shares of the same mutual fund in accordance with the description in the Merrill SLWD Supplement
Shares purchased by eligible employees of Merrill or its affiliates and their family members who purchase shares in accounts within the employee's Merrill Household (as defined in the Merrill SLWD Supplement)
Shares purchased by eligible persons associated with the fund as defined in this prospectus (e.g. the fund's officers or trustees)
Shares purchased from the proceeds of a mutual fund redemption in front-end load shares provided (1) the repurchase is in a mutual fund within the same fund family; (2) the repurchase occurs within 90 calendar days from the redemption trade date, and (3) the redemption and purchase occur in the same account (known as Rights of Reinstatement). Automated transactions (i.e. systematic purchases and withdrawals) and purchases made after shares are automatically sold to pay Merrill's account maintenance fees are not eligible for Rights of Reinstatement
<b>Contingent Deferred Sales Charge ("CDSC") Waivers on Front-end, Back-end, and Level Load Shares Available at Merrill</b>
Shares sold due to the client's death or disability (as defined by Internal Revenue Code Section 22e(3))
Shares sold pursuant to a systematic withdrawal program subject to Merrill's maximum systematic withdrawal limits as described in the Merrill SLWD Supplement
Shares sold due to return of excess contributions from an IRA account
Shares sold as part of a required minimum distribution for IRA and retirement accounts due to the investor reaching the qualified age based on applicable IRS regulation
Front-end or level-load shares held in commission-based, non-taxable retirement brokerage accounts (e.g. traditional, Roth, rollover, SEP IRAs, Simple IRAs, SAR-SEPs or Keogh plans) that are transferred to fee-based accounts or platforms and exchanged for a lower cost share class of the same mutual fund
<b>Front-end Load Discounts Available at Merrill: Breakpoints, Rights of Accumulation &amp; Letters of Intent</b>
Breakpoint discounts, as described in this prospectus, where the sales load is at or below the maximum sales load that Merrill permits to be assessed to a front-end load purchase, as described in the Merrill SLWD Supplement
Rights of Accumulation (ROA), as described in the Merrill SLWD Supplement, which entitle clients to breakpoint discounts based on the aggregated holdings of mutual fund family assets held in accounts in their Merrill Household
Letters of Intent (LOI), which allow for breakpoint discounts on eligible new purchases based on anticipated future eligible purchases within a fund family at Merrill, in accounts within your Merrill Household, as further described in the Merrill SLWD Supplement

## **Morgan Stanley Wealth Management**

Shareholders purchasing Fund shares through a Morgan Stanley Wealth Management transactional brokerage account will be eligible only for the following front-end sales charge waivers with respect to Class A shares, which may differ from and may be more limited than those disclosed elsewhere in this Prospectus or SAI.

- Employer-sponsored retirement plans (e.g., 401(k) plans, 457 plans, employer-sponsored 403(b) plans, profit sharing and money purchase pension plans and defined benefit plans). For purposes of this provision, employer-sponsored retirement plans do not include SEP IRAs, Simple IRAs, SAR-SEPs or Keogh plans.
- Morgan Stanley employee and employee-related accounts according to Morgan Stanley's account linking rules.
- Shares purchased through reinvestment of dividends and capital gains distributions when purchasing shares of the same fund.
- Shares purchased through a Morgan Stanley self-directed brokerage account.
- Class C (i.e., level-load) shares that are no longer subject to a contingent deferred sales charge and are converted to Class A shares of the same fund pursuant to Morgan Stanley Wealth Management's share class conversion program.
- Shares purchased from the proceeds of redemptions within the same fund family, provided (i) the repurchase occurs within 90 days following the redemption, (ii) the redemption and purchase occur in the same account, and (iii) redeemed shares were subject to a front-end or deferred sales charge.

## **Raymond James & Associates, Inc., Raymond James Financial Services, Inc. and each entity's affiliates ("Raymond James")**

Shareholders purchasing fund shares through a Raymond James platform or account, or through an introducing broker-dealer or independent registered investment adviser for which Raymond James provides trade execution, clearance, and/or custody services, will be eligible only for the following load waivers (front-end sales charge waivers and contingent deferred, or back-end, sales charge waivers) and discounts, which may differ from those disclosed elsewhere in this Prospectus or SAI.

### **Front-end sales load waivers on Class A shares available at Raymond James**

- Shares purchased in an investment advisory program.
- Shares purchased within the same fund family through a systematic reinvestment of capital gains and dividend distributions.
- Employees and registered representatives of Raymond James or its affiliates and their family members as designated by Raymond James.
- Shares purchased from the proceeds of redemptions within the same fund family, provided (1) the repurchase occurs within 90 days following the redemption, (2) the redemption and purchase occur in the same account, and (3) redeemed shares were subject to a front-end or deferred sales load (known as Rights of Reinstatement).

- A shareholder in the Fund's Class C shares will have their shares converted at NAV to Class A shares (or the appropriate share class) of the Fund if the shares are no longer subject to a CDSC and the conversion is in line with the policies and procedures of Raymond James.

#### **CDSC Waivers on Classes A and C shares available at Raymond James**

- Death or disability of the shareholder.
- Shares sold as part of a systematic withdrawal plan as described in the fund's prospectus.
- Return of excess contributions from an IRA Account.
- Shares sold as part of a required minimum distribution for IRA and retirement accounts due to the shareholder reaching age 70½ as described in the fund's prospectus.
- Shares sold to pay Raymond James fees but only if the transaction is initiated by Raymond James.
- Shares acquired through a right of reinstatement.

#### **Front-end load discounts available at Raymond James: breakpoints, rights of accumulation, and/or letters of intent**

- Breakpoints as described in this prospectus.
- Rights of accumulation which entitle shareholders to breakpoint discounts will be automatically calculated based on the aggregated holding of fund family assets held by accounts within the purchaser's household at Raymond James. Eligible fund family assets not held at Raymond James may be included in the calculation of rights of accumulation calculation only if the shareholder notifies his or her financial advisor about such assets.
- Letters of intent which allow for breakpoint discounts based on anticipated purchases within a fund family, over a 13-month time period. Eligible fund family assets not held at Raymond James may be included in the calculation of letters of intent only if the shareholder notifies his or her financial advisor about such assets.

#### **Oppenheimer & Co. Inc. ("OPCO")**

Shareholders purchasing Fund shares through an OPCO platform or account are eligible only for the following load waivers (front-end sales charge waivers and contingent deferred, or back-end, sales charge waivers) and discounts, which may differ from those disclosed elsewhere in this Fund's prospectus or SAI.

#### **Front-end Sales Load Waivers on Class A Shares available at OPCO**

- Employer-sponsored retirement, deferred compensation and employee benefit plans (including health savings accounts) and trusts used to fund those plans, provided that the shares are not held in a commission-based brokerage account and shares are held for the benefit of the plan
- Shares purchased by or through a 529 Plan
- Shares purchased through a OPCO affiliated investment advisory program
- Shares purchased through reinvestment of capital gains distributions and dividend reinvestment when purchasing shares of the same fund (but not any other fund within the fund family)

- Shares purchased from the proceeds of redemptions within the same fund family, provided (1) the repurchase occurs within 90 days following the redemption, (2) the redemption and purchase occur in the same amount, and (3) redeemed shares were subject to a front-end or deferred sales load (known as Rights of Restatement).
- A shareholder in the Fund's Class C shares will have their shares converted at NAV to Class A shares (or the appropriate share class) of the Fund if the shares are no longer subject to a CDSC and the conversion is in line with the policies and procedures of OPCO
- Employees and registered representatives of OPCO or its affiliates and their family members
- Directors or Trustees of the Fund, and employees of the Fund's investment adviser or any of its affiliates, as described in this prospectus

#### **CDSC Waivers on A, B and C Shares available at OPCO**

- Death or disability of the shareholder
- Shares sold as part of a systematic withdrawal plan as described in the Fund's prospectus
- Return of excess contributions from an IRA Account
- Shares sold as part of a required minimum distribution for IRA and retirement accounts due to the shareholder reaching age 70½ as described in the prospectus
- Shares sold to pay OPCO fees but only if the transaction is initiated by OPCO
- Shares acquired through a right of reinstatement

#### **Front-end load Discounts Available at OPCO: Breakpoints, Rights of Accumulation & Letters of Intent**

- Breakpoints as described in this prospectus.
- Rights of Accumulation (ROA) which entitle shareholders to breakpoint discounts will be automatically calculated based on the aggregated holding of fund family assets held by accounts within the purchaser's household at OPCO. Eligible fund family assets not held at OPCO may be included in the ROA calculation only if the shareholder notifies his or her financial advisor about such assets

#### **Ameriprise Financial**

#### **Class A Shares Front-End Sales Charge Waivers Available at Ameriprise Financial:**

*The following information applies to Class A shares purchases if you have an account with or otherwise purchase Fund shares through Ameriprise Financial:*

Shareholders purchasing Fund shares through an Ameriprise Financial brokerage account are eligible for the following front-end sales charge waivers, which may differ from those disclosed elsewhere in this Fund's prospectus or SAI:

- Employer-sponsored retirement plans (e.g., 401(k) plans, 457 plans, employer-sponsored 403(b) plans, profit sharing and money purchase pension plans and defined benefit plans). For purposes of this provision, employer-sponsored retirement plans do not include SEP IRAs, Simple IRAs or SAR-SEPs.



- Shares purchased through reinvestment of capital gains distributions and dividend reinvestment when purchasing shares of the same Fund (but not any other fund within the same fund family).
- Shares exchanged from Class C shares of the same fund in the month of or following the 7-year anniversary of the purchase date. To the extent that this prospectus elsewhere provides for a waiver with respect to exchanges of Class C shares or conversion of Class C shares following a shorter holding period, that waiver will apply.
- Employees and registered representatives of Ameriprise Financial or its affiliates and their immediate family members.
- Shares purchased by or through qualified accounts (including IRAs, Coverdell Education Savings Accounts, 401(k)s, 403(b) TSCAs subject to ERISA and defined benefit plans) that are held by a covered family member, defined as an Ameriprise financial advisor and/or the advisor's spouse, advisor's lineal ascendant (mother, father, grandmother, grandfather, great grandmother, great grandfather), advisor's lineal descendant (son, step-son, daughter, step-daughter, grandson, granddaughter, great grandson, great granddaughter) or any spouse of a covered family member who is a lineal descendant.
- Shares purchased from the proceeds of redemptions within the same fund family, provided (1) the repurchase occurs within 90 days following the redemption, (2) the redemption and purchase occur in the same account, and (3) redeemed shares were subject to a front-end or deferred sales load (i.e. Rights of Reinstatement).

# **GAMCO Global Series Funds, Inc.**

**The Gabelli Global Content & Connectivity Fund-Class AAA, A and I Shares**

**The Gabelli Global Growth Fund-Class AAA, A and I Shares**

**The Gabelli International Small Cap Fund-Class AAA, A and I Shares**

**The Gabelli Global Rising Income and Dividend Fund-Class AAA, A and I Shares**  
**The Gabelli Global Mini Mites™ Fund-Class AAA, A and I Shares**

---

For more information about the Funds, the following documents are available free upon request:

## **Annual/Semiannual Reports:**

Each Fund's semiannual and audited annual reports to shareholders contain additional information on the Funds' investments. In each Fund's annual report, you will find a discussion of the market conditions and investment strategies that significantly affected each Fund's performance during its last fiscal year.

## **Statement of Additional Information (SAI):**

The SAI provides more detailed information about the Funds, including their operations and investment policies. It is incorporated by reference, and is legally considered a part of this prospectus.

## **Appendix A:**

Appendix A to this prospectus, "Sales Charge Reductions and Waivers Available through Certain Intermediaries," is a separate document that is incorporated by reference into this prospectus and contains information on sales charge reductions and waivers that differ from the sales charge reductions and waivers disclosed in this prospectus and the related SAI.

You can obtain free copies of these documents and prospectuses of other funds in the Gabelli Fund Complex, or request other information, and discuss your questions about the Funds by mail, toll free telephone, or the Internet as follows:

GAMCO Global Series Funds, Inc.  
One Corporate Center  
Rye, NY 10580-1422  
Telephone: 800-GABELLI (800-422-3554)  
[www.gabelli.com](http://www.gabelli.com)

You can also review and/or copy the Funds' prospectus, annual/semiannual reports, and SAI at the Public Reference Room of the SEC in Washington, DC. You can obtain text-only copies:

- Free from the Funds' website at [www.gabelli.com](http://www.gabelli.com).
- For a fee, by electronic request at [publicinfo@sec.gov](mailto:publicinfo@sec.gov), by writing to the Public Reference Section of the SEC, Washington, DC 20549-1520 or by calling 202-551-8090.
- Free from the EDGAR Database on the SEC's website at [www.sec.gov](http://www.sec.gov).