

Gabelli Equity Series Funds, Inc.
The Gabelli Small Cap Growth Fund
The Gabelli Equity Income Fund
The Gabelli Woodland Small Cap Value Fund
(each a “Fund and collectively, the “Funds”)

One Corporate Center
Rye, New York 10580-1422

800-GABELLI
(800-422-3554)

fax: 914-921-5118

website: www.gabelli.com

e-mail: info@gabelli.com

(Net Asset Value per share may be obtained
daily by calling

800-GABELLI after 7:00 p.m.)

Gabelli Equity Series Funds, Inc. (the “Company”)

Questions?

Call 800-GABELLI
or your investment representative.

Table of Contents

Summary of the Funds

| | |
|---|-----------|
| Gabelli Small Cap Growth Fund | 2 |
| Gabelli Equity Income Fund | 6 |
| Gabelli Woodland Small Cap Value Fund | 10 |
| Other Information | 14 |
| Investment Objectives, Strategies, and Related Risks | 14 |
| Management of the Funds | 17 |
| Purchase of Shares | 19 |
| Redemption of Shares | 21 |
| Exchange of Shares | 24 |
| Pricing of Fund Shares | 24 |
| Dividends and Distributions | 25 |
| Tax Information | 26 |
| Mailings to Shareholders | 26 |
| E-Delivery to Shareholders | 26 |
| Description of Benchmarks | 27 |
| Financial Highlights | 27 |

| <u>Fund</u> | <u>Class</u> | <u>Ticker Symbol</u> |
|---|--------------|----------------------|
| The Gabelli Small Cap Growth Fund | AAA | GABSX |
| The Gabelli Equity Income Fund | AAA | GABEX |
| The Gabelli Woodland Small Cap Value Fund | AAA | GWSVX |

PROSPECTUS

January 28, 2010

The Securities and Exchange Commission has not approved or disapproved the shares described in this Prospectus or determined whether this Prospectus is accurate or complete. Any representation to the contrary is a criminal offense.

**SMALL CAP GROWTH FUND
(the “Small Cap Growth Fund”)**

Investment Objective

The Small Cap Growth Fund seeks to provide a high level of capital appreciation.

Fees and Expenses of the Small Cap Growth Fund:

This table describes the fees and expenses that you may pay if you buy and hold Class AAA Shares of the Small Cap Growth Fund.

| | Small Cap Growth Fund |
|---|--------------------------------------|
| Shareholder Fees: (fees paid directly from your investment): | |
| Maximum Sales Charge (Load) Imposed on Purchases (as a percentage of offering price) | None |
| Maximum Deferred Sales Charge (Load) (as a percentage of redemption or offering price, whichever is lower) | None |
| Maximum Sales Charge (Load) Imposed on Reinvested Dividends | None |
| Redemption Fees (as a percentage of amount redeemed for shares held 7 days or less) | 2.00% |
| Exchange Fee | None |
| Annual Fund Operating Expenses (expenses that you pay each year as a percentage of the value of your investment): | |
| Management Fees | 1.00% |
| Distribution (Rule 12b-1) Expenses | 0.25% |
| Other Expenses | <u>0.23%</u> |
| Total Annual Fund Operating Expenses | <u>1.48%</u> |

Expense Example

This example is intended to help you compare the cost of investing in Class AAA Shares of the Small Cap Growth Fund with the cost of investing in other mutual funds. The example assumes (1) you invest \$10,000 in the Small Cap Growth Fund for the time periods shown, (2) you redeem all of your shares at the end of those periods, (3) your investment has a 5% return each year, and (4) the Small Cap Growth Funds’ operating expenses remain the same. Although your actual costs may be higher or lower, based on these assumptions your costs would be:

| <u>1 Year</u> | <u>3 Years</u> | <u>5 Years</u> | <u>10 Years</u> |
|---------------|----------------|----------------|-----------------|
| \$151 | \$468 | \$808 | \$1,768 |

Portfolio Turnover

The Small Cap Growth Fund pays transaction costs, such as commissions, when it buys and sells securities (or “turns over” its portfolio). A higher portfolio turnover rate may indicate higher transaction costs and may result in higher taxes when the Small Cap Growth Fund’s shares are held in a taxable account. These costs, which are not reflected in annual fund operating expenses or in the example, affect the Small Cap Growth Fund’s performance. During the most recent fiscal year, the Small Cap Growth Fund’s portfolio turnover rate was 25% of the average value of its portfolio.

Principal Investment Strategies

Under normal market conditions, the Small Cap Growth Fund invests at least 80% of its net assets in equity securities of companies that are considered to be small companies at the time the Small Cap Growth Fund makes its investment. The Small Cap Growth Fund invests primarily in the common stocks of companies which Gabelli Funds, LLC, the Fund's adviser (the "Adviser") believes are likely to have rapid growth in revenues and above average rates of earnings growth. The Adviser currently characterizes small companies for the Small Cap Growth Fund as those with total common stock market values of \$2 billion or less at the time of investment.

In selecting investments for the Small Cap Growth Fund, the Adviser seeks issuers with a dominant market share or niche franchise in growing and/or consolidating industries. The Adviser considers for purchase the stocks of small capitalization (capitalization is the price per share multiplied by the number of shares outstanding) companies with experienced management, strong balance sheets, and rising free cash flow and earnings. The Adviser's goal is to invest long term in the stocks of companies trading at reasonable market valuations relative to perceived economic worth.

Frequently, smaller companies exhibit one or more of the following traits:

- New products or technologies
- New distribution methods
- Rapid changes in industry conditions due to regulatory or other developments
- Changes in management or similar characteristics that may result not only in expected growth in revenues but in an accelerated or above average rate of earnings growth, which would usually be reflected in capital appreciation.

In addition, because smaller companies are less actively followed by stock analysts and less information is available on which to base stock price evaluations, the market may overlook favorable trends in particular smaller growth companies and then adjust its valuation more quickly once investor interest is gained.

Principal Risks

Investing in the Small Cap Growth Fund involves the following risks:

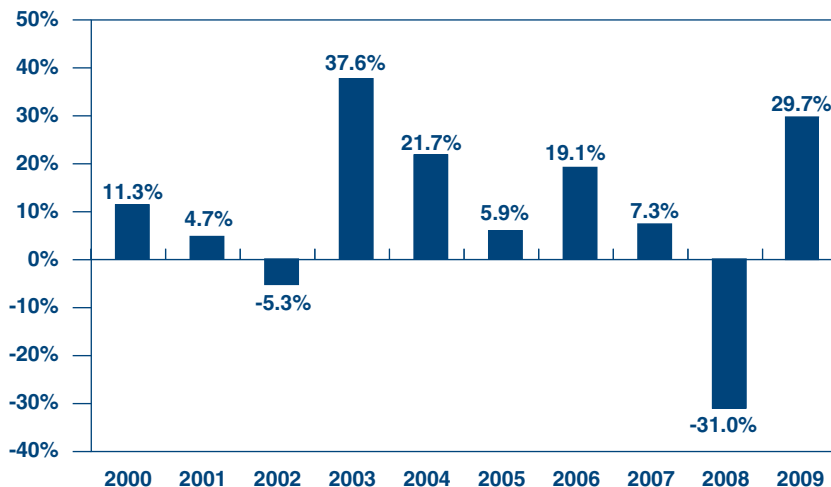
- **Equity Risk.** The principal risk of investing in the Small Cap Growth Fund is equity risk. Equity risk is the risk that the prices of the securities held by the Small Cap Growth Fund will fall due to general market and economic conditions, perceptions regarding the industries in which the companies issuing the securities participate, and the issuer company's particular circumstances. Because the value of securities, and thus shares of the Fund, could go down, you could lose money.
- **Value Investing Risk.** The Small Cap Growth Fund invests in "value" stocks. The portfolio manager may be wrong in the assessment of a company's value and the stocks the Small Cap Growth Fund holds may not reach what the portfolio manager believes are their full values. From time to time "value" investing falls out of favor with investors. During those periods, the Small Cap Growth Fund's relative performance may suffer.

- **Fund and Management Risk.** The Small Cap Growth Fund invest in stocks issued by smaller companies. The Small Cap Growth Fund's price may decline if the market favors large or mid-size capitalization company stocks over stocks of small companies. If the portfolio manager's assessment of the value of the securities the Small Cap Growth Fund holds is incorrect, or the events expected to increase value do not occur, then the value of the Small Cap Growth Fund's shares may decline.
- **Small Capitalization Company Risk.** Investing in securities of small capitalization companies may involve greater risks than investing in larger, more established issuers. Smaller capitalization companies typically have relatively lower revenues, limited product lines and lack of management depth, and may have a smaller share of the market for their products or services, than larger capitalization companies. The stocks of smaller capitalization companies tend to have less trading volume than stocks of larger capitalization companies. Less trading volume may make it more difficult for our portfolio managers to sell securities of smaller capitalization companies at quoted market prices. Finally, there are periods when investing in smaller capitalization stocks fall out of favor with investors and the stocks of smaller capitalization companies underperform.

Performance

The bar chart and table that follow provide an indication of the risks of investing in the Small Cap Growth Fund by showing changes in the Small Cap Growth Fund's Class AAA Shares performance from year to year and by showing how the Small Cap Growth Fund's average annual returns for the one year, five years, and ten years compare with those of a broad-based securities market index. As with all mutual funds, the Small Cap Growth Fund's past performance (before and after taxes) does not predict how the Small Cap Growth Fund will perform in the future.

SMALL CAP GROWTH FUND
(For the Years Ended December 31)



During the calendar years shown in the bar chart, the highest return for a quarter was 20.59% (quarter ended June 30, 2009) and the lowest return for a quarter was (21.87)% (quarter ended December 31, 2008).

| Average Annual Total Returns (for the periods ended December 31, 2009) | Past One Year | Past Five Years | Past Ten Years |
|--|--------------------------|----------------------------|---------------------------|
| The Gabelli Small Cap Growth Fund Class AAA Shares | | | |
| Return Before Taxes | 29.72% | 3.92% | 8.38% |
| Return After Taxes on Distributions | 29.71% | 3.12% | 7.29% |
| Return After Taxes on Distributions and Sale of Fund Shares | 19.34% | 3.32% | 7.02% |
| Russell 2000 Index (reflects no deduction for fees, expenses, or taxes) | 27.17% | 0.51% | 3.51% |

After-tax returns are calculated using the historical highest individual federal marginal income tax rates and do not reflect the impact of state and local taxes. Actual after-tax returns depend on the investor's tax situation and may differ from those shown. After-tax returns shown are not relevant to investors who hold their Fund shares through tax-deferred arrangements, such as 401(k) plans or Individual Retirement Accounts ("IRAs").

Management

The Adviser. Gabelli Funds, LLC serves as the Adviser to the Small Cap Growth Fund.

The Portfolio Manager. Mr. Mario J. Gabelli has served as Portfolio Manager of the Small Cap Growth Fund since its inception on October 22, 1991.

Purchase and Sale of Fund Shares, Taxes, and Payments to Broker-Dealers and Other Financial Intermediaries

For important information about purchase and sale of Fund shares, taxes, and financial intermediary compensation, please turn to "Other Information" on page 14.

EQUITY INCOME FUND
(the “Equity Income Fund”)

Investment Objective

The Equity Income Fund seeks to provide a high level of total return on its assets with an emphasis on income.

Fees and Expenses of the Equity Income Fund:

This table describes the fees and expenses that you may pay if you buy and hold Class AAA Shares of the Equity Income Fund.

| | <u>Equity Income Fund</u> |
|---|-----------------------------------|
| Shareholder Fees: (fees paid directly from your investment): | |
| Maximum Sales Charge (Load) Imposed on Purchases (as a percentage of offering price) | None |
| Maximum Deferred Sales Charge (Load) (as a percentage of redemption or offering price, whichever is lower) | None |
| Maximum Sales Charge (Load) Imposed on Reinvested Dividends | None |
| Redemption Fees (as a percentage of amount redeemed for shares held 7 days or less) | 2.00% |
| Exchange Fee | None |
| Annual Fund Operating Expenses (expenses that you pay each year as a percentage of the value of your investment): | |
| Management Fees | 1.00% |
| Distribution (Rule 12b-1) Expenses | 0.25% |
| Other Expenses | <u>0.25%</u> |
| Total Annual Fund Operating Expenses | <u><u>1.50%</u></u> |

Expense Example

This example is intended to help you compare the cost of investing in Class AAA Shares of the Equity Income Fund with the cost of investing in other mutual funds. The example assumes (1) you invest \$10,000 in the Equity Income Fund for the time periods shown, (2) you redeem all of your shares at the end of those periods, (3) your investment has a 5% return each year, and (4) the Equity Income Funds’ operating expenses remain the same. Although your actual costs may be higher or lower, based on these assumptions your costs would be:

| <u>1 Year</u> | <u>3 Years</u> | <u>5 Years</u> | <u>10 Years</u> |
|---------------|----------------|----------------|-----------------|
| \$153 | \$474 | \$818 | \$1,791 |

Portfolio Turnover

The Equity Income Fund pays transaction costs, such as commissions, when it buys and sells securities (or “turns over” its portfolio). A higher portfolio turnover rate may indicate higher transaction costs and may result in higher taxes when the Equity Income Fund’s shares are held in a taxable account. These costs, which are not reflected in annual fund operating expenses or in the example, affect the Equity Income Fund’s performance. During the most recent fiscal year, the Equity Income Fund’s portfolio turnover rate was 17% of the average value of its portfolio.

Principal Investment Strategies

The Equity Income Fund will seek to achieve its investment objective through a combination of capital appreciation and current income by investing, under normal market conditions, at least 80% of its net assets in income-producing equity securities. Income-producing equity securities include, for example, common stock, preferred stock and convertible securities. In making stock selections, the Equity Income Fund's Adviser looks for securities that have a better yield than the average of the Standard and Poor's 500 Index (the "S&P 500 Index"), as well as capital gains potential.

In selecting investments for the Equity Income Fund, the Adviser focuses on issuers that:

- have strong free cash flow and pay regular dividends
- have potential for long-term earnings per share growth
- may be subject to a value catalyst, such as industry developments, regulatory changes, changes in management, sale or spin-off of a division, or the development of a profitable new business
- are well-managed
- will benefit from sustainable long-term economic dynamics, such as globalization of an issuer's industry or an issuer's increased focus on productivity or enhancement of services.

The Adviser also believes preferred stock and convertible securities of selected companies offer opportunities for capital appreciation as well as periodic income and may invest a portion of the Equity Income Fund's assets in such securities. This is particularly true in the case of companies that have performed below expectations. If a company's performance has been poor enough, its preferred stock and convertible debt securities will trade more like common stock than like a fixed income security and may result in above average appreciation if performance improves. Even if the credit quality of the company is not in question, the market price of the convertible security will reflect little or no element of conversion value if the price of its common stock has fallen substantially below the conversion price. This leads to the possibility of capital appreciation if the price of the common stock recovers.

Principal Risks

Investing in the Equity Income Fund involves the following risks:

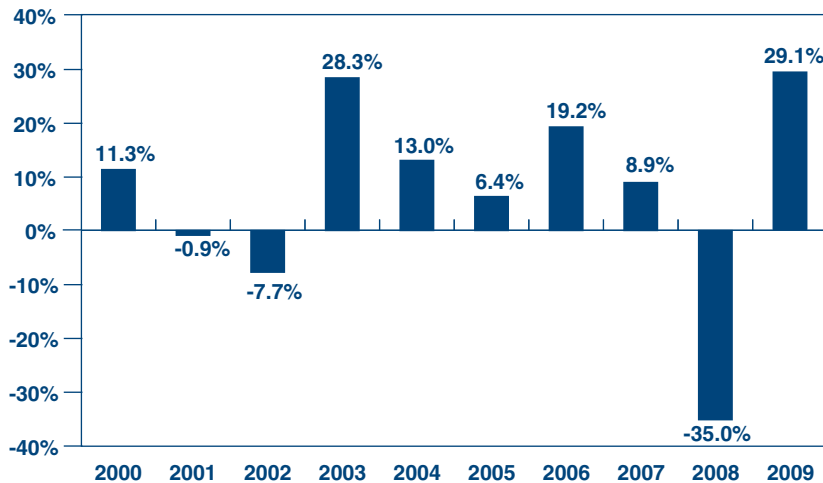
- **Equity Risk.** The principal risk of investing in the Equity Income Fund is equity risk. Equity risk is the risk that the prices of the securities held by the Equity Income Fund will fall due to general market and economic conditions, perceptions regarding the industries in which the companies issuing the securities participate, and the issuer company's particular circumstances. Because the value of securities, and thus shares of the Fund, could go down, you could lose money.
- **Value Investing Risk.** The Equity Income Fund invests in "value" stocks. The portfolio manager may be wrong in the assessment of a company's value and the stocks the Equity Income Fund holds may not reach what the portfolio manager believes are their full values. From time to time "value" investing falls out of favor with investors. During those periods, the Equity Income Fund's relative performance may suffer.
- **Fund and Management Risk.** The Equity Income Fund invests in stocks issued by companies believed by the portfolio manager to be undervalued and that have the potential to achieve significant capital appreciation. If the portfolio manager is incorrect in his assessment of the values of the securities it holds, or no event occurs which surfaces value, then the value of the Equity Income Fund's shares may decline.

- **Interest Rate Risk and Credit Risk.** Investments in preferred stock and securities convertible into or exchangeable for common or preferred stock involve interest rate risk and credit risk. When interest rates decline, the value of such securities generally rises. Conversely, when interest rates rise, the value of such securities generally declines. It is also possible that the issuer of a security will not be able to make interest and principal payments when due.
- **Low Credit Quality Risk.** Lower rated convertible securities are subject to greater credit risk, greater price volatility, and a greater risk of loss than investment grade securities. There may be less of a market for lower rated convertible securities, which could make it harder to sell them at an acceptable price.

Performance

The bar chart and table that follow provide an indication of the risks of investing in the Equity Income Fund by showing changes in the Equity Income Fund's Class AAA Shares performance from year to year and by showing how the Equity Income Fund's average annual returns for the one year, five years, and ten years compare with those of a broad-based securities market index. As with all mutual funds, the Equity Income Fund's past performance (before and after taxes) does not predict how the Equity Income Fund will perform in the future.

EQUITY INCOME FUND
(For the Years Ended December 31)



During the calendar years shown in the bar chart, the highest return for a quarter was 17.59% (quarter ended June 30, 2009) and the lowest return for a quarter was (20.88)% (quarter ended December 31, 2008).

| <u>Average Annual Total Returns (for the periods ended December 31, 2009)</u> | <u>Past One Year</u> | <u>Past Five Years</u> | <u>Past Ten Years</u> |
|---|--------------------------|----------------------------|---------------------------|
| The Gabelli Equity Income Fund Class AAA Shares | | | |
| Return Before Taxes | 29.14% | 3.01% | 5.52% |
| Return After Taxes on Distributions | 28.87% | 2.61% | 4.66% |
| Return After Taxes on Distributions and Sale of Fund Shares | 19.21% | 2.57% | 4.47% |
| S&P 500 Index (reflects no deduction for fees, expenses, or taxes) | 26.47% | 0.42% | (0.95)% |

After-tax returns are calculated using the historical highest individual federal marginal income tax rates and do not reflect the impact of state and local taxes. Actual after-tax returns depend on the investor's tax situation and may differ from those shown. After-tax returns shown are not relevant to investors who hold their Fund shares through tax-deferred arrangements, such as 401(k) plans or IRAs.

Management

The Adviser. Gabelli Funds, LLC serves as the Adviser to the Equity Income Fund.

The Portfolio Manager. Mr. Mario J. Gabelli has served as Portfolio Manager of the Equity Income Fund since its inception on January 2, 1992.

Purchase and Sale of Fund Shares, Taxes, and Payments to Broker-Dealers and Other Financial Intermediaries

For important information about purchase and sale of Fund shares, taxes, and financial intermediary compensation, please turn to "Other Information" on page 14.

WOODLAND SMALL CAP VALUE FUND
(the “Woodland Small Cap Value Fund”)

Investment Objective

The Woodland Small Cap Value Fund seeks to provide a high level of capital appreciation.

Fees and Expenses of the Woodland Small Cap Value Fund:

This table describes the fees and expenses that you may pay if you buy and hold Class AAA Shares of the Woodland Small Cap Value Fund.

| | <u>Woodland Small Cap Value Fund</u> |
|---|--|
| Shareholder Fees: (fees paid directly from your investment): | |
| Maximum Sales Charge (Load) Imposed on Purchases (as a percentage of offering price) | None |
| Maximum Deferred Sales Charge (Load) (as a percentage of redemption or offering price, whichever is lower) | None |
| Maximum Sales Charge (Load) Imposed on Reinvested Dividends | None |
| Redemption Fees (as a percentage of amount redeemed for shares held 7 days or less) | 2.00% |
| Exchange Fee | None |
| Annual Fund Operating Expenses (expenses that you pay each year as a percentage of the value of your investment): | |
| Management Fees | 1.00% |
| Distribution (Rule 12b-1) Expenses | 0.25% |
| Other Expenses | <u>2.09%</u> |
| Total Annual Fund Operating Expenses | 3.34% |
| Fee Waiver and/or Expense Reimbursement ⁽¹⁾ | <u>(1.33)%</u> |
| Total Annual Fund Operating Expenses after Fee Waiver and/or Expense Reimbursement ⁽¹⁾ | <u><u>2.01%</u></u> |

(1) The Adviser has contractually agreed to waive its investment advisory fee and/or to reimburse expenses of the Woodland Small Cap Value Fund to the extent necessary to maintain the Woodland Small Cap Value Fund's Total Annual Fund Operating Expenses (excluding brokerage, interest, taxes, acquired fund fees and expenses, distribution expenses in excess of .25% per year and extraordinary expenses) at 2.00% on an annualized basis for Class AAA Shares. This arrangement is in effect through January 31, 2011 and may not be terminated by the Adviser before such time. In addition, the Woodland Small Cap Value Fund has agreed, during the two-year period following any such waiver or reimbursement, to repay amounts in order that the adjusted Total Annual Fund Operating Expenses for Class AAA Shares would not exceed 2.00% on an annualized basis. The one basis point differential between the Woodland Small Cap Value Fund's 2.00% expense cap and the 2.01% adjusted Total Annual Fund Operating Expenses shown in the Fee Table is due to the one basis point of interest expense paid by the Fund and not reimbursed by the Adviser.

Expense Example

This example is intended to help you compare the cost of investing in Class AAA Shares of the Woodland Small Cap Value Fund with the cost of investing in other mutual funds. The example assumes (1) you invest \$10,000 in the Woodland Small Cap Value Fund for the time periods shown, (2) you redeem all of your shares at the end of those periods, (3) your investment has a 5% return each year,

and (4) the Woodland Small Cap Value Funds' operating expenses remain the same. Although your actual costs may be higher or lower, based on these assumptions your costs would be:

| <u>1 Year</u> | <u>3 Years</u> | <u>5 Years</u> | <u>10 Years</u> |
|---------------|----------------|----------------|-----------------|
| \$204 | \$903 | \$1,626 | \$3,541 |

Portfolio Turnover

The Woodland Small Cap Value Fund pays transaction costs, such as commissions, when it buys and sells securities (or "turns over" its portfolio). A higher portfolio turnover rate may indicate higher transaction costs and may result in higher taxes when the Woodland Small Cap Value Fund's shares are held in a taxable account. These costs, which are not reflected in annual fund operating expenses or in the example, affect the Woodland Small Cap Value Fund's performance. During the most recent fiscal year, the Woodland Small Cap Value Fund's portfolio turnover rate was 62% of the average value of its portfolio.

Principal Investment Strategies

Under normal market conditions, the Woodland Small Cap Value Fund invests at least 80% of its net assets in equity securities of companies that are considered to be small capitalization companies at the time the Woodland Small Cap Value Fund makes the investment. The Woodland Small Cap Value Fund invests primarily in the common stocks of companies which the Woodland Small Cap Value Funds' portfolio manager believes are undervalued. The Woodland Small Cap Value Fund's Adviser currently characterizes small capitalization companies for the Woodland Small Cap Value Fund as those with total market value at the time of investment not greater than that of the largest company in the Russell 2000 Index or \$3.0 billion, whichever is less. The Adviser looks for undervalued companies with shareholder oriented management teams that are employing strategies to grow the company's value.

In selecting investments for the Woodland Small Cap Value Fund, the Adviser seeks issuers with a dominant market share or niche franchise in growing and/or consolidating industries. The Adviser considers for purchase the stocks of small capitalization (capitalization is the price per share multiplied by the number of shares outstanding) companies with experienced management, strong balance sheets, and rising free cash flow and earnings. The Adviser's goal is to invest long term in the stocks of companies trading at reasonable market valuations relative to perceived economic worth.

Frequently, smaller companies exhibit one or more of the following traits:

- New products or technologies
- New distribution methods
- Rapid changes in industry conditions due to regulatory or other developments
- Changes in management or similar characteristics that may result not only in expected growth in revenues but in an accelerated or above average rate of earnings growth, which would usually be reflected in capital appreciation.

In addition, because smaller companies are less actively followed by stock analysts and less information is available on which to base stock price evaluations, the market may overlook favorable trends in particular smaller growth companies and then adjust its valuation more quickly once investor interest is gained.

Principal Risks

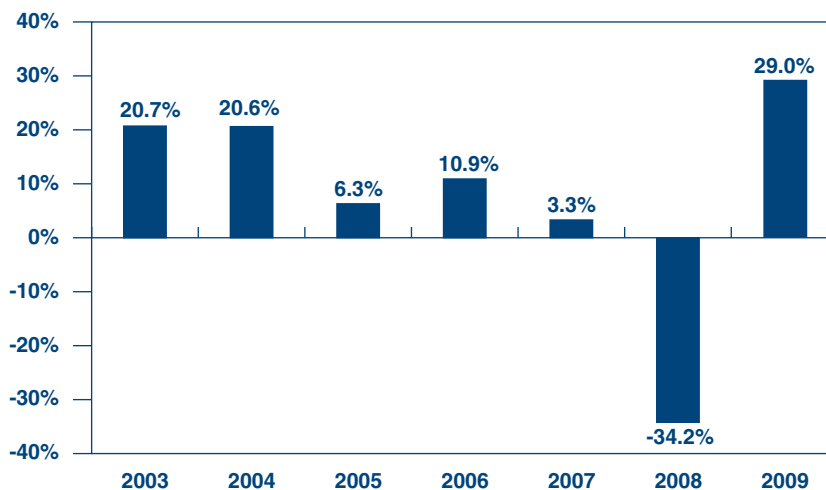
Investing in the Woodland Small Cap Value Fund involve the following risks:

- **Equity Risk.** The principal risk of investing in the Woodland Small Cap Value Fund is equity risk. Equity risk is the risk that the prices of the securities held by the Woodland Small Cap Value Fund will fall due to general market and economic conditions, perceptions regarding the industries in which the companies issuing the securities participate, and the issuer company's particular circumstances. Because the value of securities, and thus shares of the Fund could go down, you could lose money.
- **Value Investing Risk.** The Woodland Small Cap Value Fund invests in "value" stocks. The portfolio manager may be wrong in the assessment of a company's value and the stocks the Woodland Small Cap Value Fund holds may not reach what the portfolio manager believes are their full values. From time to time "value" investing falls out of favor with investors. During those periods, the Woodland Small Cap Value Fund's relative performance may suffer.
- **Fund and Management Risk.** The Woodland Small Cap Value Fund invests in stocks issued by smaller companies. The Woodland Small Cap Value Fund's price may decline if the market favors large or mid-size capitalization company stocks over stocks of small companies. If the portfolio manager's assessment of the value of the securities the Woodland Small Cap Value Fund holds is incorrect, or the events expected to increase value do not occur, then the value of the Woodland Small Cap Value Fund's shares may decline.
- **Small Capitalization Company Risk.** Investing in securities of small capitalization companies may involve greater risks than investing in larger, more established issuers. Smaller capitalization companies typically have relatively lower revenues, limited product lines and lack of management depth, and may have a smaller share of the market for their products or services, than larger capitalization companies. The stocks of smaller capitalization companies tend to have less trading volume than stocks of larger capitalization companies. Less trading volume may make it more difficult for our portfolio managers to sell securities of smaller capitalization companies at quoted market prices. Finally, there are periods when investing in smaller capitalization stocks fall out of favor with investors and the stocks of smaller capitalization companies underperform.
- **Non-Diversification Risk.** The Woodland Small Cap Value Fund is classified as a "non-diversified" investment company. Because the Woodland Small Cap Value Fund, as a non-diversified investment company, may invest in the securities of individual issuers to a greater extent than a "diversified" mutual fund, an investment in the Woodland Small Cap Value Fund may present greater risk to an investor than an investment in a diversified mutual fund because the investment risk may be concentrated in fewer securities.

Performance

The bar chart and table that follow provide an indication of the risks of investing in the Woodland Small Cap Value Fund by showing changes in the Woodland Small Cap Value Fund's Class AAA Shares performance from year to year and by showing how the Woodland Small Cap Value Fund's average annual returns for one year, five years, and the life of the Woodland Small Cap Value Fund compare with those of a broad-based securities market index. As with all mutual funds, the Woodland Small Cap Value Fund's past performance (before and after taxes) does not predict how the Woodland Small Cap Value Fund will perform in the future.

WOODLAND SMALL CAP VALUE FUND
(For the Years Ended December 31)



During the calendar years shown in the bar chart, the highest return for a quarter was 26.63% (quarter ended June 30, 2009) and the lowest return for a quarter was (27.77)% (quarter ended December 31, 2008).

| <u>Average Annual Total Returns</u> <u>(for the periods ended December 31, 2009)</u> | <u>Past</u> <u>One Year</u> | <u>Past</u> <u>Five Years</u> | <u>Since</u> <u>December 31,</u> <u>2002</u> |
|--|--------------------------------|----------------------------------|--|
| The Gabelli Woodland Small Cap Value Fund Class AAA Shares (first issued on 12/31/02) | | | |
| Return Before Taxes | 29.03% | 0.68% | 6.02% |
| Return After Taxes on Distributions | 29.03% | (0.95)% | 4.67% |
| Return After Taxes on Distributions and Sale of Fund Shares | 18.87% | 0.63% | 5.27% |
| Russell 2000 Index (reflects no deduction for fees, expenses, or taxes) | 27.17% | 0.51% | 3.51% |

After-tax returns are calculated using the historical highest individual federal marginal income tax rates and do not reflect the impact of state and local taxes. Actual after-tax returns depend on the investor's tax situation and may differ from those shown. After-tax returns shown are not relevant to investors who hold their Fund shares through tax-deferred arrangements, such as 401(k) plans or IRAs.

Management

The Adviser. Gabelli Funds, LLC serves as the Adviser to the Woodland Small Cap Value Fund.

The Portfolio Manager. Ms. Elizabeth M. Lily, CFA, has served as Portfolio Manager of the Woodland Small Cap Value Fund since its inception on December 31, 2002.

Purchase and Sale of Fund Shares, Taxes, and Payments to Broker-Dealers and Other Financial Intermediaries

For important information about purchase and sale of Fund shares, taxes, and financial intermediary compensation, please turn to “Other Information” on page 14.

Other Information

Purchase and Sale of Fund Shares

The minimum initial investment must be at least \$1,000 (\$250 for individual retirement accounts (“IRAs”), “Roth” IRAs, or “Coverdell” Education Saving Plans). There is no minimum initial investment in an automatic monthly investment plan. There are no subsequent minimum investments.

You can purchase or redeem shares of the Funds on any day the New York Stock Exchange (“NYSE”) is open for trading (a “Business Day”). You may purchase or redeem Fund shares by written request via mail (The Gabelli Funds, P.O. Box 8308, Boston, MA 02266-8308), by personal delivery (The Gabelli Funds, c/o BFDS, 30 Dan Road, Canton, MA 02021-2809), by bank wire, or through selected broker-dealers.

You may also redeem Fund shares by telephone at 1-800-GABELLI (1-800-422-3554), on the Internet at www.gabelli.com, or through an automatic cash withdrawal plan.

Tax Information

The Funds’ distributions will generally be taxable as ordinary income or long-term capital gains to taxable investors.

Payments to Broker-Dealers and Other Financial Intermediaries

If you purchase shares of a Fund through a broker-dealer or other financial intermediary (such as a bank), the Fund and its related companies may pay the intermediary for the sale of Fund shares and related services. These payments may create a conflict of interest by influencing the broker-dealer or other intermediary and your salesperson to recommend the Fund over another investment. Ask your salesperson or visit your financial intermediary’s Web site for more information.

INVESTMENT OBJECTIVES, STRATEGIES, AND RELATED RISKS

Generally:

Each Fund’s investment objective is fundamental and may not be changed without shareholder approval. Each Fund’s investment strategies are not fundamental and may be changed at any time by a vote of a majority of the Company’s Board of Directors (the “Board”) at any time without a vote of shareholders.

Investment Strategies:

The investment policy of each of the Small Cap Growth Fund, Equity Income Fund, and Woodland Small Cap Value Fund relating to the type of securities in which 80% of each Fund’s net assets must be

invested may be changed by the Board without shareholder approval. Shareholders will, however, receive at least 60 days' prior notice of any change in this policy.

Small Cap Growth Fund/Woodland Small Cap Value Fund

In selecting investments for the Small Cap Growth Fund and Woodland Small Cap Value Fund, the Adviser seeks issuers with a dominant market share or niche franchise in growing and/or consolidating industries. The Adviser considers for purchase the stocks of small capitalization (capitalization is the price per share multiplied by the number of shares outstanding) companies with experienced management, strong balance sheets, and rising free cash flow and earnings. The Adviser's goal is to invest long term in the stocks of companies trading at reasonable market valuations relative to perceived economic worth.

Frequently, smaller companies exhibit one or more of the following traits:

- New products or technologies
- New distribution methods
- Rapid changes in industry conditions due to regulatory or other developments
- Changes in management or similar characteristics that may result not only in expected growth in revenues but in an accelerated or above average rate of earnings growth, which would usually be reflected in capital appreciation.

In addition, because smaller companies are less actively followed by stock analysts and less information is available on which to base stock price evaluations, the market may overlook favorable trends in particular smaller growth companies and then adjust its valuation more quickly once investor interest is gained.

Equity Income Fund

In selecting investments for the Equity Income Fund, the Adviser focuses on issuers that:

- have strong free cash flow and pay regular dividends
- have potential for long-term earnings per share growth
- may be subject to a value catalyst, such as industry developments, regulatory changes, changes in management, sale or spin-off of a division, or the development of a profitable new business
- are well-managed
- will benefit from sustainable long-term economic dynamics, such as globalization of an issuer's industry or an issuer's increased focus on productivity or enhancement of services.

The Adviser also believes preferred stock and convertible securities of selected companies offer opportunities for capital appreciation as well as periodic income and may invest a portion of the Equity Income Fund's assets in such securities. This is particularly true in the case of companies that have performed below expectations. If a company's performance has been poor enough, its preferred stock and convertible debt securities will trade more like common stock than like a fixed income security and may result in above average appreciation if performance improves. Even if the credit quality of the company is not in question, the market price of the convertible security will reflect little or no element of conversion value if the price of its common stock has fallen substantially below the conversion price. This leads to the possibility of capital appreciation if the price of the common stock recovers.

Small Cap Growth Fund/Equity Income Fund/Woodland Small Cap Value Fund

When adverse market or economic conditions occur, the Funds may temporarily invest all or a portion of their assets in defensive investments. Such investments include fixed income securities and high-

quality money market instruments. When following a defensive strategy, the Funds will be less likely to achieve their investment goals.

Risks:

Investing in the Funds involve the following risks:

- **Equity Risk.** The principal risk of investing in the Funds is equity risk. Equity risk is the risk that the prices of the securities held by the Funds will fall due to general market and economic conditions, perceptions regarding the industries in which the companies issuing the securities participate, and the issuer company's particular circumstances. Because the value of securities, and thus shares of the Fund, could go down, you could lose money.
- **Value Investing Risk.** Each Fund invests in "value" stocks. The portfolio manager may be wrong in the assessment of a company's value and the stocks each Fund holds may not reach what the portfolio manager believes are their full values. From time to time "value" investing falls out of favor with investors. During those periods, each Fund's relative performance may suffer.
- **Fund and Management Risk.**
 - *Small Cap Growth Fund and Woodland Small Cap Value Fund only* — The Funds invest in stocks issued by smaller companies. Each Fund's price may decline if the market favors large or mid-size capitalization company stocks over stocks of small companies. If the portfolio manager's assessment of the value of the securities each Fund holds is incorrect, or the events expected to increase value do not occur, then the value of each Fund's shares may decline.
 - *Equity Income Fund only* — The Fund invests in stocks issued by companies believed by the portfolio manager to be undervalued and that have the potential to achieve significant capital appreciation. If the portfolio manager is incorrect in his assessment of the values of the securities it holds, or no event occurs which surfaces value, then the value of the Fund's shares may decline.
- **Small Capitalization Company Risk.** *Small Cap Growth Fund and Woodland Small Cap Value Fund only* — Investing in securities of small capitalization companies may involve greater risks than investing in larger, more established issuers. Smaller capitalization companies typically have relatively lower revenues, limited product lines and lack of management depth, and may have a smaller share of the market for their products or services, than larger capitalization companies. The stocks of smaller capitalization companies tend to have less trading volume than stocks of larger capitalization companies. Less trading volume may make it more difficult for our portfolio managers to sell securities of smaller capitalization companies at quoted market prices. Finally, there are periods when investing in smaller capitalization stocks fall out of favor with investors and the stocks of smaller capitalization companies underperform.
- **Interest Rate Risk and Credit Risk.** *Equity Income Fund only* — Investments in preferred stock and securities convertible into or exchangeable for common or preferred stock involve interest rate risk and credit risk. When interest rates decline, the value of such securities generally rises. Conversely, when interest rates rise, the value of such securities generally declines. It is also possible that the issuer of a security will not be able to make interest and principal payments when due.
- **Low Credit Quality Risk.** *Equity Income Fund only* — From time to time, up to 5% of the Fund's portfolio holdings in preferred stock and convertible securities may be invested in below investment grade quality. Lower rated preferred stock and convertible securities are subject to

greater credit risk, greater price volatility, and a greater risk of loss than investment grade securities. There may be less of a market for lower rated preferred stock and convertible securities, which could make it harder to sell them at an acceptable price.

- **Non-Diversification Risk.** *Woodland Small Cap Value Fund only* — The Fund is classified as a “non-diversified” investment company. Because the Fund, as a non-diversified investment company, may invest in the securities of individual issuers to a greater extent than a “diversified” mutual fund, an investment in the Fund may present greater risk to an investor than an investment in a diversified mutual fund because the investment risk may be concentrated in fewer securities.

Portfolio Holdings. A description of each Fund’s policies and procedures with respect to the disclosure of its portfolio securities is available in the Funds’ SAI.

MANAGEMENT OF THE FUNDS

The Adviser. Gabelli Funds, LLC, with its principal offices located at One Corporate Center, Rye, New York 10580-1422, serves as investment adviser to the Funds. The Adviser makes investment decisions for the Funds and continuously reviews and administers the Funds’ investment program and manages the operations of each Fund under the general supervision of the Company’s Board. The Adviser also manages several other open-end and closed-end investment companies in the Gabelli/GAMCO family of funds. The Adviser is a New York limited liability company organized in 1999 as successor to GGCP, Inc., a Wyoming corporation originally organized in 1980 in New York. The Adviser is a wholly-owned subsidiary of GAMCO Investors, Inc. (“GBL”), a publicly held company listed on the NYSE.

As compensation for its services and the related expenses borne by the Adviser, for the fiscal year ended September 30, 2009, each of the Small Cap Growth, Equity Income, and Woodland Small Cap Value Funds is contractually obligated to pay the Adviser an advisory fee computed daily and payable monthly equal to 1.00% of the value of each Fund’s average daily net assets. For the fiscal year ended September 30, 2009, the Adviser waived its fees and/or reimbursed expenses of the Woodland Small Cap Value Fund.

With respect to the Woodland Small Cap Value Fund the Adviser has contractually agreed to waive its investment advisory fee and/or reimburse expenses to the extent necessary to maintain Total Annual Fund Operating Expenses (excluding brokerage, interest, taxes, acquired fund fees and expenses, distribution expenses in excess of .25% per year and extraordinary expenses) at no more than 2.00% of its average daily net assets. The fee waiver and expense reimbursement arrangement is in effect through January 31, 2011 and may not be terminated by the Adviser before such time. In addition, the Woodland Small Cap Value Fund has agreed, during the two year period following any waiver or reimbursement by the Adviser, to repay such amount to the extent that after giving effect to the repayment, such adjusted Total Annual Fund Operating Expenses for Class AAA Shares would not exceed 2.00% of the Woodland Small Cap Value Fund.

Each Fund’s semi-annual report to shareholders for the period ending March 31, 2009 contained a discussion of the basis of the Board’s determination to continue the investment advisory arrangements as described above.

Regulatory Matters. On April 24, 2008, the Adviser entered into an administrative settlement with the Securities and Exchange Commission (“SEC”) to resolve the SEC’s inquiry regarding prior frequent trading activity in shares of the GAMCO Global Growth Fund (the “Global Growth Fund”) by one

investor who was banned from the Global Growth Fund in August 2002. In the settlement, the SEC found that the Adviser had violated Section 206(2) of the Investment Advisers Act, Section 17(d) of the Investment Company Act of 1940, as amended (the “1940 Act”) and Rule 17d-1 thereunder, and had aided and abetted and caused violations of Section 12(d)(1)(B)(i) of the 1940 Act. Under the terms of the settlement, the Adviser, while neither admitting nor denying the SEC’s findings and allegations, agreed, among other things, to pay the previously reserved total of \$16 million (including a \$5 million penalty), of which at least \$11 million will be distributed to shareholders of the Global Growth Fund in accordance with a plan developed by an independent distribution consultant, and approved by the independent directors of the Global Growth Fund and staff of the SEC, and cease and desist from future violations of the above-referenced federal securities laws. The settlement did not have a material adverse impact on the Adviser or its ability to fulfill its obligations under the investment advisory agreement. On the same day, the SEC filed a civil action against the Executive Vice President and Chief Operating Officer of the Adviser, alleging violations of certain federal securities laws arising from the same matter. The officer is also an officer of the Global Growth Fund and other funds in the Gabelli/GAMCO fund complex. The officer denies the allegations and is continuing in his positions with the Adviser and the funds. The Adviser currently expects that any resolution of the action against the officer will not have a material adverse impact on the Adviser or its ability to fulfill its obligations under the investment advisory agreement.

The Portfolio Managers. Mr. Mario J. Gabelli, CFA, is primarily responsible for the day-to-day management of the Small Cap Growth Fund and Equity Income Fund. Mr. Gabelli has been Chairman, Chief Executive Officer, and Chief Investment Officer—Value Portfolios of the Adviser and its predecessor since inception, as well as its parent company, GBL. Mr. Gabelli also acts as Chief Executive Officer and Chief Investment Officer-Value Portfolios of GAMCO Asset Management Inc., a wholly-owned subsidiary of GBL, and is an officer or director of various other companies affiliated with GBL. The Adviser relies to a considerable extent on the expertise of Mr. Gabelli, who may be difficult to replace in the event of his death, disability, or resignation.

Elizabeth M. Lilly, CFA, is primarily responsible for the day-to-day management of the Woodland Small Cap Value Fund. In November 2002, Ms. Lilly joined GAMCO Investors, Inc. as Senior Vice President and Portfolio Manager of Gabelli Funds, LLC and GAMCO Asset Management Inc.

The Funds’ SAI provides additional information about the portfolio managers’ compensation, other accounts managed by them, and their ownership of securities in the Funds they manage.

Rule 12b-1 Plan. Each Fund has adopted a plan under Rule 12b-1 (the “Plan”) which authorizes payments by each Fund on an annual basis of 0.25% of its average daily net assets attributable to Class AAA Shares to finance distribution of its Class AAA Shares or pay shareholder service fees. Each Fund may make payments under its Plan for the purpose of financing any activity primarily intended to result in the sales of Class AAA Shares of the respective Fund or pay shareholder service fees. To the extent any activity is one that the Funds may finance without a distribution plan, the Funds may also make payments to compensate such activity outside of the Plan and not be subject to its limitations. Because payments under the Plan are paid out of each Fund’s assets on an ongoing basis, over time these fees will increase the cost of your investment and may cost you more than paying other types of sales charges. Due to the payment of 12b-1 fees, long-term shareholders may indirectly pay more than the equivalent of the maximum permitted front-end sales charge.

PURCHASE OF SHARES

Who May Want to Invest:

The Fund's Class AAA Shares offered herein are offered only to (1) clients of financial intermediaries (i) that charge such clients an ongoing fee for advisory, investment, consulting, or a similar service, or (ii) where the Distributor has entered into an agreement permitting the financial intermediary to offer Class AAA Shares through its mutual fund supermarket network or platform, and (2) customers of the Distributor. You can purchase Fund shares on any Business Day.

Small Cap Growth Fund

You May Want to Invest in the Fund if:

- you are a long-term investor
- you seek growth of capital
- you believe that the market will favor small capitalization stocks over the long term

Equity Income Fund

You May Want to Invest in the Fund if:

- you are a long-term investor
- you are seeking income as well as growth of capital

Woodland Small Cap Value Fund

You May Want to Invest in the Fund if:

- you are a long-term investor
- you seek growth of capital
- you believe that the market will favor small capitalization stocks over the long term
- **By Mail or In Person.** You may open an account by mailing a completed subscription order form with a check or money order payable to "The Gabelli Small Cap Growth Fund", "The Gabelli Equity Income Fund" or "The Gabelli Woodland Small Cap Value Fund" to:

By Mail

**The Gabelli Funds
P.O. Box 8308
Boston, MA 02266-8308**

By Personal Delivery

**The Gabelli Funds
c/o BFDS
30 Dan Road
Canton, MA 02021-2809**

You can obtain a subscription order form by calling 800-GABELLI (800-422-3554). Checks made payable to a third party and endorsed by the depositor are not acceptable. For additional investments, send a check to the above address with a note stating your exact name and account number, the name of the Fund(s), and class of shares you wish to purchase.

- **By Bank Wire.** To open an account using the bank wire transfer system, first telephone the Fund(s) at 800-GABELLI (800-422-3554) to obtain a new account number. Then instruct your bank to wire funds to:

State Street Bank and Trust Company
225 Franklin Street, Boston, MA 02110
ABA #011-0000-28 REF DDA #99046187
Re: The Gabelli _____ Fund
Account # _____
Account of [Registered Owners]

- **Through Selected Broker-Dealers.** By calling your broker-dealer representative whose firm has entered into an appropriate selling agreement with the Distributor.

If you are making an initial purchase, you should also complete and mail a subscription order form to the address shown under “By Mail.” Note that banks may charge fees for wiring funds, although the Funds’ Transfer Agent, State Street Bank and Trust Company (“State Street”), will not charge you for receiving wire transfers.

Share Price. The Funds sell their Class AAA Shares based on the net asset value per share (“NAV”) next determined after the time as of which the Funds receive your completed subscription order form and your payment. See “Pricing of Fund Shares” for a description of the calculation of the NAV.

Minimum Investments. Your minimum initial investment must be at least \$1,000. See “Retirement Plans/Education Savings Plans” and “Automatic Investment Plan” regarding minimum investment amounts applicable to such plans. There is no minimum for subsequent investments. Broker-dealers may have different minimum investment requirements.

Retirement Plans/Education Savings Plans. The Funds make available “IRA”, “Roth” IRA, and “Coverdell” Education Savings Plans for investment in Fund shares. Applications may be obtained from the Distributor by calling 800-GABELLI (800-422-3554). Self-employed investors may purchase shares of the Funds through tax-deductible contributions to existing retirement plans for self-employed persons, known as “Keogh” or “H.R.-10” plans. The Funds do not currently act as a sponsor to such plans. Fund shares may also be a suitable investment for other types of qualified pension or profit-sharing plans which are employer sponsored, including deferred compensation or salary reduction plans known as “401(k) Plans.” The minimum initial investment in all such retirement plans is \$250. There is no minimum subsequent investment requirement for retirement plans.

Automatic Investment Plan. The Funds offer an automatic monthly investment plan. There is no initial minimum investment for accounts establishing an automatic investment plan. Call the Distributor at 800-GABELLI (800-422-3554) for more details about the plan.

Telephone or Internet Investment Plan. You may purchase additional shares of the Funds by telephone and/or over the Internet if your bank is a member of the Automated Clearing House (“ACH”) system. You must have a completed, approved Investment Plan application on file with the Funds’ Transfer Agent. There is a minimum of \$100 for each telephone or Internet investment. However, you may split the \$100 minimum between two funds. To initiate an ACH purchase, please call 800-GABELLI (800-422-3554) or 800-872-5365 or visit our website at www.gabelli.com.

General. State Street will not issue share certificates unless you request them. Each Fund reserves the right to (i) reject any purchase order if, in the opinion of the Funds’ management, it is in the Fund’s best interest to do so, (ii) suspend the offering of shares for any period of time, and (iii) waive the Fund’s minimum purchase requirements.

Customer Identification Program. Federal law requires the Company, on behalf of the Funds, to obtain, verify, and record identifying information, which may include the name, residential or business

street address, date of birth (for an individual), social security or taxpayer identification number, or other identifying information, for each investor who opens or reopens an account with the Funds. Applications without the required information may be rejected or placed on hold until the Company verifies the account holder's identity.

Third Party Arrangements. The Adviser and its affiliates utilize a portion of their assets, which may include revenues received from 12b-1 fees, to pay all or a portion of the charges of various programs that make shares of the Funds available to their customers. Subject to tax limitations and approval by the Board on a fund-by-fund basis, each of the Funds may also make payments to third parties out of its own assets (other than 12b-1 payments), for a portion of the charges for these programs generally representing savings of expenses experienced by the Funds resulting from shareholders investing in the Funds through such programs rather than investing directly in the Funds.

The Adviser or an affiliate may, from time to time, at its expense out of its own financial resources (a source of which may be payment, under each Fund's distribution plans), make cash payments to some but not all brokers, dealers, or financial intermediaries for shareholder services, as an incentive to sell shares of the Funds, and/or to promote retention of their customers' assets in the Funds. These payments, sometimes referred to as "revenue sharing," do not change the price paid by investors to purchase the Funds' shares or the amount the Funds receive as proceeds from such sales. Revenue sharing payments may be made to brokers, dealers, and other financial intermediaries that provide services to the Funds or to shareholders in the Funds, including (without limitation) shareholder servicing, transaction processing, subaccounting services, marketing support, and/or access to sales meetings, sales representatives, and management representatives of the broker, dealer, or other financial intermediary. Revenue sharing payments may also be made to brokers, dealers, and other financial intermediaries for inclusion of a Fund on a sales list, including a preferred or select sales list, in other sales programs, or as an expense reimbursement in cases where the broker, dealer, or other financial intermediary provides shareholder services to Fund shareholders. Revenue sharing payments may be structured: (i) as a percentage of net sales; (ii) as a percentage of net assets; and/or (iii) as a fixed dollar amount.

The Adviser or an affiliate negotiates the level of payments described above to any particular broker, dealer, or other financial intermediary with each firm. Currently, such payments range from 0.10% to 0.40% per year of the average daily net assets of the applicable Fund(s) attributable to the particular firm depending on the nature and level of services and other factors.

REDEMPTION OF SHARES

You can redeem shares of the Funds on any Business Day. The Funds may temporarily stop redeeming their shares when the NYSE is closed or trading on the NYSE is restricted, when an emergency exists and the Funds cannot sell their shares or accurately determine the value of their assets, or if the SEC orders the Funds to suspend redemptions.

The Funds redeem their shares based on the NAV next determined after the time as of which the Funds receive your redemption request in proper form subject to a redemption fee described below. See "Pricing of Fund Shares" for a description of the calculation of NAV.

The Funds are intended for long-term investors and not for those who wish to trade frequently in Fund shares. The Funds believe that excessive short-term trading of Fund shares creates risks for the Funds and their long-term shareholders, including interference with efficient portfolio management, increased administrative and brokerage costs, and potential dilution in the value of Fund shares.

In order to discourage frequent short-term trading in Fund shares, each Fund imposes a 2.00% redemption fee (short-term trading fee) on shares that are redeemed or exchanged within seven (7) days or less after the date of a purchase. This fee is calculated based on the shares' aggregate NAV on the date of redemption and deducted from the redemption proceeds. The redemption fee is not a sales charge; it is retained by the Funds, and does not benefit the Funds' Adviser or any other third party. For purposes of computing the redemption fee, shares will be redeemed in reverse order of purchase (the latest shares acquired will be treated as being redeemed first). Redemptions to which the fee applies include redemption of shares resulting from an exchange made pursuant to each Fund's exchange privilege. The redemption fee will not apply to redemptions of shares where (i) the shares were purchased through automatic reinvestment of dividends or other distributions, (ii) the redemption is initiated by the Fund, (iii) the shares were purchased through programs that collect the redemption fee at the program level and remit them to the Fund, or (iv) the shares were purchased through programs that the Adviser determines to have appropriate anti-short-term trading policies in place or as to which the Adviser has received assurances that look-through redemption fee procedures or effective anti-short-term trading policies and procedures are in place. While each Fund has entered into information sharing agreements with financial intermediaries which contractually require such financial intermediaries to provide the Funds with information relating to its customers investing in each Fund through non-disclosed or omnibus accounts, the Funds cannot guarantee the accuracy of the information provided to it from financial intermediaries and may not always be able to track short-term trading effected through these financial intermediaries. In addition, because each Fund is required to rely on information provided by the financial intermediary as to the applicable redemption fee, the Funds cannot guarantee that the financial intermediary is always imposing such fee on the underlying shareholder in accordance with each Fund's policies. Subject to the exclusions discussed above, each Fund seeks to apply these policies uniformly.

Certain financial intermediaries may have procedures which differ from those of the Funds to collect the redemption fees or that prevent or restrict frequent trading. Investors should refer to their intermediary's policies on frequent trading restrictions.

Each Fund continues to reserve all rights, including the right to refuse any purchase request (including requests to purchase by exchange) from any person or group who, in the Fund's view, is likely to engage in excessive trading or if such purchase is not in the best interest of the Funds and to limit, delay, or impose other conditions on exchanges or purchases. Each Fund has adopted a policy of seeking to minimize short-term trading of its shares and monitors purchase and redemption activities to assist in minimizing short-term trading.

You may redeem shares through the Distributor or directly from the Funds through the Funds' Transfer Agent.

- **By Letter.** You may mail a letter requesting the redemption of shares to: **The Gabelli Funds, P.O. Box 8308, Boston, MA 02266-8308**. Your letter should state the name of the Fund(s) and the share class, the dollar amount or number of shares you wish to redeem, and your account number. You must sign the letter in exactly the same way the account is registered and, if there is more than one owner of shares, all owners must sign. A signature guarantee is required for each signature on your redemption letter. You can obtain a signature guarantee from financial institutions such as commercial banks, brokers, dealers, and savings associations. A notary public cannot provide a signature guarantee.
- **By Telephone or the Internet.** Unless you have requested that telephone or Internet redemptions from your account not be permitted, you may redeem your shares in an account (excluding

an IRA) directly registered with State Street by calling either 800-GABELLI (800-422-3554) or 800-872-5365 (617-328-5000 from outside the United States) or by visiting our website at www.gabelli.com. *You may not redeem fund shares held through an IRA through the Internet.* IRA holders should consult a tax adviser concerning the current tax rules applicable to IRAs. If State Street properly acts on telephone or Internet instructions after following reasonable procedures to protect against unauthorized transactions, neither State Street nor the Funds will be responsible for any losses due to unauthorized telephone or Internet transactions and instead you would be responsible. You may request that proceeds from telephone or Internet redemptions be mailed to you by check (if your address has not changed in the prior 30 days), forwarded to you by bank wire, or invested in another mutual fund advised by the Adviser (see “Exchange of Shares”). Among the procedures that State Street may use are passwords or verification of personal information. The Funds may impose limitations from time to time on telephone or Internet redemptions.

1. **Telephone or Internet Redemption By Check.** The Funds will make checks payable to the name in which the account is registered and normally will mail the check to the address of record within seven days.
 2. **Telephone or Internet Redemption By Bank Wire.** The Funds accept telephone or Internet requests for wire redemption in amounts of at least \$1,000. The Funds will send a wire to either a bank designated on your subscription order form or on a subsequent letter with a guaranteed signature. The proceeds are normally wired on the next Business Day.
- **Automatic Cash Withdrawal Plan.** You may automatically redeem shares on a monthly, quarterly, or annual basis if you have at least \$10,000 in your account and if your account is directly registered with State Street. Please call 800-GABELLI (800-422-3554) for more information about this plan.
 - **Through Selected Broker-Dealers.** By calling your broker-dealer representative whose firm has entered into an appropriate selling agreement with the Distributor.

Involuntary Redemption. Each Fund may redeem all shares in your account (other than an IRA) if that Fund’s value falls below \$1,000 as a result of redemptions (but not as a result of a decline in NAV). You will be notified in writing if a Fund initiates such action and that fund will allow 30 days for you to increase the value of your account to at least \$1,000.

Redemption Proceeds. A redemption request received by a Fund will be effected based on the NAV next determined after the time as of which the Fund, or, if applicable, its authorized designee receives the request. If you request redemption proceeds by check, the Fund will normally mail the check to you within seven days after receipt of your redemption request. If you purchased your Fund shares by check or through the Automatic Investment Plan, you may not receive proceeds from your redemption until the check clears, which may take up to as many as 10 days following purchase. While a Fund will delay the processing of the redemption payment until the check clears, your shares will be valued at the next determined NAV after receipt of your redemption request.

Redemption in Kind. In certain circumstances, a Fund may pay your redemption proceeds wholly or partially in portfolio securities. Where applicable, payments would be made in portfolio securities only in the rare instance that the Company’s Board believes that it would be in a Fund’s best interest not to pay redemption proceeds in cash.

EXCHANGE OF SHARES

You can exchange shares of each Fund you hold for shares of the same class of certain other funds managed by the Adviser or its affiliates based on their relative NAVs. To obtain a list of the funds whose shares you may acquire through an exchange, call 800-GABELLI (800-422-3554). You may also exchange your shares for shares of a money market fund managed by the Adviser or its affiliates. Each Fund or any of the other funds may impose limitations on, or terminate, the exchange privilege with respect to such fund or any investor at any time. You will be given notice 60 days prior to any material change in the exchange privilege.

In effecting an exchange:

- you must meet the minimum investment requirements for the fund whose shares you wish to purchase through exchange;
- if you are exchanging into a fund with a higher sales charge, you must pay the difference at the time of exchange;
- if you are exchanging from a fund with a redemption fee applicable to the redemption involved in your exchange, you must pay the redemption fee at the time of exchange;
- you may realize a taxable gain or loss;
- you should read the prospectus of the fund whose shares you are purchasing through exchange. Call 800-GABELLI (800-422-3554) or visit our website at www.gabelli.com to obtain the prospectus; and
- you should be aware that brokers may charge a fee for handling an exchange for you.

You may exchange shares through the Distributor, directly through the Funds, or through a registered broker-dealer or other financial intermediary.

- **Exchange by Telephone.** You may give exchange instructions by telephone by calling 800-GABELLI (800-422-3554). You may not exchange shares by telephone if you hold share certificates.
- **Exchange by Mail.** You may send a written request for exchanges to: **The Gabelli Funds, P.O. Box 8308, Boston, MA 02266-8308.** Your letter should state your name, your account number, the dollar amount or number of shares you wish to exchange, the name and class of the fund(s) whose shares you wish to exchange, and the name of the fund(s) whose shares you wish to acquire.
- **Exchange through the Internet.** You may also give exchange instructions via the Internet at www.gabelli.com. You may not exchange shares through the Internet if you hold share certificates. The Funds may impose limitations from time to time on Internet exchanges.

Your broker may charge you a processing fee for assisting you in purchasing or redeeming shares of the Funds. This charge is set by your broker, does not benefit the Funds or the Adviser in any way, and would be in addition to other sales charges and other costs, if any, described in this Prospectus and must be disclosed to you by your broker.

PRICING OF FUND SHARES

The NAV of each Fund's Class AAA Shares is calculated on each Business Day. The NYSE is open Monday through Friday, but currently is scheduled to be closed on New Year's Day, Martin Luther King, Jr. Day, Presidents' Day, Good Friday, Memorial Day, Independence Day, Labor Day, Thanksgiving Day, and Christmas Day and on the preceding Friday or subsequent Monday when a holiday falls on a Saturday or Sunday, respectively.

Each Fund's NAV is determined as of the close of regular trading on the NYSE, normally 4:00 p.m., Eastern Time. Each Fund's NAV is computed by dividing the value of the applicable Fund's net assets (*i.e.* the value of its securities and other assets less its liabilities, including expenses payable or accrued but excluding capital stock and surplus) attributable to the Class AAA Shares by the total number of its Class AAA Shares outstanding at the time the determination is made. The price of Fund shares for the purpose of purchase and redemption orders will be based upon the calculation of NAV next made as of a time after the time as of which the purchase or redemption order is received in proper form.

Portfolio securities listed or traded on a nationally recognized securities exchange or traded in the U.S. over-the-counter market for which market quotations are readily available are valued at the last quoted sale price or a market's official closing price as of the close of business on the day the securities are being valued. If there were no sales that day, the security is valued at the average of the closing bid and asked prices or, if there were no asked prices quoted on that day, then the security is valued at the closing bid price on that day. If no bid or asked prices are quoted on such day, the security is valued at the most recently available price or, if the Board so determines, by such other method as the Board shall determine in good faith to reflect its fair market value. Portfolio securities traded on more than one national securities exchange or market are valued according to the broadest and most representative market, as determined by the Adviser.

Portfolio securities primarily traded on a foreign market are generally valued at the preceding closing values of such securities on the relevant market, but may be fair valued pursuant to procedures established by the Board if market conditions change significantly after the close of the foreign market but prior to the close of business of the Fund on the day the securities are being valued. Debt instruments with remaining maturities of 60 days or less that are not credit impaired are valued at amortized cost, unless the Board determines such amount does not reflect the instrument's fair value, in which case these instruments will be fair valued as determined by the Board. Debt instruments having a maturity greater than 60 days for which market quotations are readily available are valued at the average of the latest bid and asked prices. If there were no asked prices quoted on such day, the instrument is valued using the closing bid price. Futures contracts are valued at the closing settlement price of the exchange or board of trade on which the applicable contract is traded.

Securities and other assets for which market quotations are not readily available are fair valued as determined by the Board. Fair valuation methodologies and procedures may include, but are not limited to: analysis and review of available financial and non-financial information about the company; comparisons to the valuation and changes in valuation of similar securities, including a comparison of foreign securities to the equivalent U.S. dollar value American Depositary Receipt securities at the close of the relevant U.S. exchange; and evaluation of any other information that could be indicative of the value of the security.

DIVIDENDS AND DISTRIBUTIONS

The Funds intend to pay dividends monthly for the Equity Income Fund and annually for the Small Cap Growth Fund and Woodland Small Cap Value Fund and capital gain distributions, if any, on an annual basis. You may have dividends and/or capital gain distributions that are declared by the Funds automatically reinvested at NAV in additional shares of the Funds. You will make an election to receive distributions in cash and/or Fund(s) shares at the time you first purchase your shares. You may change this election by notifying the Funds or your broker in writing at any time prior to the record date for a particular dividend or distribution. There are no sales or other charges in connection with the reinvestment of dividends and

capital gain distributions. Shares purchased through reinvestment will receive a price based on the NAV on the reinvestment date, which is typically the date dividends or capital gains are paid to shareholders. There can be no assurance that the Funds will pay any dividends or realize any capital gains or other income. The Equity Income Fund has adopted a policy to distribute a fixed amount each month to each class of shares. The Board of Directors may change or eliminate this policy at any time.

TAX INFORMATION

The Funds expect that distributions will consist primarily of investment company taxable income and net capital gains. Dividends out of investment company taxable income and distributions of net short-term capital gains (*i.e.* gains from securities held by the Funds for one year or less) are taxable to you as ordinary income, except that certain qualified dividends are eligible for a reduced rate. Distributions of net long-term capital gains are taxable to you at long-term capital gain rates no matter how long you have owned your shares. The current distribution policy of the Equity Income Fund is to pay a fixed amount on a monthly basis for each class of shares. To the extent such distributions are made from current earnings and profits, they are considered ordinary income or long term capital gains. This policy may restrict the Equity Income Fund's ability to pay out all of its net realized long term capital gains as a Capital Gain Dividend. Also, to the extent the Equity Income Fund has a capital loss carry forward, net capital gains in a subsequent year will be offset and any current earnings and profits will be treated as ordinary income. The Funds' distributions, whether you receive them in cash or reinvest them in additional shares of the Fund(s), generally will be subject to federal, state, and/or local taxes. A redemption of the Funds' shares or an exchange of the Funds' shares for shares of another fund will be treated for tax purposes as a sale of the Funds' shares, and any gain you realize on such a transaction generally will be taxable. Foreign shareholders may be subject to a federal withholding tax.

This summary of tax consequences is intended for general information only and is subject to change by legislative or administrative action, and any such change may be retroactive. A more complete discussion of the tax rules applicable to you can be found in the SAI that is incorporated by reference into this Prospectus. You should consult a tax adviser concerning the tax consequences of your investment in the Funds.

MAILINGS TO SHAREHOLDERS

In our continuing efforts to reduce duplicative mail and Fund expenses, we currently send a single copy of prospectuses and shareholder reports to your household even if more than one family member in your household owns the same fund or funds described in the prospectus or report. Additional copies of our prospectuses and reports may be obtained by calling 800-GABELLI (800-422-3554). If you do not want us to continue to consolidate your fund mailings and would prefer to receive separate mailings at any time in the future, please call us at the telephone number above and we will resume separate mailings, in accordance with your instructions, within 30 days of your request.

E-DELIVERY TO SHAREHOLDERS

The Funds offer electronic delivery of Fund documents. Direct shareholders of the Funds can elect to receive the Funds' annual, semi-annual, and quarterly Fund reports, manager commentaries, and prospectuses via e-delivery. For more information or to sign up for e-delivery, please visit the Funds' website at www.gabelli.com.

DESCRIPTION OF BENCHMARKS

Russell 2000 Index

The Russell 2000 Index is an unmanaged index of the 2000 smallest common stocks in the Russell 3000 Index, which contains the 3000 largest stocks in the U.S. based on total market capitalization, consisting of a broad base of small cap common stocks. The index figures do not reflect any deduction for fees, expenses, or taxes. You cannot invest directly in the Russell 2000 Index.

S&P 500 Index

The S&P 500 Index is a widely recognized, unmanaged index of common stocks. The index figures do not reflect any deductions for fees, expenses or taxes. You cannot invest directly in the S&P 500 Index.

FINANCIAL HIGHLIGHTS

The financial highlights tables are intended to help you understand the financial performance of each Fund for the past five fiscal years. The total returns in the tables represent the rate that an investor would have earned or lost on an investment in each Fund's Class AAA Shares (assuming reinvestment of all dividends and distributions). This information has been audited by Ernst & Young LLP, independent registered public accounting firm, whose report, along with each Fund's financial statements and related notes, are included in each Fund's annual report, which is available upon request.

The Gabelli Small Cap Growth Fund Financial Highlights

Selected data for a share of capital stock outstanding throughout each period:

| Period Ended September 30 | Income from Investment Operations | | | Distributions | | | Ratios to Average Net Assets/ Supplemental Data | | | | | | |
|---------------------------|--------------------------------------|----------------------------|--|----------------------------------|----------------------------------|---------------------|---|--------------------------------|---------------|-------------------------------------|------------------------|---|---------------------------|
| | Net Asset Value, Beginning of Period | Net Investment Loss(a)/(b) | Net Realized and Unrealized Gain (Loss) on Investments | Total from Investment Operations | Net Realized Gain on Investments | Total Distributions | Redemption Fees(a) | Net Asset Value, End of Period | Total Return† | Net Assets End of Period (in 000's) | Net Investment Loss(b) | Operating Expenses Before Reductions(c) | Portfolio Turnover Rate†† |
| Class AAA | | | | | | | | | | | | | |
| 2009 | \$28.20 | \$(0.02) | \$(0.92) | \$(0.94) | \$(1.45) | \$(1.45) | \$0.00(d) | \$25.81 | (1.70)% | \$1,167,114 | (0.09)% | 1.48% | 25% |
| 2008 | 34.37 | (0.00)(d) | (4.62) | (4.62) | (1.55) | (1.55) | 0.00(d) | 28.20 | (13.98) | 995,613 | (0.01) | 1.43 | 26 |
| 2007 | 30.41 | (0.01) | 6.42 | 6.41 | (2.45) | (2.45) | 0.00(d) | 34.37 | 21.95 | 1,002,577 | (0.04) | 1.42 | 15 |
| 2006 | 29.97 | (0.03) | 2.53 | 2.50 | (2.06) | (2.06) | 0.00(d) | 30.41 | 8.88 | 727,521 | (0.09) | 1.44 | 6 |
| 2005 | 25.88 | (0.01) | 5.25 | 5.24 | (1.15) | (1.15) | 0.00(d) | 29.97 | 20.58 | 732,965 | (0.03) | 1.44 | 6 |

† Total return represents aggregate total return of a hypothetical \$1,000 investment at the beginning of the period and sold at the end of the period including reinvestment of distributions.

†† Effective in 2008, a change in accounting policy was adopted with regard to the calculation of the portfolio turnover rate to include cash proceeds due to mergers. Had this policy been adopted retroactively, the portfolio turnover rate for the year ended September 30, 2007 would have been 21%. The portfolio turnover rate for the years ended September 2006 and 2005 would have been as shown.

- (a) Per share amounts have been calculated using the average shares outstanding method.
- (b) Due to capital share activity throughout the period, net investment income per share and the ratio to average net assets are not necessarily correlated among the different classes of shares.
- (c) Before reduction of custodian fee credits and advisory fee reduction on unsupervised assets for the year ended September 30, 2009.
- (d) Amount represents less than \$0.005 per share.

The Gabelli Equity Income Fund Financial Highlights

Selected data for a share of capital stock outstanding throughout each period:

| Period Ended September 30 of | Income from Investment Operations | | | | | Distributions | | | | Ratios to Average Net Assets/ Supplemental Data | | | | | |
|------------------------------|--------------------------------------|--------------------------|--|----------------------------------|-----------------------|----------------------------------|-------------------|---------------------|--------------------|---|---------------|-------------------------------------|-----------------------|-----------------------|---------------------------|
| | Net Asset Value, Beginning of Period | Net Investment Income(a) | Net Realized and Unrealized Gain (Loss) on Investments | Total from Investment Operations | Net Investment Income | Net Realized Gain on Investments | Return of Capital | Total Distributions | Redemption Fees(a) | Net Asset Value, End of Period | Total Return† | Net Assets End of Period (in 000's) | Net Investment Income | Operating Expenses(b) | Portfolio Turnover Rate†† |
| Class AAA | | | | | | | | | | | | | | | |
| 2009 | \$18.00 | \$0.21 | \$(0.71) | \$(0.50) | \$(0.21) | — | \$(0.15) | \$(0.36) | \$0.00(c) | \$17.14 | (2.34)% | \$1,088,655 | 1.46% | 1.50% | 17% |
| 2008 | 22.98 | 0.18 | (4.43) | (4.25) | (0.17) | \$(0.40) | (0.16) | (0.73) | 0.00(c) | 18.00 | (18.95) | 1,135,543 | 0.87 | 1.43 | 22 |
| 2007 | 20.23 | 0.22 | 3.37 | 3.59 | (0.39) | (0.45) | — | (0.84) | 0.00(c) | 22.98 | 18.19 | 1,191,351 | 1.01 | 1.43 | 12 |
| 2006 | 18.72 | 0.38 | 1.68 | 2.06 | (0.36) | (0.19) | — | (0.55) | 0.00(c) | 20.23 | 11.25 | 794,375 | 1.98 | 1.46 | 14 |
| 2005 | 16.73 | 0.24 | 2.41 | 2.65 | (0.24) | (0.42) | — | (0.66) | 0.00(c) | 18.72 | 16.09 | 580,081 | 1.33 | 1.46 | 11 |

† Total return represents aggregate total return of a hypothetical \$1,000 investment at the beginning of the period and sold at the end of the period including reinvestment of distributions.

†† Effective in 2008, a change in accounting policy was adopted with regard to the calculation of the portfolio turnover rate to include cash due to mergers. Had this policy been adopted retroactively, the portfolio turnover rate for the fiscal years ended September 30, 2007, 2006, and 2005 would have been 20%, 34%, and 26%, respectively.

(a) Per share amounts have been calculated using the average shares outstanding method.

(b) The ratios do not include a reduction of expenses for custodian fee credits on cash balances maintained with the custodian. Including such custodian fee credits, the expense ratios for the year ended September 30, 2006 would have been 1.45%, for Class AAA. For the years ended September 30, 2009, 2008, 2007, and 2005, the effect of the custodian fee credits was minimal.

(c) Amount represents less than \$0.005 per share.

The Gabelli Woodland Small Cap Value Fund Financial Highlights

Selected data for a share of capital stock outstanding throughout each period:

| Period Ended September 30 | Income from Investment Operations | | | | Distributions | | | Ratios to Average Net Assets/ Supplemental Data | | | | | | |
|---------------------------|--------------------------------------|------------------------------------|--|-----------------------------|-----------------------|----------------------------------|---------------------|--|---------------|-------------------------------------|---------------------------------|---|---|---------------------------|
| | Net Asset Value, Beginning of Period | Net Investment Income (Loss)(a)(b) | Net Realized and Unrealized Gain (Loss) on Investments | Total Investment Operations | Net Investment Income | Net Realized Gain on Investments | Total Distributions | Net Asset Value, End of Period | Total Return† | Net Assets End of Period (in 000's) | Net Investment Income (Loss)(b) | Expenses Net of Waivers/Reimbursements(c) | Expenses Before Waivers/Reimbursements(d) | Portfolio Turnover Rate†† |
| Class AAA | | | | | | | | | | | | | | |
| 2009 | \$ 9.30 | \$(0.07) | \$(0.92) | \$(0.99) | — | \$(0.41) | \$(0.41) | \$ 7.90 | (8.99)% | \$ 5,462 | (1.04)% | 2.01%(f) | 3.34% | 62% |
| 2008 | 12.61 | 0.08 | (1.43) | (1.51) | — | (1.80) | (1.80) | 9.30 | (13.20) | 7,327 | (0.80) | 2.01(f) | 2.52 | 58 |
| 2007 | 13.35 | 0.05 | 2.44 | 2.49 | \$(0.06) | (3.17) | (3.23) | 12.61 | 20.71 | 9,040 | 0.38 | 2.01(f) | 2.33 | 51 |
| 2006 | 14.64 | (0.12) | 0.07 | (0.05) | — | (1.24) | (1.24) | 13.35 | (0.35) | 9,137 | (0.84) | 2.01(f) | 2.31 | 59 |
| 2005 | 12.79 | (0.11) | 2.69 | 2.58 | — | (0.73) | (0.73) | 14.64 | 20.67 | 11,839 | (0.78) | 2.01 | 2.99 | 35 |

† Total return represents aggregate total return of a hypothetical \$1,000 investment at the beginning of the period and sold at the end of the period including reinvestment of distributions.

†† Effective in 2008, a change in accounting policy was adopted with regard to the calculation of the portfolio turnover rate to include cash due to mergers. Had this policy been adopted retroactively, the portfolio turnover rate for the years ended September 30, 2007, 2006, and 2005 would have been as shown.

- (a) Per share amounts have been calculated using the average shares outstanding method.
- (b) Due to capital share activity throughout the fiscal year, net investment income per share and the ratio to average net assets are not necessarily correlated among the different classes of shares.
- (c) The ratios do not include a reduction of expenses for custodian fee credits on cash balances maintained with the custodian. Including such custodian fee credits, the expense ratios for the fiscal year ended September 30, 2005 would have been 2.00%. For the years ended September 30, 2009, 2008, 2007, and 2006, the effect of the custodian fee credits was minimal. For the year ended September 30, 2009, there were no custodian fee credits.
- (d) During the period, expenses were voluntarily reduced and/or reimbursed. If such fee reductions and/or reimbursements had not occurred, the ratio would have been as shown.
- (e) Amount represents less than \$0.005 per share.
- (f) The Fund incurred interest expense during the years ended September 30, 2009, 2008, 2007, and 2006. If interest expense had not been incurred, the ratios of operating expenses to average net assets would have been 2.00% for each year.

GABELLI FUNDS AND YOUR PERSONAL PRIVACY

Who are we?

The Gabelli/GAMCO Funds are investment companies registered with the Securities and Exchange Commission under the Investment Company Act of 1940, as amended. We are managed by Gabelli Funds, LLC and Teton Advisors, Inc. (formerly Gabelli Advisers, Inc.) which are affiliated with GAMCO Investors, Inc. GAMCO Investors, Inc. is a publicly held company that has subsidiaries which provide investment advisory or brokerage services for a variety of clients.

What kind of non-public information do we collect about you if you become a Gabelli customer?

If you apply to open an account directly with us, you will be giving us some non-public information about yourself. The non-public information we collect about you is:

- *Information you give us on your application form.* This could include your name, address, telephone number, social security number, bank account number, and other information.
- *Information about your transactions with us, any transactions with our affiliates, and transactions with the entities we hire to provide services to you.* This would include information about the shares that you buy or redeem. If we hire someone else to provide services — like a transfer agent — we will also have information about the transactions you conduct through them.

What information do we disclose and to whom do we disclose it?

We do not disclose any non-public personal information about our customers or former customers to anyone, other than our affiliates, our service providers who need to know such information, and as otherwise permitted by law. If you want to find out what the law permits, you can read the privacy rules adopted by the Securities and Exchange Commission. They are in volume 17 of the Code of Federal Regulations, Part 248. The Securities and Exchange Commission often posts information about its regulations on its website, www.sec.gov.

What do we do to protect your personal information?

We restrict access to non-public personal information about you to the people who need to know that information in order to provide services to shareholders of the Fund and to ensure that we are complying with the laws governing the securities business. We maintain physical, electronic, and procedural safeguards to keep your personal information confidential.

This is not part of the Prospectus.

Gabelli Equity Series Funds, Inc.

The Gabelli Small Cap Growth Fund

The Gabelli Equity Income Fund

The Gabelli Woodland Small Cap Value Fund

Class AAA Shares

For More Information:

For more information about the Funds, the following documents are available free upon request:

Annual/Semi-annual Reports:

Each Fund's semi-annual and audited annual reports to shareholders contain additional information on the Funds' investments. In each Fund's annual report, you will find a discussion of the market conditions and investment strategies that significantly affected each Fund's performance during its last fiscal year.

Statement of Additional Information (SAI):

The SAI provides more detailed information about the Funds, including their operations and investment policies. It is incorporated by reference, and is legally considered a part of this Prospectus.

You can obtain free copies of these documents and prospectuses of other funds in the Gabelli/GAMCO family, or request other information and discuss your questions about the Funds by mail, toll-free phone, or the internet as follows:

Gabelli Equity Series Funds, Inc.

One Corporate Center

Rye, NY 10580-1422

Telephone: 800-GABELLI (800-422-3554)

www.gabelli.com

You can also review and/or copy the Funds' Prospectuses, annual/semi-annual reports, and SAI at the Public Reference Room of the SEC in Washington, D.C. You can get text-only copies:

- Free from the Funds' website at www.gabelli.com.
- For a fee, by electronic request at publicinfo@sec.gov, by writing to the Public Reference Section of the SEC, Washington, D.C. 20549-1520, or by calling 202-551-8090.
- Free from the EDGAR Database on the SEC's website at www.sec.gov.