

**Gabelli Equity Series Funds, Inc.**  
The Gabelli Small Cap Growth Fund  
The Gabelli Equity Income Fund  
The Gabelli Focus Five Fund  
(each a “Fund” and collectively, the “Funds”)  
One Corporate Center  
Rye, New York 10580-1422  
**800-GABELLI**  
(800-422-3554)  
fax: 914-921-5118  
website: [www.gabelli.com](http://www.gabelli.com)  
e-mail: [info@gabelli.com](mailto:info@gabelli.com)

**Questions?**  
Call 800-GABELLI  
or your investment representative.

### Table of Contents

<b>Summary of the Funds</b>	
<b>Gabelli Small Cap Growth Fund</b> . . . . .	2
<b>Gabelli Equity Income Fund</b> . . . . .	8
<b>Gabelli Focus Five Fund</b> . . . . .	14
<b>Other Information</b> . . . . .	20
<b>Investment Objectives, Investment Strategies, and Related Risks</b> . . . . .	21
<b>Management of the Funds</b> . . . . .	25
<b>Index Descriptions</b> . . . . .	26
<b>Classes of Shares</b> . . . . .	27
<b>Purchase of Shares</b> . . . . .	33
<b>Redemption of Shares</b> . . . . .	37
<b>Exchange of Shares</b> . . . . .	40
<b>Pricing of Fund Shares</b> . . . . .	41
<b>Dividends and Distributions</b> . . . . .	42
<b>Tax Information</b> . . . . .	43
<b>Mailings and E-Delivery to Shareholders</b> . . . . .	44
<b>Financial Highlights</b> . . . . .	45
<b>Appendix A</b> . . . . .	49

# Gabelli Equity Series Funds, Inc. (the “Company”)

<u>Fund</u>	<u>Class</u>	<u>Ticker Symbol</u>
The Gabelli Small Cap Growth Fund	AAA	GABSX
	A	GCASX
	C	GCCSX
	I	GACIX
	T	GATIX
The Gabelli Equity Income Fund	AAA	GABEX
	A	GCAEX
	C	GCCSX
	I	GCIEX
	T	GCTEX
The Gabelli Focus Five Fund	AAA	GWSVX
	A	GWSAX
	C	GWSCX
	I	GWSIX
	T	GWSTX

## **PROSPECTUS**

*January 26, 2018*

*The Securities and Exchange Commission has not approved or disapproved the shares described in this Prospectus or determined whether this Prospectus is accurate or complete. Any representation to the contrary is a criminal offense.*

**GABELLI SMALL CAP GROWTH FUND**  
(the “Small Cap Growth Fund”)

***Investment Objective***

The Small Cap Growth Fund seeks to provide a high level of capital appreciation.

***Fees and Expenses of the Small Cap Growth Fund:***

This table describes the fees and expenses that you may pay if you buy and hold the following classes of shares of the Small Cap Growth Fund. You may qualify for sales charge discounts on Class A shares if you and your family invest, or agree to invest in the future, at least \$50,000 in Class A shares of the Gabelli family of mutual funds. More information about these and other discounts is available from your financial professional and in the section entitled, “Classes of Shares” on page 27 of the prospectus and in Appendix A, “Sales Charge Reductions and Waivers Available through Certain Intermediaries,” attached to the Fund’s prospectus.

	<u>Class AAA Shares</u>	<u>Class A Shares</u>	<u>Class C Shares</u>	<u>Class I Shares</u>	<u>Class T Shares</u>
<b>Shareholder Fees</b>					
(fees paid directly from your investment):					
Maximum Sales Charge (Load) Imposed on Purchases (as a percentage of offering price) . . . . .	None	5.75%	None	None	2.50%
Maximum Deferred Sales Charge (Load) (as a percentage of redemption or offering price, whichever is lower) . . . . .	None	None	1.00%	None	None
Maximum Sales Charge (Load) Imposed on Reinvested Dividends (as a percentage of amount invested) . . . . .	None	None	None	None	None
Redemption Fees (as a percentage of amount redeemed for shares held 7 days or less) . . . . .	2.00%	2.00%	2.00%	2.00%	2.00%
Exchange Fee . . . . .	None	None	None	None	None
<b>Annual Fund Operating Expenses</b>					
(expenses that you pay each year as a percentage of the value of your investment):					
Management Fees . . . . .	1.00%	1.00%	1.00%	1.00%	1.00%
Distribution and Service (Rule 12b-1) Fees . . . . .	0.25%	0.25%	1.00%	None	0.25%
Other Expenses . . . . .	0.13%	0.13%	0.13%	0.13%	0.12%
Total Annual Fund Operating Expenses . . . . .	<u>1.38%</u>	<u>1.38%</u>	<u>2.13%</u>	<u>1.13%</u>	<u>1.37%</u>

***Expense Example***

This example is intended to help you compare the cost of investing in the Small Cap Growth Fund with the cost of investing in other mutual funds.

The example assumes that you invest \$10,000 in the Small Cap Growth Fund for the time periods shown and then redeem all of your shares at the end of those periods. The example also assumes that your investment has a 5% return each year and that the Small Cap Growth Fund’s operating expenses remain

the same. Although your actual costs may be higher or lower, based on these assumptions your costs would be:

	<u>1 Year</u>	<u>3 Years</u>	<u>5 Years</u>	<u>10 Years</u>
Class AAA Shares .....	\$140	\$437	\$ 755	\$1,657
Class A Shares .....	\$707	\$987	\$1,287	\$2,137
Class C Shares .....	\$316	\$667	\$1,144	\$2,462
Class I Shares .....	\$115	\$359	\$ 622	\$1,375
Class T Shares .....	\$388	\$675	\$ 983	\$1,857

You would pay the following expenses if you did not redeem your shares of the Small Cap Growth Fund:

	<u>1 Year</u>	<u>3 Years</u>	<u>5 Years</u>	<u>10 Years</u>
Class AAA Shares .....	\$140	\$437	\$ 755	\$1,657
Class A Shares .....	\$707	\$987	\$1,287	\$2,137
Class C Shares .....	\$216	\$667	\$1,144	\$2,462
Class I Shares .....	\$115	\$359	\$ 622	\$1,375
Class T Shares .....	\$388	\$675	\$ 983	\$1,857

### ***Portfolio Turnover***

The Small Cap Growth Fund pays transaction costs, such as commissions, when it buys and sells securities (or “turns over” its portfolio). A higher portfolio turnover rate may indicate higher transaction costs and may result in higher taxes when the Small Cap Growth Fund’s shares are held in a taxable account. These costs, which are not reflected in the annual fund operating expenses or in the example, affect the Small Cap Growth Fund’s performance. During the most recent fiscal year, the Small Cap Growth Fund’s portfolio turnover rate was 4% of the average value of its portfolio.

### ***Principal Investment Strategies***

Under normal market conditions, the Small Cap Growth Fund invests at least 80% of its net assets in equity securities of companies that are considered to be small companies at the time the Small Cap Growth Fund makes its investment. The Small Cap Growth Fund invests primarily in the common stocks of companies which Gabelli Funds, LLC, the Small Cap Growth Fund’s adviser (the “Adviser”), believes are likely to have rapid growth in revenues and above average rates of earnings growth. The Adviser currently characterizes small capitalization companies for the Small Cap Growth Fund as those with total common stock market values of \$3 billion or less at the time of investment.

In selecting investments for the Small Cap Growth Fund, the Adviser seeks issuers with a dominant market share or niche franchise in growing and/or consolidating industries. The Adviser considers for purchase the stocks of small capitalization (capitalization is the price per share multiplied by the number of shares outstanding) companies with experienced management, strong balance sheets, and rising free cash flow and earnings. The Adviser’s goal is to invest long term in the stocks of companies trading at reasonable market valuations relative to perceived economic worth.

---

Frequently, smaller companies exhibit one or more of the following traits:

- New products or technologies
- New distribution methods
- Rapid changes in industry conditions due to regulatory or other developments
- Changes in management or similar characteristics that may result not only in expected growth in revenues but in an accelerated or above average rate of earnings growth, which would usually be reflected in capital appreciation.

In addition, because smaller companies are less actively followed by stock analysts and less information is available on which to base stock price evaluations, the market may overlook favorable trends in particular smaller growth companies and then adjust its valuation more quickly once investor interest is gained.

### ***Principal Risks***

***You may want to invest in the Small Cap Growth Fund if:***

- you are a long term investor
- you seek capital appreciation
- you believe that the market will favor small capitalization stocks over the long term

The Small Cap Growth Fund's share price will fluctuate with changes in the market value of the Small Cap Growth Fund's portfolio securities. Your investment in the Small Cap Growth Fund is not guaranteed; you may lose money by investing in the Small Cap Growth Fund. When you sell Small Cap Growth Fund shares, they may be worth more or less than what you paid for them.

Investing in the Small Cap Growth Fund involves the following risks:

- **Equity Risk.** Equity risk is the risk that the prices of the securities held by the Small Cap Growth Fund will change due to general market and economic conditions, perceptions regarding the industries in which the companies issuing the securities participate, and the issuer company's particular circumstances.
- **Foreign Securities Risk.** Investments in foreign securities involve risks relating to political, social, and economic developments abroad, as well as risks resulting from the differences between the regulations to which U.S. and foreign issuers and markets are subject. These risks include expropriation, differing accounting and disclosure standards, currency exchange risks, settlement difficulties, market illiquidity, difficulties enforcing legal rights, and greater transaction costs. These risks are more pronounced in the securities of companies located in emerging markets.
- **Management Risk.** If the portfolio manager is incorrect in his assessment of the growth prospects of the securities the Small Cap Growth Fund holds, then the value of the Small Cap Growth Fund's shares may decline.
- **Small Capitalization Company Risk.** Investing in securities of small capitalization companies may involve greater risks than investing in larger, more established issuers. Smaller capitalization companies typically have relatively lower revenues, limited product lines and lack of management depth, and may have a smaller share of the market for their products or services, than larger capitalization companies. The stocks of smaller capitalization companies

---

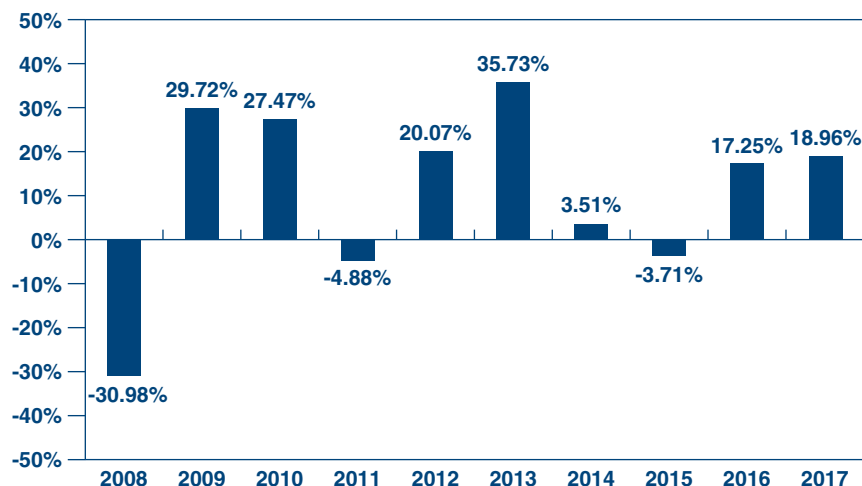
tend to have less trading volume than stocks of larger capitalization companies. Less trading volume may make it more difficult for the portfolio manager to sell securities of smaller capitalization companies at quoted market prices. Finally, there are periods when investing in smaller capitalization stocks fall out of favor with investors and the stocks of smaller capitalization companies underperform.

- **Value Investing Risk.** The Small Cap Growth Fund invests in “value” stocks. The portfolio manager may be wrong in the assessment of a company’s value and the stocks the Small Cap Growth Fund holds may not reach what the portfolio manager believes are their full values. From time to time “value” investing falls out of favor with investors. During those periods, the Small Cap Growth Fund’s relative performance may suffer.

### *Performance*

The bar chart and table that follow provide an indication of the risks of investing in the Small Cap Growth Fund by showing changes in the Small Cap Growth Fund’s performance from year to year and by showing how the Small Cap Growth Fund’s average annual returns for one year, five years, and ten years compared with those of a broad based securities market index. As with all mutual funds, the Small Cap Growth Fund’s past performance (before and after taxes) does not predict how the Small Cap Growth Fund will perform in the future. Updated information on the Small Cap Growth Fund’s results can be obtained by visiting [www.gabelli.com](http://www.gabelli.com).

**SMALL CAP GROWTH FUND**  
**(Total Returns for Class AAA Shares for the Years Ended December 31)**



During the calendar years shown in the bar chart, the highest return for a quarter was 20.59% (quarter ended June 30, 2009), and the lowest return for a quarter was (21.87)% (quarter ended December 31, 2008).

---

**Average Annual Total Returns  
(for the years ended December 31, 2017)**

	<b>Past One Year</b>	<b>Past Five Years</b>	<b>Past Ten Years</b>
The Gabelli Small Cap Growth Fund Class AAA Shares (first issued on 10/22/91)			
Return Before Taxes .....	18.96%	13.54%	9.42%
Return After Taxes on Distributions .....	17.50%	12.61%	8.76%
Return After Taxes on Distributions and Sale of Fund Shares .....	11.91%	10.74%	7.63%
Class A Shares (first issued on 12/31/03)			
Return Before Taxes .....	12.10%	12.20%	8.77%
Class C Shares (first issued on 12/31/03)			
Return Before Taxes .....	17.07%	12.69%	8.61%
Class I Shares (first issued on 1/11/08)			
Return Before Taxes .....	19.23%	13.82%	9.69%
Russell 2000 Index (reflects no deduction for fees, expenses, or taxes) .....	14.65%	14.12%	8.71%

The returns shown for Class I shares prior to its actual inception date are those of the Class A shares of the Small Cap Growth Fund. No returns are shown for Class T shares since Class T shares were first offered on July 5, 2017, and thus have less than one calendar year of returns. All classes of the Small Cap Growth Fund would have substantially similar annual returns because the shares are invested in the same portfolio of securities and the annual returns would differ only to the extent that the classes do not have the same expenses.

After-tax returns are calculated using the historical highest individual federal marginal income tax rates and do not reflect the impact of state and local taxes. After-tax returns are shown for only Class AAA shares, and after-tax returns for other classes will vary. Actual after-tax returns depend on an investor's tax situation and may differ from those shown. After-tax returns shown are not relevant to investors who hold their Small Cap Growth Fund shares through tax-deferred arrangements, such as 401(k) plans or Individual Retirement Accounts, including Roth IRAs and SEP IRAs (collectively, "IRAs").

***Management***

**The Adviser.** Gabelli Funds, LLC

**The Portfolio Manager.** Mr. Mario J. Gabelli, CFA, Chief Investment Officer — Value Portfolios of the Adviser, has served as portfolio manager of the Small Cap Growth Fund since its inception on October 22, 1991.

***Purchase and Sale of Fund Shares***

The minimum initial investment for Class AAA, Class A, Class C, and Class T shares is \$1,000 (\$250 for "IRAs" or Coverdell Education Savings Plans). There is no minimum initial investment for Class AAA, Class A, Class C, and Class T shares in an automatic monthly investment plan. Class I shares are available to investors with a minimum investment of \$500,000 and purchasing the shares directly through G.distributors, LLC, the Small Cap Growth Fund's distributor ("G.distributors" or the "Distributor"), or investors purchasing Class I shares through brokers or financial intermediaries that have entered into selling agreements with the Distributor specifically with respect to Class I shares. The Distributor reserves the right to waive or change minimum investment amounts. There is no minimum for subsequent investments.

You can purchase or redeem shares of the Small Cap Growth Fund on any day the New York Stock Exchange ("NYSE") is open for trading (a "Business Day"). You may purchase or redeem shares of the

---

Small Cap Growth Fund by written request via mail (The Gabelli Funds, P.O. Box 8308, Boston, MA 02266-8308), personal or overnight delivery (The Gabelli Funds, c/o BFDS, 30 Dan Road, Canton, MA 02021-2809), Internet, bank wire, or Automated Clearing House (“ACH”) system. You may also purchase shares of the Small Cap Growth Fund by telephone, if you have an existing account with banking instructions on file, or redeem at 800-GABELLI (800-422-3554).

Shares of the Small Cap Growth Fund can also be purchased or sold through registered broker-dealers or other financial intermediaries that have entered into appropriate selling agreements with the Distributor. The broker-dealer or other financial intermediary will transmit these transaction orders to the Small Cap Growth Fund on your behalf and send you confirmation of your transactions and periodic account statements showing your investments in the Small Cap Growth Fund.

***Tax Information***

The Small Cap Growth Fund expect that distributions will generally be taxable as ordinary income or long term capital gains, unless you are investing through a tax deferred arrangement, such as a 401(k) plan or an IRA.

***Payments to Broker-Dealers and Other Financial Intermediaries***

If you purchase shares of the Small Cap Growth Fund through a broker-dealer or other financial intermediary (such as a bank), the Small Cap Growth Fund and its related companies may pay the intermediary for the sale of Small Cap Growth Fund shares and related services. These payments may create a conflict of interest by influencing the broker-dealer or other intermediary and your salesperson to recommend the Small Cap Growth Fund over another investment. Ask your salesperson or visit your financial intermediary’s website for more information.

**GABELLI EQUITY INCOME FUND**  
(the “Equity Income Fund”)

***Investment Objective***

The Equity Income Fund seeks to provide a high level of total return on its assets with an emphasis on income.

***Fees and Expenses of the Equity Income Fund:***

This table describes the fees and expenses that you may pay if you buy and hold the following classes of shares of the Equity Income Fund. You may qualify for sales charge discounts on Class A shares if you and your family invest, or agree to invest in the future, at least \$50,000 in Class A shares of the Gabelli family of mutual funds. More information about these and other discounts is available from your financial professional and in the section entitled, “Classes of Shares” on page 27 of the prospectus and in Appendix A, “Sales Charge Reductions and Waivers Available through Certain Intermediaries,” attached to the Fund’s prospectus.

	<u>Class AAA Shares</u>	<u>Class A Shares</u>	<u>Class C Shares</u>	<u>Class I Shares</u>	<u>Class T Shares</u>
<b>Shareholder Fees</b>					
(fees paid directly from your investment):					
Maximum Sales Charge (Load) Imposed on Purchases (as a percentage of offering price) . . . . .	None	5.75%	None	None	2.50%
Maximum Deferred Sales Charge (Load) (as a percentage of redemption or offering price, whichever is lower) . . . . .	None	None	1.00%	None	None
Maximum Sales Charge (Load) Imposed on Reinvested Dividends (as a percentage of amount invested) . . . . .	None	None	None	None	None
Redemption Fees (as a percentage of amount redeemed for shares held 7 days or less) . . . . .	2.00%	2.00%	2.00%	2.00%	2.00%
Exchange Fee . . . . .	None	None	None	None	None
<b>Annual Fund Operating Expenses</b>					
(expenses that you pay each year as a percentage of the value of your investment):					
Management Fees . . . . .	1.00%	1.00%	1.00%	1.00%	1.00%
Distribution and Service (Rule 12b-1) Fees . . . . .	0.25%	0.25%	1.00%	None	0.25%
Other Expenses . . . . .	0.14%	0.14%	0.14%	0.14%	0.14%
Total Annual Fund Operating Expenses . . . . .	<u>1.39%</u>	<u>1.39%</u>	<u>2.14%</u>	<u>1.14%</u>	<u>1.39%</u>

***Expense Example***

This example is intended to help you compare the cost of investing in the Equity Income Fund with the cost of investing in other mutual funds.

The example assumes that you invest \$10,000 in shares of the Equity Income Fund for the time periods indicated and then redeem all of your shares at the end of those periods. This example also assumes that your investment has a 5% return each year, and that the Equity Income Fund’s operating expenses



remain the same. Although your actual costs may be higher or lower, based on these assumptions your costs would be:

	<u>1 Year</u>	<u>3 Years</u>	<u>5 Years</u>	<u>10 Years</u>
Class AAA Shares .....	\$142	\$440	\$ 761	\$1,669
Class A Shares .....	\$708	\$990	\$1,292	\$2,148
Class C Shares .....	\$317	\$670	\$1,149	\$2,472
Class I Shares .....	\$116	\$362	\$ 628	\$1,386
Class T Shares .....	\$388	\$679	\$ 991	\$1,877

You would pay the following expenses if you did not redeem your shares of the Equity Income Fund:

	<u>1 Year</u>	<u>3 Years</u>	<u>5 Years</u>	<u>10 Years</u>
Class AAA Shares .....	\$142	\$440	\$ 761	\$1,669
Class A Shares .....	\$708	\$990	\$1,292	\$2,148
Class C Shares .....	\$217	\$670	\$1,149	\$2,472
Class I Shares .....	\$116	\$362	\$ 628	\$1,386
Class T Shares .....	\$388	\$679	\$ 991	\$1,877

### ***Portfolio Turnover***

The Equity Income Fund pays transaction costs, such as commissions, when it buys and sells securities (or “turns over” its portfolio). A higher portfolio turnover rate may indicate higher transaction costs and may result in higher taxes when the Equity Income Fund’s shares are held in a taxable account. These costs, which are not reflected in the annual fund operating expenses or in the example, affect the Equity Income Fund’s performance. During the most recent fiscal year, the Equity Income Fund’s portfolio turnover rate was 1% of the average value of its portfolio.

### ***Principal Investment Strategies***

The Equity Income Fund will seek to achieve its investment objective through a combination of capital appreciation and current income by investing, under normal market conditions, at least 80% of its net assets in income producing equity securities. Income producing equity securities include, for example, common stock, preferred stock, and convertible securities. In making stock selections, Gabelli Funds, LLC, the Equity Income Fund’s adviser (the “Adviser”), looks for securities that have a better yield than the average of the Standard and Poor’s 500 Index (the “S&P 500 Index”), as well as capital gains potential.

In selecting investments for the Equity Income Fund, the Adviser focuses on issuers that:

- have strong free cash flow and pay regular dividends
- have potential for long term earnings per share growth
- may be subject to a value catalyst, such as industry developments, regulatory changes, changes in management, sale or spin-off of a division, or the development of a profitable new business
- are well managed
- will benefit from sustainable long term economic dynamics, such as globalization of an issuer’s industry or an issuer’s increased focus on productivity or enhancement of services.

The Adviser also believes preferred stock and convertible securities of selected companies offer opportunities for capital appreciation as well as periodic income and may invest a portion of the Equity

---

Income Fund's assets in such securities. This is particularly true in the case of companies that have performed below expectations. If a company's performance has been poor enough, its preferred stock and convertible debt securities will trade more like common stock than like a fixed income security and may result in above average appreciation if performance improves. Even if the credit quality of the company is not in question, the market price of the convertible security will reflect little or no element of conversion value if the price of its common stock has fallen substantially below the conversion price. This leads to the possibility of capital appreciation if the price of the common stock recovers.

### ***Principal Risks***

#### ***You may want to invest in the Equity Income Fund if:***

- you are a long term investor
- you are seeking income as well as capital appreciation

The Equity Income Fund's share price will fluctuate with changes in the market value of the Equity Income Fund's portfolio securities. Your investment in the Equity Income Fund is not guaranteed; you may lose money by investing in the Equity Income Fund. When you sell Equity Income Fund shares, they may be worth more or less than what you paid for them.

Investing in the Equity Income Fund involves the following risks:

- **Equity Risk.** Equity risk is the risk that the prices of the securities held by the Equity Income Fund will change due to general market and economic conditions, perceptions regarding the industries in which the companies issuing the securities participate, and the issuer company's particular circumstances. Dividends on common equity securities are not fixed but are declared at the discretion of an issuer's board of directors. Companies that have historically paid dividends on their securities are not required to continue to pay dividends on such securities. There is no guarantee that the issuers of the common equity securities will declare dividends in the future or that, if declared, they will remain at current levels or increase over time. Therefore, there is the possibility that such companies could reduce or eliminate the payment of dividends in the future. The Equity Income Fund's investments in dividend producing equity securities may also limit its potential for appreciation during a broad market advance. The prices of dividend producing equity securities can be highly volatile. Investors should not assume that the Equity Income Fund's investments in these securities will necessarily reduce the volatility of the Equity Income Fund's NAV or provide "protection," compared to other types of equity securities, when markets perform poorly.
- **Foreign Securities Risk.** Investments in foreign securities involve risks relating to political, social, and economic developments abroad, as well as risks resulting from the differences between the regulations to which U.S. and foreign issuers and markets are subject. These risks include expropriation, differing accounting and disclosure standards, currency exchange risks, settlement difficulties, market illiquidity, difficulties enforcing legal rights, and greater transaction costs. These risks are more pronounced in the securities of companies located in emerging markets.
- **Interest Rate Risk and Credit Risk.** Investments in preferred stock and securities convertible into or exchangeable for common or preferred stock involve interest rate risk and credit risk. When interest rates decline, the value of such securities generally rises. Conversely, when interest rates

---

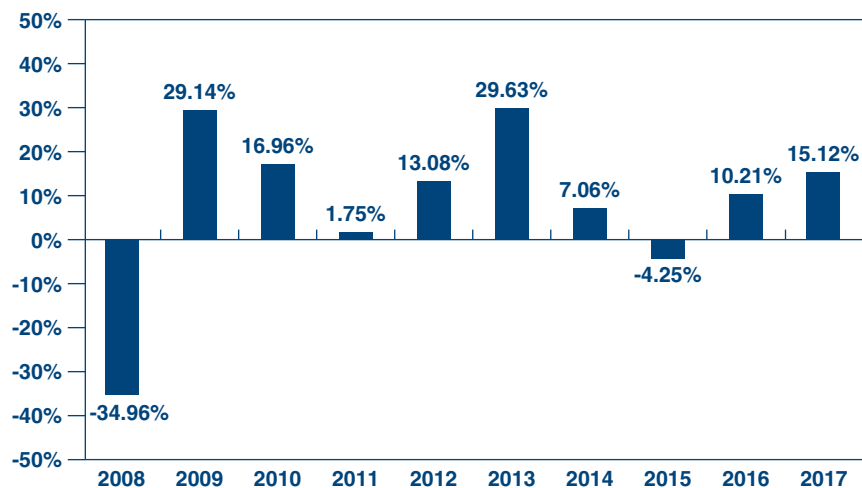
rise, the value of such securities generally declines. This risk is particularly pronounced given that certain interest rates are at or near historical lows and that the Federal Reserve has begun to raise the Federal Funds rate, each of which results in more pronounced interest rate risk in the current market environment. It is also possible that the issuer of a security will not be able to make dividend, interest and principal payments when due.

- **Low Credit Quality Risk.** Lower rated convertible securities are subject to greater credit risk, greater price volatility, and a greater risk of loss than investment grade securities. There may be less of a market for lower rated convertible securities, which could make it harder to sell them at an acceptable price. Lower rated securities are commonly referred to as “junk” or “high yield” securities.
- **Management Risk.** If the portfolio manager is incorrect in his assessment of the growth prospects of the securities the Equity Income Fund holds, then the value of the Equity Income Fund’s shares may decline.
- **Value Investing Risk.** The Equity Income Fund invests in “value” stocks. The portfolio manager may be wrong in the assessment of a company’s value and the stocks the Equity Income Fund holds may not reach what the portfolio manager believes are their full values. From time to time “value” investing falls out of favor with investors. During those periods, the Equity Income Fund’s relative performance may suffer.

### *Performance*

The bar chart and table that follow provide an indication of the risks of investing in the Equity Income Fund by showing changes in the Equity Income Fund’s performance from year to year and by showing how the Equity Income Fund’s average annual returns for one year, five years, and ten years compared with those of a broad based securities market index. As with all mutual funds, the Equity Income Fund’s past performance (before and after taxes) does not predict how the Equity Income Fund will perform in the future. Updated information on the Equity Income Fund’s results can be obtained by visiting [www.gabelli.com](http://www.gabelli.com).

**EQUITY INCOME FUND**  
**(Total Returns for Class AAA Shares for the Years Ended December 31)**



During the calendar years shown in the bar chart, the highest return for a quarter was 17.59% (quarter ended June 30, 2009), and the lowest return for a quarter was (20.88)% (quarter ended December 31, 2008).

<b>Average Annual Total Returns (for the years ended December 31, 2017)</b>	<b>Past One Year</b>	<b>Past Five Years</b>	<b>Past Ten Years</b>
The Gabelli Equity Income Fund Class AAA Shares (first issued on 1/2/92)			
Return Before Taxes .....	15.12%	11.01%	6.66%
Return After Taxes on Distributions .....	11.24%	8.89%	5.54%
Return After Taxes on Distributions and Sale of Fund Shares .....	11.38%	8.48%	5.23%
Class A Shares (first issued on 12/31/03):			
Return Before Taxes .....	8.48%	9.70%	6.03%
Class C Shares (first issued on 12/31/03)			
Return Before Taxes .....	13.28%	10.19%	5.87%
Class I Shares (first issued on 1/11/08)			
Return Before Taxes .....	15.38%	11.29%	6.94%
S&P 500 Index (reflects no deduction for fees, expenses, or taxes) .....	21.83%	15.79%	8.50%

The returns shown for Class I shares prior to its actual inception date are those of the Class A shares of the Equity Income Fund. No returns are shown for Class T shares since Class T shares were first offered on July 5, 2017, and thus have less than one calendar year of returns. All classes of the Equity Income Fund would have substantially similar annual returns because the shares are invested in the same portfolio of securities and the annual returns would differ only to the extent that the classes do not have the same expenses.

After-tax returns are calculated using the historical highest individual federal marginal income tax rates and do not reflect the impact of state and local taxes. After-tax returns are shown for only Class AAA shares, and after-tax returns for other classes will vary. Actual after-tax returns depend on an investor's tax situation and may differ from those shown. After-tax returns shown are not relevant to investors who hold their Equity Income Fund shares through tax-deferred arrangements, such as 401(k) plans or individual retirement accounts, including Roth IRAs and SEP IRAs (collectively, "IRAs").

### **Management**

**The Adviser.** Gabelli Funds, LLC

**The Portfolio Manager.** Mr. Mario J. Gabelli, CFA, Chief Investment Officer — Value Portfolios of the Adviser, has served as portfolio manager of the Equity Income Fund since its inception on January 2, 1992.

### **Purchase and Sale of Fund Shares**

The minimum initial investment for Class AAA, Class A, Class C, and Class T shares is \$1,000 (\$250 for "IRAs" or Coverdell Education Savings Plans). There is no minimum initial investment for Class AAA, Class A, Class C, and Class T shares in an automatic monthly investment plan. Class I shares are available to investors with a minimum investment of \$500,000 and purchasing the shares directly through G.distributors, LLC, the Equity Income Fund's distributor ("G.distributors" or the "Distributor"), or investors purchasing Class I shares through brokers or financial intermediaries that have entered into selling agreements with the Distributor specifically with respect to Class I shares. The Distributor reserves the

right to waive or change minimum investment amounts. There is no minimum for subsequent investments.

You can purchase or redeem shares of the Equity Income Fund on any day the New York Stock Exchange (“NYSE”) is open for trading (a “Business Day”). You may purchase or redeem shares of the Equity Income Fund by written request via mail (The Gabelli Funds, P.O. Box 8308, Boston, MA 02266-8308), personal or overnight delivery (The Gabelli Funds, c/o BFDS, 30 Dan Road, Canton, MA 02021-2809), Internet, bank wire, or Automated Clearing House (“ACH”) system. You may also purchase shares of the Equity Income Fund by telephone, if you have an existing account with banking instructions on file, or redeem at 800-GABELLI (800-422-3554).

Shares of the Equity Income Fund can also be purchased or sold through registered broker-dealers or other financial intermediaries that have entered into appropriate selling agreements with the Distributor. The broker-dealer or other financial intermediary will transmit these transaction orders to the Equity Income Fund on your behalf and send you confirmation of your transactions and periodic account statements showing your investments in the Equity Income Fund.

### ***Tax Information***

The Equity Income Fund expect that distributions will generally be taxable as ordinary income or long term capital gains, unless you are investing through a tax deferred arrangement, such as a 401(k) plan or an IRA.

### ***Payments to Broker-Dealers and Other Financial Intermediaries***

If you purchase shares of the Equity Income Fund through a broker-dealer or other financial intermediary (such as a bank), the Equity Income Fund and its related companies may pay the intermediary for the sale of Equity Income Fund shares and related services. These payments may create a conflict of interest by influencing the broker-dealer or other intermediary and your salesperson to recommend the Equity Income Fund over another investment. Ask your salesperson or visit your financial intermediary’s website for more information.

**GABELLI FOCUS FIVE FUND**  
**(the "Focus Five Fund")**

***Investment Objective***

The Focus Five Fund seeks to provide a high level of capital appreciation.

***Fees and Expenses of the Focus Five Fund:***

This table describes the fees and expenses that you may pay if you buy and hold the following classes of shares of the Focus Five Fund. You may qualify for sales charge discounts on Class A shares if you and your family invest, or agree to invest in the future, at least \$50,000 in Class A shares of the Gabelli family of mutual funds. More information about these and other discounts is available from your financial professional and in the section entitled, "Classes of Shares" on page 27 of the prospectus.

	<u>Class AAA Shares</u>	<u>Class A Shares</u>	<u>Class C Shares</u>	<u>Class I Shares</u>	<u>Class T Shares</u>
<b>Shareholder Fees</b>					
(fees paid directly from your investment):					
Maximum Sales Charge (Load) Imposed on Purchases (as a percentage of offering price) . . . . .	None	5.75%	None	None	2.50%
Maximum Deferred Sales Charge (Load) (as a percentage of redemption or offering price, whichever is lower) . . . . .	None	None	1.00%	None	None
Maximum Sales Charge (Load) Imposed on Reinvested Dividends (as a percentage of amount invested) . . . . .	None	None	None	None	None
Redemption Fees (as a percentage of amount redeemed for shares held 7 days or less) . . . . .	2.00%	2.00%	2.00%	2.00%	2.00%
Exchange Fee . . . . .	None	None	None	None	None
<b>Annual Fund Operating Expenses</b>					
(expenses that you pay each year as a percentage of the value of your investment):					
Management Fees . . . . .	1.00%	1.00%	1.00%	1.00%	1.00%
Distribution and Service (Rule 12b-1) Fees . . . . .	0.25%	0.25%	1.00%	None	0.25%
Other Expenses . . . . .	0.18%	0.18%	0.18%	0.18%	0.18%
Total Annual Fund Operating Expenses . . . . .	<u>1.43%</u>	<u>1.43%</u>	<u>2.18%</u>	<u>1.18%</u>	<u>1.43%</u>

***Expense Example***

This example is intended to help you compare the cost of investing in the Focus Five Fund with the cost of investing in other mutual funds.

The example assumes that you invest \$10,000 in shares of the Focus Five Fund for the time periods indicated and then redeem all of your shares at the end of those periods. This example also assumes that your investment has a 5% return each year, and that the Focus Five Fund's operating expenses remain

the same. Although your actual costs may be higher or lower based on these assumptions your costs would be:

	<u>1 Year</u>	<u>3 Years</u>	<u>5 Years</u>	<u>10 Years</u>
Class AAA Shares .....	\$146	\$ 452	\$ 782	\$1,713
Class A Shares .....	\$712	\$1,001	\$1,312	\$2,190
Class C Shares .....	\$321	\$ 682	\$1,169	\$2,513
Class I Shares .....	\$120	\$ 375	\$ 649	\$1,432
Class T Shares .....	\$392	\$ 691	\$1,012	\$1,920

You would pay the following expenses if you did not redeem your shares of the Focus Five Fund:

	<u>1 Year</u>	<u>3 Years</u>	<u>5 Years</u>	<u>10 Years</u>
Class AAA Shares .....	\$146	\$ 452	\$ 782	\$1,713
Class A Shares .....	\$712	\$1,001	\$1,312	\$2,190
Class C Shares .....	\$221	\$ 682	\$1,169	\$2,513
Class I Shares .....	\$120	\$ 375	\$ 649	\$1,432
Class T Shares .....	\$392	\$ 691	\$1,012	\$1,920

### ***Portfolio Turnover***

The Focus Five Fund pays transaction costs, such as commissions, when it buys and sells securities (or “turns over” its portfolio). A higher portfolio turnover rate may indicate higher transaction costs and may result in higher taxes when the Focus Five Fund’s shares are held in a taxable account. These costs, which are not reflected in the annual fund operating expenses or in the example, affect the Focus Five Fund’s performance. During the most recent fiscal year, the Focus Five Fund’s portfolio turnover rate was 77% of the average value of its portfolio.

### ***Principal Investment Strategies***

Under normal circumstances, the Focus Five Fund will invest in a concentrated portfolio of twenty-five to thirty-five equity securities. The Fund could potentially invest up to 50% of its net assets in five securities that represent the largest, and thus the highest conviction, positions. The balance of the Fund’s net assets not invested in equity securities will be held in short term high grade investments or cash and cash equivalents. To the extent the Fund invests in such short term investments or cash, it will impact the likelihood of achieving its investment objective. The Fund may invest in U.S. and non-U.S. securities, including emerging market securities. The Focus Five Fund’s Adviser will consider for purchase the securities of all companies, regardless of the size of capitalization (capitalization is the price per share multiplied by the number of shares outstanding), whose market capitalization trades at a discount to Private Market Value (PMV) at the time of investment. PMV is the price that the Focus Five Fund’s portfolio manager believes an informed buyer would pay to acquire a company’s entire business. Many of the holdings in the Focus Five Fund’s portfolio will be considered by the Focus Five Fund’s portfolio manager to have a potential near term catalyst, or event, that might surface underlying value. Positions will be sold when they trade near or above PMV or if a catalyst fails to materialize as anticipated.

In selecting investments for the Focus Five Fund, the Adviser focuses on issuers that:

- have potential for long term earnings per share growth
- may be subject to a catalyst, such as industry developments, regulatory changes, changes in management, sale or spin-off of a division, or the development of a profitable new business

- 
- are well managed
  - may be subject to rapid changes in industry conditions due to regulatory or other developments
  - may have changes in management or similar characteristics that may result not only in expected growth in revenues but in an accelerated or above average rate of earnings growth, which would usually be reflected in capital appreciation.

### ***Principal Risks***

#### ***You may want to invest in the Focus Five Fund if:***

- you are a long term investor
- you seek capital appreciation

The Focus Five Fund's share price will fluctuate with changes in the market value of the Focus Five Fund's portfolio securities. Your investment in the Focus Five Fund is not guaranteed; you may lose money by investing in the Focus Five Fund. When you sell Focus Five Fund shares, they may be worth more or less than what you paid for them.

Investing in the Focus Five Fund involves the following risks:

- **Equity Risk.** Equity risk is the risk that the prices of the securities held by the Focus Five Fund will change due to general market and economic conditions, perceptions regarding the industries in which the companies issuing the securities participate, and the issuer company's particular circumstances.
- **Foreign Securities Risk.** Investments in foreign securities involve risks relating to political, social, and economic developments abroad, as well as risks resulting from the differences between the regulations to which U.S. and foreign issuers and markets are subject. These risks include expropriation, differing accounting and disclosure standards, currency exchange risks, settlement difficulties, market illiquidity, difficulties enforcing legal rights, and greater transaction costs. These risks are more pronounced in the securities of companies located in emerging markets.
- **Management Risk.** If the portfolio manager is incorrect in his assessment of the growth prospects of the securities the Focus Five Fund holds, then the value of the Focus Five Fund's shares may decline.
- **Non-Diversification Risk.** As a non-diversified mutual fund, more of the Focus Five Fund's assets may be focused in the common stocks of a small number of issuers, which may make the value of the Fund's shares more sensitive to changes in the market value of a single issuer or industry than shares of a diversified mutual fund.
- **Small- and Mid-Capitalization Companies Risk.** Investing in securities of small and mid-capitalization companies may involve greater risks than investing in larger, more established issuers. Small and mid-capitalization companies may be less well established and may have a more highly leveraged capital structure, less liquidity, a smaller investor base, lower revenues, limited product lines, greater dependence on a few customers, or a few key personnel and similar factors that can make their business and stock market performance susceptible to greater fluctuation and volatility.

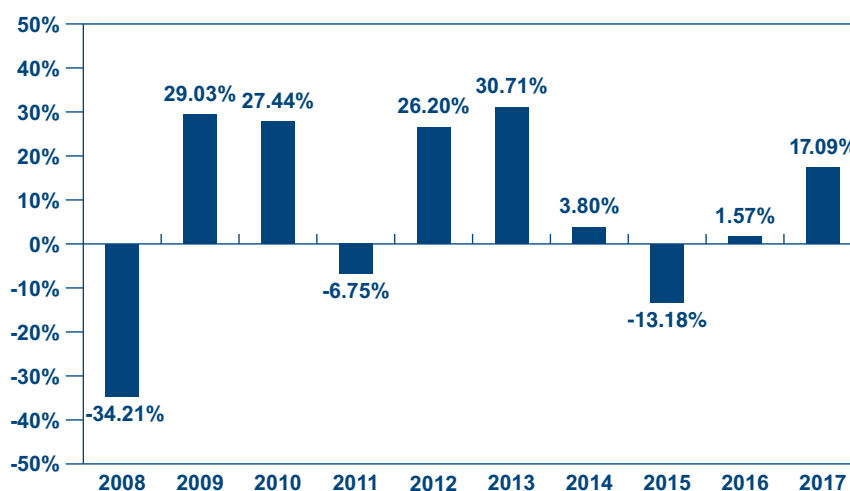


- **Value Investing Risk.** The Focus Five Fund may invest in value stocks and they involve the risk that they may not reach what the portfolio manager believes are their full market values. From time to time value investing falls out of favor with investors. During those periods, the Focus Five Fund's relative performance may suffer.

### *Performance*

The bar chart and table that follow provide an indication of the risks of investing in the Focus Five Fund (including the Focus Five Fund's prior investment strategy that was in effect through March 9, 2012) by showing changes in the Focus Five Fund's performance from year to year and by showing how the Focus Five Fund's average annual returns for one year, five years, and ten years compared with those of a broad based securities market index. As with all mutual funds, the Focus Five Fund's past performance (before and after taxes) does not predict how the Focus Five Fund will perform in the future. Updated information on the Focus Five Fund's results can be obtained by visiting [www.gabelli.com](http://www.gabelli.com).

**FOCUS FIVE FUND**  
**(Total Returns for Class AAA Shares for the Years Ended December 31)**



During the calendar years shown in the bar chart, the highest return for a quarter was 26.63% (quarter ended June 30, 2009), and the lowest return for a quarter was (27.77)% (quarter ended December 31, 2008).

Prior to March 2012 and the implementation of the Focus Five Fund's current strategy, the Focus Five Fund invested 80% of its assets under normal conditions in equity securities of companies considered small capitalization companies at the time of investment.

**Average Annual Total Returns  
(for the years ended December 31, 2017)**

	<b>Past One Year</b>	<b>Past Five Years</b>	<b>Past Ten Years</b>
The Gabelli Focus Five Fund Class AAA Shares (first issued on 12/31/02)			
Return Before Taxes .....	17.09%	6.97%	5.96%
Return After Taxes on Distributions .....	16.94%	6.18%	5.36%
Return After Taxes on Distributions and Sale of Fund Shares .....	9.78%	5.21%	4.59%
Class A Shares (first issued on 12/31/02):			
Return Before Taxes .....	10.34%	5.71%	5.32%
Class C Shares (first issued on 12/31/02)			
Return Before Taxes .....	15.19%	6.17%	5.17%
Class I Shares (first issued on 1/11/08)			
Return Before Taxes .....	17.37%	7.23%	6.23%
Indexes (reflects no deduction for fees, expenses or taxes)			
Russell 2500 Index .....	16.81%	14.33%	9.22%
Russell 1000 Index .....	21.69%	15.71%	8.59%
MSCI ACWI Ex-US .....	27.77%	7.28%	2.31%
50% Russell 2500 Index and 25% Russell 1000 and 25% MSCI ACWI Ex-US .....	20.62%	12.85%	7.30%

The returns shown for Class I shares prior to its actual inception date are those of the Class A shares of the Focus Five Fund. No returns are shown for Class T shares since Class T shares were first offered on July 5, 2017, and thus have less than one calendar year of returns. All classes of the Focus Five Fund would have substantially similar annual returns because the shares are invested in the same portfolio of securities and the annual returns would differ only to the extent that the classes do not have the same expenses.

After-tax returns are calculated using the historical highest individual federal marginal income tax rates and do not reflect the impact of state and local taxes. After-tax returns are shown for only Class AAA shares, and after-tax returns for other classes will vary. Actual after-tax returns depend on an investor's tax situation and may differ from those shown. After-tax returns shown are not relevant to investors who hold their Focus Five Fund shares through tax-deferred arrangements, such as 401(k) plans or Individual Retirement Accounts, including Roth IRAs and SEP IRAs (collectively, "IRAs").

***Management***

**The Adviser.** Gabelli Funds, LLC

**The Portfolio Manager.** Mr. Daniel M. Miller, a Managing Director of GAMCO Investors, Inc. and Executive Vice President of Marketing for the mutual funds business, has served as portfolio manager of the Focus Five Fund since January 2012.

***Purchase and Sale of Fund Shares***

The minimum initial investment for Class AAA, Class A, Class C, and Class T shares is \$1,000 (\$250 for "IRAs" or Coverdell Education Savings Plans). There is no minimum initial investment for Class AAA, Class A, Class C, and Class T shares in an automatic monthly investment plan. Class I shares are available to investors with a minimum investment of \$500,000 and purchasing the shares directly through G.distributors, LLC, the Focus Five Fund's distributor ("G.distributors" or the "Distributor"), or investors purchasing Class I shares through brokers or financial intermediaries that have entered into selling agreements with the Distributor specifically with respect to Class I shares. The Distributor reserves the right to waive or change minimum investment amounts. There is no minimum for subsequent investments.

You can purchase or redeem shares of the Focus Five Fund on any day the New York Stock Exchange (“NYSE”) is open for trading (a “Business Day”). You may purchase or redeem shares of the Focus Five Fund by written request via mail (The Gabelli Funds, P.O. Box 8308, Boston, MA 02266-8308), personal or overnight delivery (The Gabelli Funds, c/o BFDS, 30 Dan Road, Canton, MA 02021-2809), Internet, bank wire, or Automated Clearing House (“ACH”) system. You may also purchase shares of the Focus Five Fund by telephone, if you have an existing account with banking instructions on file, or redeem at 800-GABELLI (800-422-3554).

Shares of the Focus Five Fund can also be purchased or sold through registered broker-dealers or other financial intermediaries that have entered into appropriate selling agreements with the Distributor. The broker-dealer or other financial intermediary will transmit these transaction orders to the Focus Five Fund on your behalf and send you confirmation of your transactions and periodic account statements showing your investments in the Focus Five Fund.

### ***Tax Information***

The Focus Five Fund expect that distributions will generally be taxable as ordinary income or long term capital gains, unless you are investing through a tax deferred arrangement, such as a 401(k) plan or an IRA.

### ***Payments to Broker-Dealers and Other Financial Intermediaries***

If you purchase shares of the Focus Five Fund through a broker-dealer or other financial intermediary (such as a bank), the Focus Five Fund and its related companies may pay the intermediary for the sale of Focus Five Fund shares and related services. These payments may create a conflict of interest by influencing the broker-dealer or other intermediary and your salesperson to recommend the Focus Five Fund over another investment. Ask your salesperson or visit your financial intermediary’s website for more information.

---

## ***Other Information***

### ***Purchase and Sale of Fund Shares***

The minimum initial investment for Class AAA, Class A, Class C, and Class T shares is \$1,000 (\$250 for “IRAs” or Coverdell Education Savings Plans). There is no minimum initial investment for Class AAA, Class A, Class C, and Class T shares in an automatic monthly investment plan. Class I shares are available to investors with a minimum investment of \$500,000 and purchasing the shares directly through G.distributors, LLC, the Funds’ distributor (“G.distributors” or the “Distributor”), or investors purchasing Class I shares through brokers or financial intermediaries that have entered into selling agreements with the Distributor specifically with respect to Class I shares. The Distributor reserves the right to waive or change minimum investment amounts. There is no minimum for subsequent investments.

You can purchase or redeem shares of the Funds on any day the New York Stock Exchange (“NYSE”) is open for trading (a “Business Day”). You may purchase or redeem Fund shares by written request via mail (The Gabelli Funds, P.O. Box 8308, Boston, MA 02266-8308), personal or overnight delivery (The Gabelli Funds, c/o BFDS, 30 Dan Road, Canton, MA 02021-2809), Internet, bank wire, or Automated Clearing House (“ACH”) system. You may also purchase Fund shares by telephone, if you have an existing account with banking instructions on file, or redeem at 800-GABELLI (800-422-3554).

Fund shares can also be purchased or sold through registered broker-dealers or other financial intermediaries that have entered into appropriate selling agreements with the Distributor. The broker-dealer or other financial intermediary will transmit these transaction orders to the Fund on your behalf and send you confirmation of your transactions and periodic account statements showing your investments in the Fund.

### ***Tax Information***

The Funds expect that distributions will generally be taxable as ordinary income or long term capital gains, unless you are investing through a tax deferred arrangement, such as a 401(k) plan or an IRA.

### ***Payments to Broker-Dealers and Other Financial Intermediaries***

If you purchase shares of a Fund through a broker-dealer or other financial intermediary (such as a bank), the Fund and its related companies may pay the intermediary for the sale of Fund shares and related services. These payments may create a conflict of interest by influencing the broker-dealer or other intermediary and your salesperson to recommend the Fund over another investment. Ask your salesperson or visit your financial intermediary’s website for more information.

---

## ***INVESTMENT OBJECTIVES, INVESTMENT STRATEGIES, AND RELATED RISKS***

### **Generally:**

Each Fund's investment objective is fundamental and may not be changed without shareholder approval. Each Fund's investment strategies are not fundamental and may be changed at any time by a vote of a majority of the Company's Board of Directors (the "Board") at any time without a vote of shareholders.

### **Investment Strategies:**

The investment policy of both the Small Cap Growth Fund and the Equity Income Fund relating to the type of securities in which 80% of each such Fund's net assets must be invested may be changed by the Board without shareholder approval. Shareholders will, however, receive at least sixty days' prior notice of any change in this policy.

### **Small Cap Growth Fund**

In selecting investments for the Small Cap Growth Fund, the Adviser seeks issuers with a dominant market share or niche franchise in growing and/or consolidating industries. The Adviser considers for purchase the stocks of small capitalization (capitalization is the price per share multiplied by the number of shares outstanding) companies with experienced management, strong balance sheets, and rising free cash flow and earnings. The Adviser's goal is to invest long term in the stocks of companies trading at reasonable market valuations relative to perceived economic worth.

Frequently, smaller companies exhibit one or more of the following traits:

- New products or technologies
- New distribution methods
- Rapid changes in industry conditions due to regulatory or other developments
- Changes in management or similar characteristics that may result not only in expected growth in revenues but in an accelerated or above average rate of earnings growth, which would usually be reflected in capital appreciation.

In addition, because smaller companies are less actively followed by stock analysts and less information is available on which to base stock price evaluations, the market may overlook favorable trends in particular smaller growth companies and then adjust its valuation more quickly once investor interest is gained.

### **Equity Income Fund**

In selecting investments for the Equity Income Fund, the Adviser focuses on issuers that:

- have strong free cash flow and pay regular dividends
- have potential for long term earnings per share growth
- may be subject to a value catalyst, such as industry developments, regulatory changes, changes in management, sale or spin-off of a division, or the development of a profitable new business
- are well managed
- will benefit from sustainable long term economic dynamics, such as globalization of an issuer's industry or an issuer's increased focus on productivity or enhancement of services.

---

The Adviser also believes preferred stock and convertible securities of selected companies offer opportunities for capital appreciation as well as periodic income and may invest a portion of the Equity Income Fund's assets in such securities. This is particularly true in the case of companies that have performed below expectations. If a company's performance has been poor enough, its preferred stock and convertible debt securities will trade more like common stock than like a fixed income security and may result in above average appreciation if performance improves. Even if the credit quality of the company is not in question, the market price of the convertible security will reflect little or no element of conversion value if the price of its common stock has fallen substantially below the conversion price. This leads to the possibility of capital appreciation if the price of the common stock recovers.

### **Focus Five Fund**

In selecting investments for the Focus Five Fund, the Adviser focuses on issuers that:

- have potential for long term earnings per share growth
- may be subject to a catalyst, such as industry developments, regulatory changes, changes in management, sale or spin-off of a division, or the development of a profitable new business
- are well managed
- may be subject to rapid changes in industry conditions due to regulatory or other developments
- may have changes in management or similar characteristics that may result not only in expected growth in revenues but in an accelerated or above average rate of earnings growth, which would usually be reflected in capital appreciation

### **All Funds**

When adverse market or economic conditions exist, the Funds may temporarily invest all or a portion of their assets in defensive investments. Such investments include, without limitation, fixed income securities and high-quality money market instruments. When following a defensive strategy, the Funds will be less likely to achieve their investment goals.

### **Risks:**

Investing in the Funds involve the following risks:

- **Equity Risk.** Equity risk is the risk that the prices of the securities held by the Funds will change due to general market and economic conditions, perceptions regarding the industries in which the companies issuing the securities participate, and the issuer companies' particular circumstances. These fluctuations may cause a security to be worth less than it was worth when it was purchased by the Funds. Because the value of securities, and thus shares of the Funds, could decline, you could lose money.
- **Foreign Securities Risk.** A Fund that invests outside the United States carries additional risks that include:
  - **Access Risk** — The risk that some countries may restrict a Fund's access to investments or offer terms that are less advantageous than those for local investors. This could limit the attractive investment opportunities available to a Fund.
  - **Currency Risk** — Fluctuations in exchange rates between the U.S. dollar and foreign currencies may negatively affect an investment. Adverse changes in exchange rates may

---

erode or reverse any gains produced by foreign-currency-denominated investments and may widen any losses. In addition, a Fund's investments could be adversely affected by delays in, or a refusal to grant, repatriation of funds or conversion of emerging market currencies.

- **Emerging Markets Risk** — The above listed foreign securities risks are more pronounced in the securities of companies located in emerging markets.
- **Eurozone Investment Risks** — A number of countries in the European Union ("EU") have experienced, and may continue to experience, severe economic and financial difficulties. The risk of investing in securities in the European markets may also be heightened due to the referendum in which the United Kingdom voted to exit the EU (known as "Brexit"). As a consequence of the UK's vote to withdraw from the EU, on March 29, 2017 the government of the UK triggered Article 50 of the Lisbon Treaty, launching a two-year withdrawal process. There is still considerable uncertainty relating to the potential consequences and precise timeframe for the exit, how the negotiations for the terms of withdrawal and new trade agreements will be conducted, and whether the UK's exit will increase the likelihood of other countries also departing the EU. During this period of uncertainty, the negative impact on not only the UK and European economies, but the broader global economy, could be significant, potentially resulting in increased volatility and illiquidity and lower economic growth for companies that rely significantly on Europe for their business activities and revenues. One or more other countries may abandon the euro and/or withdraw from the EU, placing its currency and banking system in jeopardy, and would likely cause additional market disruption globally and introduce new legal and regulatory uncertainties. The impact of these actions, especially if they occur in a disorderly fashion, is not clear but could be significant and far-reaching. To the extent that a Fund has exposure to European markets or to transactions tied to the value of the euro, these events could negatively affect the value and liquidity of the Fund's investments. All of these developments may continue to significantly affect the economies of all EU countries, which in turn may have a material adverse effect on a Fund's investments in such countries, other countries that depend on EU countries for significant amounts of trade or investment, or issuers with exposure to debt issued by certain EU countries.
- **Globalization Risks** — The growing inter-relationship of global economies and financial markets has increased the effect of conditions in one country or region on issuers of securities in a different country or region. In particular, the adoption or prolongation of protectionist trade policies by one or more countries, changes in economic or monetary policy in the US or abroad, or a slowdown in the US economy, could lead to a decrease in demand for products and reduced flows of capital and income to companies in other countries. Those events might particularly affect companies in emerging countries.
- **Information Risk** — Key information about an issuer, security, or market may be inaccurate or unavailable.
- **Liquidity Risk** — Foreign securities are sometimes less liquid than securities of comparably sized U.S. issuers.
- **Political Risk** — Foreign governments may expropriate assets, impose capital or currency controls, impose punitive taxes, or nationalize a company or industry. Any of these actions

---

could have a severe effect on security prices and impair a Fund's ability to bring its capital or income back to the United States. Other political risks include economic policy changes, social and political instability, military action, and war.

- **Interest Rate Risk and Credit Risk.** *Equity Income Fund only* — Investments in preferred stock and securities convertible into or exchangeable for common or preferred stock involve interest rate risk and credit risk. When interest rates decline, the value of such securities generally rises. Conversely, when interest rates rise, the value of such securities generally declines. This risk is particularly pronounced given that certain interest rates are at or near historical lows and that the Federal Reserve has begun to raise the Federal Funds rate, each of which results in more pronounced interest rate risk in the current market environment. It is also possible that the issuer of a security will not be able to make dividend, interest and principal payments when due. In addition, such securities are generally subordinated to bonds and other debt instruments in an issuer's capital structure in terms of having priority to corporate income, claims to corporate assets and liquidity payments, and therefore will be subject to greater credit risk than more senior debt instruments.
- **Issuer Risk.** The value of a security may decline for a number of reasons that directly relate to an issuer, such as management performance, financial leverage and reduced demand for the issuer's goods or services, as well as the historical and prospective earnings of the issuer and the value of its assets or factors unrelated to the issuer's value, such as investor perception.
- **Low Credit Quality Risk.** *Equity Income Fund only* — From time to time, up to 5% of the Equity Income Fund's portfolio holdings in preferred stock and convertible securities may be invested in below investment grade quality securities. Lower rated preferred stock and convertible securities are subject to greater credit risk, greater price volatility, and a greater risk of loss than investment grade securities. There may be less of a market for lower rated preferred stock and convertible securities, which could make it harder to sell them at an acceptable price. Lower rated securities are commonly referred to as "junk" or "high yield" securities.
- **Management Risk.** If the portfolio managers are incorrect in their assessment of the growth prospects of the securities a Fund holds, then the value of that Fund's shares may decline. In addition, a portfolio manager's strategy may produce returns that are different from other mutual funds that invest in similar securities.
- **Non-Diversification Risk.** *Focus Five Fund only* — The Focus Five Fund is classified as a "non-diversified" mutual fund, which means that a greater proportion of its assets may be invested in the securities of a single issuer than a "diversified" mutual fund. As a non-diversified mutual fund, more of the Fund's assets may be focused in the common stocks of a small number of issuers, which may make the value of the Fund's shares more sensitive to changes in the market value of a single issuer or industry than shares of a diversified mutual fund. The ability to invest in a more limited number of securities may increase the volatility of the Fund's investment performance, as the Fund may be more susceptible to risks associated with a single economic, market, political, or regulatory event than a diversified fund. If the securities in which the Fund invests perform poorly, the Fund could incur greater losses than it would have had if it had been invested in a greater number of securities.



- 
- **Small Capitalization Company Risk.** *Small Cap Growth Fund only* — Investing in securities of small capitalization companies may involve greater risks than investing in larger, more established issuers. Smaller capitalization companies typically have relatively lower revenues, limited product lines and lack of management depth, and may have a smaller share of the market for their products or services, than larger capitalization companies. The stocks of smaller capitalization companies tend to have less trading volume than stocks of larger capitalization companies. Less trading volume may make it more difficult for the portfolio managers to sell securities of smaller capitalization companies at quoted market prices. Finally, there are periods when investing in smaller capitalization stocks fall out of favor with investors and the stocks of smaller capitalization companies underperform.
  - **Small- and Mid-Capitalization Companies Risk.** *Focus Five Fund only* — Investing in securities of small and mid-capitalization companies may involve greater risks than investing in larger, more established issuers. Small and mid-capitalization companies may be less well established and may have a more highly leveraged capital structure, less liquidity, a smaller investor base, limited product lines, greater dependence on a few customers, or a few key personnel and similar factors that can make their business and stock market performance susceptible to greater fluctuation and volatility.
  - **Value Investing Risk.** Each Fund invests in “value” stocks. The portfolio manager may be wrong in the assessment of a company’s value and the stocks each Fund holds may not reach what the portfolio manager believes are their full values. From time to time “value” investing falls out of favor with investors. During those periods, each Fund’s relative performance may suffer.

**Portfolio Holdings.** A description of each Fund’s policies and procedures with respect to the disclosure of its portfolio securities is available in the Statement of Additional Information (“SAI”), which may be obtained by calling 800-GABELLI (800-422-3554), your financial intermediary, or free of charge through the Funds’ website at [www.gabelli.com](http://www.gabelli.com).

### **MANAGEMENT OF THE FUNDS**

**The Adviser.** Gabelli Funds, LLC, with its principal offices located at One Corporate Center, Rye, New York 10580-1422, serves as investment adviser to the Funds. The Adviser makes investment decisions for the Funds and continuously reviews and administers the Funds’ investment program and manages the operations of each Fund under the general supervision of the Company’s Board. The Adviser also manages several other open-end and closed-end investment companies in the Gabelli/GAMCO family of funds (“Gabelli/GAMCO Fund Complex” or “Fund Complex”). The Adviser is a New York limited liability company organized in 1999 and a wholly owned subsidiary of GAMCO Investors, Inc. (“GBL”), a publicly held company listed on the NYSE.

As compensation for its services and the related expenses borne by the Adviser, for the fiscal year ended September 30, 2017, each of the Small Cap Growth, Equity Income, and Focus Five Funds are contractually obligated to pay the Adviser an advisory fee computed daily and payable monthly equal to 1.00% of the value of each Fund’s average daily net assets.

---

Each Fund's semiannual report to shareholders for the period ended March 31, 2017 contained a discussion of the basis of the Board's determination to continue the investment advisory arrangements.

**The Portfolio Managers.** Mr. Mario J. Gabelli, CFA, is primarily responsible for the day to day management of the Small Cap Growth Fund and Equity Income Fund. Mr. Gabelli is Chairman and Chief Executive Officer of GBL and Executive Chairman of Associated Capital Group, Inc.; Chief Investment Officer — Value Portfolios of GBL, Gabelli Funds, LLC, and GAMCO Asset Management, Inc., another wholly-owned subsidiary of GBL; Chief Executive Officer and Chief Investment Officer of GGCP; and an officer or director of other companies affiliated with GBL. Mr. Gabelli serves as portfolio manager for and is a director of several funds in the Gabelli/GAMCO Fund Complex. The Adviser relies to a considerable extent on the expertise of Mr. Gabelli, who may be difficult to replace in the event of his death, disability, or resignation.

Mr. Daniel M. Miller has been a portfolio manager of the Gabelli Focus Five Fund since January 1, 2012. He is a Managing Director of GBL, Executive Vice President of Marketing for the mutual funds business, and a portfolio manager for the Adviser managing funds in the Gabelli/GAMCO Fund Complex. Mr. Miller joined GBL in 2002 and was previously Chairman and Head of Institutional Equities for Gabelli & Company, the firm's institutional research business. He graduated magna cum laude with a degree in finance from the University of Miami with a B.B.A. in Finance.

The SAI provides additional information about the portfolio managers' compensation, other accounts managed by them, and their ownership of securities in the Funds.

#### ***INDEX DESCRIPTIONS***

The **Russell 2000 Index** is an unmanaged index of the 2000 smallest common stocks in the Russell 3000 Index, which contains the 3000 largest stocks in the U.S. based on total market capitalization, consisting of a broad base of small cap common stocks. The index figures do not reflect any deduction for fees, expenses, or taxes. You cannot invest directly in the Russell 2000 Index.

The **S&P 500 Index** is a widely recognized, unmanaged index of common stock prices. The index figures do not reflect any deductions for fees, expenses, or taxes. You cannot invest directly in the S&P 500 Index.

The **Russell 1000 Index** is an unmanaged index that measures the performance of the large cap segment of the U.S. equity universe. It is a subset of the Russell 3000 Index and includes approximately 1000 of the largest securities based on a combination of their market capitalization and current index membership. The index figures do not reflect any deductions for fees, expenses, or taxes. You cannot invest directly in the Russell 1000 Index.

The **Russell 2500 Index** is an unmanaged index that measures the performance of the small to mid cap segment of the U.S. equity universe. It is a subset of the Russell 3000 Index and includes approximately 2500 of the smallest securities based on a combination of their market capitalization and current index membership. The index figures do not reflect any deductions for fees, expenses, or taxes. You cannot invest directly in the Russell 2500 Index.

The **MSCI ACWI ex U.S. Index** captures large and mid cap representation across 22 of 23 developed markets countries (excluding the U.S.) and 23 emerging markets countries. The index covers approximately 85% of the global equity opportunity set outside the U.S. The index figures do not reflect any deductions for fees, expenses, or taxes. You cannot invest directly in the Index.

---

## **CLASSES OF SHARES**

Each of the Funds offers five classes of its shares in this prospectus — Class AAA shares, Class A shares, Class C shares, Class I shares, and Class T shares. The Funds are not designed for market timers; see the section entitled “Redemption of Shares”. Each class of shares has different costs associated with buying, selling, and holding Fund shares. Your broker or other financial professional can assist you in selecting which class of shares best meets your needs based on such factors as the size of your investments and the length of time you intend to hold your shares.

The minimum initial investment for Class AAA, Class A, Class C, and Class T shares is \$1,000.

The Funds’ Class AAA shares are offered only to (1) clients of broker-dealers or other financial intermediaries (i) that charge such clients an ongoing fee for advisory, investment, consulting, or a similar service or (ii) where the Distributor has entered into an agreement permitting the financial intermediary to offer Class AAA shares through its mutual fund supermarket network or platform, and (2) customers of the Distributor.

Class T shares of the Fund are available only to investors who are investing through an authorized third party, such as a broker-dealer or financial intermediary, that has entered into a selling agreement with the Fund’s Distributor. Not all third parties make Class T shares available to their clients.

Class I shares are available to investors with a minimum investment of \$500,000 and purchasing the shares directly through the Distributor, or investors purchasing Class I shares through brokers or financial intermediaries that have entered into selling agreements with the Distributor specifically with respect to Class I shares.

The Distributor or its affiliates may, in their discretion, accept investments from purchasers that do not meet the qualification requirements.

There is no minimum for subsequent investments.

The table that follows summarizes the differences among the classes of shares.

- A “front-end sales load” or sales charge is a one time fee that may be charged at the time of purchase of shares.
- A contingent deferred sales charge (“CDSC”) is a one time fee that may be charged at the time of redemption.
- A “Rule 12b-1 fee” is a recurring annual fee for distributing shares and servicing shareholder accounts based on each Fund’s average daily net assets attributable to the particular class of shares.

In selecting a class of shares in which to invest, you should consider:

- the length of time you plan to hold the shares;
- the amount of sales charge and Rule 12b-1 fees, recognizing that your share of Rule 12b-1 fees as a percentage of your investment increases if a Fund’s assets increase in value and decreases if a Fund’s assets decrease in value;
- whether you qualify for a reduction or waiver of the Class A sales charge; and
- whether you qualify to purchase Class AAA shares or Class I shares.

	Class AAA Shares	Class A Shares	Class C Shares	Class I Shares	Class T Shares
Front-End Sales Load?	No.	Yes. The percentage declines as the amount invested increases.	No.	No.	Yes. The percentage declines as the amount invested increases.
Contingent Deferred Sales Charge?	No.	No, except for shares redeemed up to and including the last day of the eighteenth month after purchase as part of an investment greater than \$1 million if no front-end sales charge was paid at the time of purchase.	Yes, for shares redeemed up to and including the last day of the twelfth month after purchase.	No.	No.
Rule 12b-1 Fee	0.25%	0.25%	1.00%	None.	0.25%
Convertible to Another Class?	Yes, may be converted to Class I shares provided certain conditions are met.	Yes, may be converted to Class I shares provided certain conditions are met.	Yes, may be converted to Class I shares provided certain conditions are met.	No.	Yes, may be converted to Class I shares provided certain conditions are met.
Fund Expense Levels	Lower annual expenses than Class C shares. Higher annual expenses than Class I shares. Same as Class A and Class T shares.	Lower annual expenses than Class C shares. Higher annual expenses than Class I shares. Same as Class AAA and Class T shares.	Higher annual expenses than Class AAA, Class A, Class T or Class I shares.	Lower annual expenses than Class AAA, Class A, Class T or Class C shares.	Lower annual expenses than Class C shares, equal to Class AAA and Class A shares, and higher than Class I shares.

The following sections and Appendix A to this prospectus include important information about sales charges and sales charge reductions and waivers and describe information or records you may need to provide to the Funds or your broker in order to be eligible for sales charge reductions and waivers. Intermediaries may have different policies and procedures regarding the availability of sales charge reductions and waivers; please refer to Appendix A to this prospectus, which describes all such intermediaries. Information about sales charges and sales charge reductions and waivers to the various classes of each Fund's shares is also available free of charge and in a clear and prominent format on our website at [www.gabelli.com](http://www.gabelli.com). You should consider the information below as a guide only, as the decision on which share class is best for you depends on your individual needs and circumstances.

If you...	then you should consider...
• qualify for a reduced or waived front-end sales load	purchasing Class A or Class T shares instead of Class C shares
• do not qualify for a reduced or waived front-end sales load and intend to hold your shares for only a few years	purchasing Class C shares instead of Class A or Class T shares
• do not qualify for a reduced or waived front-end sales load and intend to hold your shares indefinitely	purchasing Class A or Class T shares instead of Class C shares
• are eligible and wish to purchase at least \$500,000 worth of shares or are otherwise eligible	purchasing Class I shares
• qualify for no-load	purchasing Class AAA shares

**Sales Charge — Class A Shares.** Unless you are eligible for a sales charge reduction or a waiver as set forth in Appendix A to this prospectus (applicable only to investors in the Small Cap Growth Fund and Equity Income Fund), the sales charge is imposed on Class A shares at the time of purchase in accordance with the following schedule. For investors investing in Class A shares of the Fund through a financial intermediary, it is the responsibility of the financial intermediary to ensure that such investors obtain the proper breakpoint discount.

<u>Amount of Investment</u>	<u>Sales Charge as % of the Offering Price*</u>	<u>Sales Charge as % of Amount Invested</u>	<u>Reallowance to Broker-Dealers</u>
Under \$50,000 .....	5.75%	6.10%	5.00%
\$50,000 but under \$100,000 .....	4.75%	4.99%	4.00%
\$100,000 but under \$250,000 .....	3.75%	3.90%	3.00%
\$250,000 but under \$500,000 .....	2.75%	2.83%	2.25%
\$500,000 but under \$1 million .....	2.00%	2.04%	1.75%
\$1 million but under \$2 million .....	0.00%**	0.00%	1.00%
\$2 million but under \$5 million .....	0.00%**	0.00%	0.50%
\$5 million or more .....	0.00%**	0.00%	0.25%

\* Front-end sales load.

\*\* Subject to a 1.00% CDSC for redemptions up to and including the last day of the eighteenth month after purchase.

No sales charge is imposed on reinvestment of dividends and distributions if you select that option in advance of the distribution.

**Sales Charge — Class T Shares.** Unless you are eligible for a sales charge reduction or a waiver, the public offering price you pay when you buy Class T shares of the Fund is the net asset value of the shares plus an initial sales charge. Absent a reduction or a waiver, an initial sales charge applies to all other purchases of Class T shares. The sales charge structure and policies of Class T shares may create a conflict of interest for financial intermediaries with respect to transactions in the Fund's Class T shares. Because each transaction in Class T shares (unless covered by a reduction or a waiver noted in Appendix A applicable to a particular intermediary) is subject to a new sales charge, this could incentivize multiple purchases and sales of Class T shares. It is the responsibility of the financial intermediary through which you have purchased Class T shares to ensure that you obtain the proper "breakpoint" discount. The sales charge is imposed on Class T shares at the time of purchase in accordance with the following schedule:

<u>Amount of Investment</u>	<u>Sales Charge as % of the Offering Price*</u>	<u>Sales Charge as % of Amount Invested</u>	<u>Reallowance to Broker-Dealers</u>
Less than \$250,000 .....	2.50%	2.56%	2.50%
\$250,000 but under \$500,000 .....	2.00%	2.04%	2.00%
\$500,000 but under \$1 million .....	1.50%	1.52%	1.50%
\$1 million and more .....	1.00%	1.01%	1.00%

\* Front-end sales load

No sales charge is imposed on reinvestment of dividends and distributions if you select that option in advance of the distribution.

---

### ***Breakpoints or Volume Discounts***

The Funds offer you the benefit of discounts on the sales charges that apply to purchases of Class A shares in certain circumstances. These discounts, which are also known as breakpoints, can reduce or, in some instances, eliminate the initial sales charges that would otherwise apply to your Class A shares investment. Mutual funds are not required to offer breakpoints and different mutual fund groups may offer different types of breakpoints.

Breakpoints or Volume Discounts allow larger investments in Class A shares to be charged lower sales charges. If you invest \$50,000 or more in Class A shares of the Funds, then you are eligible for a reduced sales charge. Initial sales charges are eliminated completely for purchases of \$1,000,000 or more, although a 1% CDSC may apply if shares are redeemed up to and including the last day of the eighteenth month after purchase.

### ***Sales Charge Reductions and Waivers — Class A Shares***

Reduced sales charges are available to (1) investors who are eligible to combine their purchases of Class A shares to receive Volume Discounts and (2) investors who sign a Letter of Intent (“Letter”) agreeing to make purchases over time. Certain types of investors, as set forth below, are eligible for sales charge waivers.

Class A shares of the Small Cap Growth Fund and Equity Income Fund may be available for purchase by clients of certain financial intermediaries without the application of a front-end sales load, as described in Appendix A to the prospectus.

You may qualify for a reduced sales charge, or a waiver of sales charges, on purchases of Class A shares. The requirements are described in the following paragraphs. To receive a reduction that you qualify for, you may have to provide additional information to your broker or other service agent. For more information about sales charge discounts and waivers, consult with your broker or other service provider.

***Volume Discounts/Rights of Accumulation.*** In order to determine whether you qualify for a Volume Discount under the foregoing sales charge schedule listed above, you may combine your new investment and your existing investments in Class A shares with those of your immediate family (spouse and children under age 21), your and their IRAs, and other employee benefit plans and trusts and other fiduciary accounts for your and their benefit. You may also include Class A shares of any other open-end investment company managed by the Adviser or its affiliates that are held in any of the foregoing accounts. The Funds use the current net asset value per share (“NAV”) of these holdings when combining them with your new and existing investments for purposes of determining whether you qualify for a Volume Discount.

Class T shares are not eligible for any waivers or reductions of the sales charges through Volume Discounts or Rights of Accumulation.

***Letter of Intent.*** If you initially invest at least \$1,000 in Class A shares of a Fund and submit a Letter to your financial intermediary or the Distributor, you may make purchases of Class A shares of that Fund during a thirteen month period at the reduced sales charge rates applicable to the aggregate amount of the intended purchases stated in the Letter. The Letter may apply to purchases made up to ninety days

---

before the date of the Letter. If you fail to invest the total amount stated in the Letter, the Funds will retroactively collect the sales charge otherwise applicable by redeeming shares in your account at their then current NAV. For more information on the Letter, call your broker.

Class T shares are not eligible for any waivers or reductions of the sales charge through Letters of Intent.

**Required Shareholder Information and Records.** In order for you to take advantage of sales charge reductions, you or your broker must notify the Funds that you qualify for a reduction. Without notification, the Funds are unable to ensure that the reduction is applied to your account. You may have to provide information or records to your broker or the Funds to verify eligibility for breakpoint privileges or other sales charge waivers. This may include information or records, including account statements, regarding shares of the Funds or shares of any other open-end investment company managed by the Adviser or its affiliates held in:

- all of your accounts at the Funds or a financial intermediary;
- any account of yours at another financial intermediary; and
- accounts of related parties of yours, such as members of the same family, at any financial intermediary.

You should therefore keep copies of these types of records.

**Investors Eligible for Sales Charge Waivers.** Class A shares of the Funds may be offered without a sales charge to: (1) employees of the Distributor and its affiliates, The Bank of New York Mellon Corporation, Boston Financial Data Services, Inc. (“BFDS”), State Street Bank and Trust Company, the Funds’ Transfer Agent (“the Transfer Agent” or “State Street”), BNY Mellon Investment Servicing (US) Inc. and Soliciting Broker-Dealers, employee benefit plans for those employees and their spouses and minor children of such employees when orders on their behalf are placed by such employees (the minimum initial investment for such purchases is \$500); (2) the Adviser, its affiliates and their officers, directors, trustees, general partners, and employees of other investment companies managed by the Adviser, employee benefit plans for such persons and their immediate family when orders on their behalf are placed by such persons (with no required minimum initial investment)—the term “immediate family” for this purpose refers to a person’s spouse, children and grandchildren (adopted or natural), parents, grandparents, siblings, a spouse’s siblings, a sibling’s spouse, and a sibling’s children; (3) any other investment company in connection with the combination of such company with the Funds by merger, acquisition of assets, or otherwise; (4) shareholders who have redeemed shares in the Funds and who wish to reinvest in the Funds, provided the reinvestment is made within 45 days of the redemption; (5) qualified employee benefit plans established pursuant to Section 457 of the Internal Revenue Code of 1986, as amended, that have established omnibus accounts with the Funds or an intermediary; (6) qualified employee benefit plans having more than one hundred eligible employees or a minimum of \$1 million in plan assets invested in the Funds; (7) any unit investment trusts registered under the Investment Company Act of 1940, as amended, which have shares of the Funds as a principal investment; (8) investment advisory clients of GAMCO Asset Management, Inc. and their immediate families; (9) employee participants of organizations adopting the 401(k) Plan sponsored by the Adviser; (10) financial institutions purchasing Class A shares of the Funds for clients participating in a fee based asset allocation program or wrap fee program which has been approved by the Funds’ Distributor; and (11) registered investment advisers or financial planners who place trades for their own accounts or the



---

accounts of their clients and who charge a management, consulting, or other fee for their services; and clients of such investment advisers or financial planners who place trades for their own accounts if the accounts are linked to the master account of such investment adviser or financial planner on the books and records of a broker or financial intermediary.

Additional categories of sales charge reductions and waivers available to investors in the Small Cap Growth Fund or Equity Income Fund are also set out in Appendix A to this prospectus. Investors who qualify under any of the categories described above or those set out in the Appendix A to this prospectus should contact their financial intermediary. Some of these investors may also qualify to invest in Class I shares.

### ***Contingent Deferred Sales Charges***

You will pay a CDSC when you redeem:

- Class A shares up to and including the last day of the eighteenth month from when they were purchased as part of an investment greater than \$1 million if no front-end sales charge was paid at the time of purchase; or
- Class C shares up to and including the last day of the twelfth month from when they were purchased.

The CDSC payable upon redemption of Class A shares and Class C shares in the circumstances described above is 1.00%. In each case, the CDSC is based on the NAV at the time of your investment or the NAV at the time of redemption, whichever is lower.

The Distributor pays sales commissions of up to 1.00% of the purchase price of Class C shares of the Funds at the time of sale to brokers and financial intermediaries that initiate and are responsible for purchases of such Class C shares of the Funds.

You will not pay a CDSC to the extent that the value of the redeemed shares represents reinvestment of distributions or capital appreciation of shares redeemed. When you redeem shares, we will assume that you are first redeeming shares representing reinvestment of distributions, then any appreciation on shares redeemed, and then any remaining shares held by you for the longest period of time. We will calculate the holding period of shares acquired through an exchange of shares of another fund from the date you acquired the original shares of the other fund. The time you hold shares in the Gabelli money market fund, however, will not count for purposes of calculating the applicable CDSC.

We will waive the CDSC payable upon redemptions of shares for:

- redemptions and distributions from retirement plans made after the death or disability of a shareholder;
- minimum required distributions made from an IRA or other retirement plan account after you reach age 70½;
- involuntary redemptions made by the Fund;
- a distribution from a tax deferred retirement plan after your retirement; and
- returns of excess contributions to retirement plans following the shareholder's death or disability.

The CDSC will be waived if you invest in the Small Cap Growth Fund or Equity Income Fund and purchase your shares through intermediaries identified in Appendix A to this prospectus.



---

Contingent deferred sales charges do not apply to redemptions of Class T shares.

**Rule 12b-1 Plan.** The Funds have adopted distribution plans under Rule 12b-1 (the “Plans”) for Class AAA, Class A, Class C, and Class T shares. Under these Plans, the Funds may use their assets to finance activities relating to the sale of their Class AAA, Class A, Class C, and Class T shares and the provision of certain shareholder services. To the extent that any activity is one that the Fund may finance without a distribution plan, the Fund may also make payments to compensate such activities outside a Plan and not be subject to its limitations.

The Class AAA Plans authorize payments by each Fund at an annual rate of 0.25% of such Fund’s average daily net assets attributable to Class AAA shares to finance distribution of its Class AAA shares or pay shareholder service fees. The Class A Plans authorize payments by each Fund at an annual rate of 0.25% of such Fund’s average daily net assets attributable to Class A shares to finance distribution of its Class A shares. The Class C Plans authorize payments by each Fund at an annual rate of 0.75% of such Fund’s average daily net assets attributable to Class C shares to finance distribution of its Class C shares and 0.25% to pay shareholder service fees. The Class T Plans authorize payments by each Fund at an annual rate of 0.25% of such Fund’s average daily net assets attributable to Class T shares to finance distribution of its Class T shares or pay shareholder service fees.

Because the Rule 12b-1 fees are higher for Class C shares than for Class AAA, Class A, or Class T shares, Class C shares will have higher annual expenses. Because Rule 12b-1 fees are paid out of the Funds’ assets on an ongoing basis, over time these fees will increase the cost of your investment and may cost you more than paying other types of sales charges.

**Redemption Fee.** Generally, if you sell or exchange your shares within seven days or less after the purchase date, you will be charged a redemption fee of 2.00% of the total redemption amount which is payable to the Fund. See “Redemption of Shares” herein.

### ***PURCHASE OF SHARES***

You can purchase the Funds’ shares on any Business Day.

- **By Mail or In Person.** You may open an account by mailing a completed subscription order form with a check or money order payable to “The Gabelli Small Cap Growth Fund”, “The Gabelli Equity Income Fund” or “The Gabelli Focus Five Fund” to:

**By Mail**

**The Gabelli Funds  
P.O. Box 8308  
Boston, MA 02266-8308**

**By Personal or Overnight Delivery**

**The Gabelli Funds  
c/o BFDS  
30 Dan Road  
Canton, MA 02021-2809**

You can obtain a subscription order form by calling 800-GABELLI (800-422-3554). Checks made payable to a third party and endorsed by the shareholder are not acceptable. For additional investments, send a check to the above address with a note stating your exact name and account number, the name of the fund(s), and class of shares you wish to purchase.

- 
- **By Internet.** You may open an account over the Internet at [www.gabelli.com](http://www.gabelli.com).
  - **By Bank Wire or ACH system.** To open an account using the bank wire transfer system, or ACH system, first telephone the Fund(s) at 800-GABELLI (800-422-3554) to obtain a new account number. Then instruct your bank to wire funds to:

**State Street Bank and Trust Company**  
225 Franklin Street, Boston, MA 02110  
ABA #011-0000-28 REF DDA #99046187  
Re: The Gabelli \_\_\_\_\_ Fund  
Account # \_\_\_\_\_  
Account of [Registered Owners]

- **By Telephone.** You may make purchases for an existing account with banking instructions on file by telephone at 800-GABELLI (800-422-3554).

If you are making an initial purchase, you should also complete and mail a subscription order form to the address shown under "By Mail." Note that banks may charge fees for wiring funds, although the Funds' Transfer Agent, State Street Bank and Trust Company (the "Transfer Agent" or "State Street"), will not charge you for receiving wire transfers.

You may purchase shares directly through registered broker-dealers or other financial intermediaries that have entered into appropriate selling agreements with the Distributor. In addition, certain investors who qualify may purchase Class I shares of a Fund directly from the Distributor.

Your broker-dealer or financial intermediary can obtain a subscription order form by calling 800-GABELLI (800-422-3554). The broker-dealer or other financial intermediary will transmit a purchase order and payment to State Street on your behalf. Broker-dealers or other financial intermediaries may send you confirmations of your transactions and periodic account statements showing your investments in the Funds.

**Share Price.** The Funds sell their shares based on the NAV per share next determined after the time as of which the Funds receive your completed subscription order form, but does not issue the shares to you until they receive full payment, subject to a front-end sales charge in the case of Class A shares. See "Pricing of Fund Shares" herein for a description of the calculation of the NAV, as described under "Classes of Shares — Sales Charge — Class A shares."

**Minimum Investments.** For all Funds, the minimum initial investment for Class AAA, Class A, Class C, and Class T shares is \$1,000 (\$250 for IRAs or Coverdell Education Savings Plans).

The minimum initial investment for Class I shares is \$500,000 for investors purchasing Class I shares directly through the Distributor. Investors who wish to purchase Class I shares through brokers or financial intermediaries that have entered into selling agreements with the Distributor specifically with respect to Class I shares should consult their broker or financial intermediary with respect to any minimum investment amount required for their account.

The Distributor or its affiliates may, in their discretion, waive the minimum investment requirement under certain circumstances. There is no minimum for subsequent investments. Broker-dealers and financial intermediaries may have different minimum investment requirements.

**General.** State Street will not issue share certificates unless you request them. The Funds reserve the right to (i) reject any purchase order if, in the opinion of the Funds' management, it is in a Fund's best

---

interest to do so, (ii) suspend the offering of shares for any period of time, and (iii) waive a Fund's minimum purchase requirements. Except for differences attributable to these arrangements, the shares of all classes are substantially the same.

**Third Party Arrangements.** In addition to, or in lieu of, amounts received by broker-dealers, or other financial intermediaries as reallowances of a portion of sales commissions, the Adviser and its affiliates may utilize a portion of their assets, which may include revenues received under the Plan, to pay all or a portion of the charges of various programs that make shares of the Funds available to their customers. These payments, sometimes referred to as "revenue sharing," do not change the price paid by investors to purchase the Funds' shares or the amount the Funds receive as proceeds from such sales. Revenue sharing payments may be made to broker-dealers and other financial intermediaries that provide services to the Funds or to shareholders in the Funds, including (without limitation) the following programs: shareholder servicing to Fund shareholders; transaction processing; "subaccounting services"; "marketing support"; access to sales meetings, sales representatives, and management representatives of the broker-dealer or other financial intermediaries; and inclusion of a Fund on a sales list, including a preferred or select sales list, and in other sales programs. These payments take a variety of forms, including (without limitation) compensation for sales, "trail" fees for shareholder servicing and maintenance of shareholder accounts, and finders' fees that vary depending on the Fund or share class and the dollar amount of shares sold. Finder's fees will not apply to purchases of Class T shares. Revenue sharing payments may be structured: (i) as a percentage of sales; (ii) as a percentage of net assets; and/or (iii) as a fixed dollar amount.

The Adviser may also provide non-cash compensation to broker-dealers or other financial intermediaries, in accordance with applicable rules of the Financial Industry Regulatory Authority, Inc. ("FINRA"), such as the reimbursement of travel, lodging, and meal expenses incurred in connection with attendance at educational and due diligence meetings or seminars by qualified registered representatives of those firms and, in certain cases, their families; meeting fees; certain entertainment; reimbursement for advertising or other promotional expenses; or other permitted expenses as determined in accordance with applicable FINRA rules. In certain cases these other payments could be significant.

Subject to tax limitations and approval by the Board, each of the Funds may also make payments to third parties out of their own assets (other than Rule 12b-1 payments) for a portion of the charges for programs that generally represent savings of expenses experienced by the Funds resulting from shareholders investing in the Funds through programs rather than investing directly in the Funds.

The Adviser negotiates the level of payments described above to any particular broker-dealer or other financial intermediary with each firm. Currently, such payments (expressed as a percentage of net assets) range from 0.10% to 0.40% per year of the average daily net assets of the applicable Fund(s) attributable to the particular firm depending on the nature and level of services and other factors.

In addition, in certain cases, broker-dealers or other financial intermediaries may have agreements pursuant to which shares of the Funds owned by their clients are held of record on the books of the Funds in omnibus accounts maintained by each intermediary, and the intermediaries provide those Fund shareholders with sub-administration and sub-transfer agency services. Pursuant to the Funds' transfer agency agreement, the Funds pay the transfer agent a fee for each shareholder account. As a result, the use of one omnibus account for multiple beneficial shareholders can create a cost savings to the Funds. The Board may, from time to time, authorize the Funds to pay a portion of the fees charged by these

---

intermediaries if (i) a cost savings to a Fund can be demonstrated and (ii) the omnibus account of the intermediary has net assets in a Fund in excess of \$10 million. In these cases, the Board may authorize a Fund to pay a portion of the fees to the intermediary in an amount no greater than the lower of the transfer agency cost savings relating to the particular omnibus account or 0.10% of the average daily net assets of that omnibus account. These payments compensate these intermediaries for the provision of sub-administration and sub-transfer agency services associated with their clients whose shares are held of record in this manner.

### ***Additional Purchase Information***

**Retirement Plans/Education Savings Plans.** The Funds make available IRAs, and Coverdell Education Savings Plans for investment in Fund shares. Applications may be obtained from the Distributor by calling 800-GABELLI (800-422-3554). Self-employed investors may purchase shares of the Funds through tax-deductible contributions to existing retirement plans for self-employed persons, known as “Keogh” or “H.R.-10” plans. The Funds do not currently act as sponsor to such plans. Fund shares may also be a suitable investment for other types of qualified pension or profit sharing plans which are employer sponsored, including deferred compensation or salary reduction plans known as “401(k) Plans.” For Class AAA, A, C, and T shares, the minimum initial investment in all such retirement or education savings plans is \$250. There is no minimum subsequent investment for retirement or education savings plans.

**Automatic Investment Plan.** The Funds offer an automatic monthly investment plan. For Class AAA, A, C, and T shares, there is no minimum initial investment for accounts establishing an automatic investment plan. Call your financial intermediary or the Distributor at 800-GABELLI (800-422-3554) for more details about the plan.

**Telephone or Internet Investment Plan.** You may purchase additional shares of the Funds by telephone and/or over the Internet if your bank is a member of the ACH system. You must have a completed and approved Account Options Form on file with the Transfer Agent. There is a minimum of \$100 for each telephone or Internet investment. However, you may split the \$100 minimum between two funds. To initiate an ACH purchase, call your financial intermediary or the Distributor at 800-GABELLI (800-422-3554) or 800-872-5365 or visit our website at [www.gabelli.com](http://www.gabelli.com).

**Voluntary Conversion.** Shareholders may be able to convert shares to Class I shares of a Fund, which have a lower expense ratio, provided certain conditions are met. For Class A, C, and T shares, this conversion feature is intended for shares held through a financial intermediary offering a fee based or wrap fee program that has an agreement with the Adviser or the Distributor specific for this purpose. Shareholders who currently hold Class AAA shares and are eligible to purchase Class I shares may convert existing Class AAA shares of the same Fund through their financial intermediary if their financial intermediary has a specific agreement with the Distributor. In such instances, Class AAA, Class A, Class C, or Class T shares may be automatically converted under certain circumstances. Generally, Class C shares are not eligible for conversion until the applicable CDSC period has expired. Under current interpretations of applicable federal income tax law by the Internal Revenue Service (“IRS”), this voluntary conversion of shares to Class I shares does not cause the shareholder or the Fund to recognize gain or loss for federal income tax purposes. Please contact your financial intermediary for additional information. Not all share classes are available through all financial intermediaries.

---

The Distributor has entered into an agreement with Merrill Lynch, Pierce, Fenner & Smith Inc. (“Merrill Lynch”), pursuant to which Class C shares of the Small Cap Growth Fund and the Equity Income Fund held by a Merrill Lynch customer will be converted into Class A shares of the same fund in the month of the 10-year anniversary of the purchase date.

If shares of a Fund are converted to a different share class of a Fund, the transaction will be based on the respective NAV of each class as of the trade date of the conversion. Consequently, a shareholder may receive fewer shares or more shares than originally owned, depending on that day’s NAVs. Please contact your tax adviser regarding the tax consequences of any conversion.

### ***REDEMPTION OF SHARES***

You can redeem shares of the Funds on any Business Day. The Funds may temporarily stop redeeming their shares when the NYSE is closed or trading on the NYSE is restricted, when an emergency exists and the Funds cannot sell their shares or accurately determine the value of their assets, or if the SEC orders the Funds to suspend redemptions.

The Funds redeem their shares based on the NAV next determined after the time as of which the Funds receive your redemption request in proper form, subject in some cases to a redemption fee or a CDSC, as described under “Classes of Shares — Contingent Deferred Sales Charges” or a redemption fee as described below in this section. A redemption is a taxable event to you on which you would realize gain or loss (subject to certain limitations on the deductibility of losses). In instances where a redemption fee is triggered, a CDSC may also apply, as described in greater detail in other parts of this prospectus.

You may redeem shares through a broker-dealer, or other financial intermediary that has entered into a selling agreement with the Distributor. The broker-dealer or financial intermediary will transmit a redemption order to State Street on your behalf. The redemption request will be effected at the NAV next determined (less any applicable CDSC) after the Funds receive the request in proper form. If you hold share certificates, you must present the certificates endorsed for transfer.

The Funds are intended for long term investors and not for those who wish to trade frequently in Fund shares. The Funds believe that excessive short term trading of Fund shares creates risks for the Funds and their long term shareholders, including interference with efficient portfolio management, increased administrative and brokerage costs, and potential dilution in the value of Fund shares.

In addition, because each Fund may invest in foreign securities traded primarily on markets that close prior to the time the Fund determines its NAV, frequent trading by some shareholders may, in certain circumstances, dilute the value of Fund shares held by other shareholders. This may occur when an event that affects the value of the foreign securities takes place after the close of the primary foreign market but before the time that the Fund determines its NAV. Certain investors may seek to take advantage of the fact that there will be a delay in the adjustment of the market price for a security caused by this event until the foreign market reopens (referred to as price arbitrage). If this occurs, frequent traders who attempt this type of price arbitrage may dilute the value of the Fund’s shares to the extent they receive shares or proceeds based upon NAVs that have been calculated using the closing market prices for foreign securities, if those prices have not been adjusted to reflect a change in the fair value of the foreign securities. In an effort to prevent price arbitrage, the Fund has procedures designed to adjust closing market prices of foreign securities before it calculates its NAV when it believes such an event has

---

occurred that will have more than a minimal effect on the NAV. Prices are adjusted to reflect what the Fund believes are the fair values of these foreign securities at the time the Fund determines its NAV (called fair value pricing). Fair value pricing, however, involves judgments that are inherently subjective and inexact since it is not possible to always be sure when an event will affect a market price and to what extent. As a result, there can be no assurance that fair value pricing will always eliminate the risk of price arbitrage.

In order to discourage frequent short term trading in Fund shares, each Fund has adopted policies and procedures that impose a 2.00% redemption fee (short term trading fee) on Class AAA, Class A, Class C, Class I, and Class T shares that are redeemed or exchanged within seven days of a purchase. This fee is calculated based on the shares' aggregate NAV on the date of redemption and deducted from the redemption proceeds. The redemption fee is not a sales charge; it is retained by the Funds, and does not benefit the Funds' Adviser or any other third party. For purposes of computing the redemption fee, shares will be redeemed in reverse order of purchase (the latest shares acquired will be treated as being redeemed first). Redemptions to which the fee applies include redemption of shares resulting from an exchange made pursuant to each Fund's exchange privilege. The redemption fee will not apply to redemptions of shares where (i) the shares were purchased through automatic reinvestment of dividends or other distributions, (ii) the redemption is initiated by the Fund, (iii) the shares were purchased through programs that collect the redemption fee at the program level and remit them to the Fund, or (iv) the shares were purchased through programs that the Adviser determines to have appropriate anti-short term trading policies in place or as to which the Adviser has received assurances that look-through redemption fee procedures or effective anti-short term trading policies and procedures are in place.

While each Fund has entered into information sharing agreements with financial intermediaries which contractually require such financial intermediaries to provide the Funds with information relating to their customers investing in each Fund through non-disclosed or omnibus accounts, the Funds cannot guarantee the accuracy of the information provided to it from financial intermediaries and may not always be able to track short term trading effected through these financial intermediaries. In addition, because each Fund is required to rely on information provided by the financial intermediary as to the applicable redemption fee, the Funds cannot guarantee that the financial intermediary is always imposing such fee on the underlying shareholder in accordance with each Fund's policies. Subject to the exclusions discussed above, each Fund seeks to apply these policies uniformly.

Certain financial intermediaries may have procedures which differ from those of the Funds to collect the redemption fees or that prevent or restrict frequent trading. Investors should refer to their intermediary's policies on frequent trading restrictions.

Each Fund continues to reserve all rights, including the right to refuse any purchase request (including requests to purchase by exchange) from any person or group who, in the Funds' view, is likely to engage in excessive trading or if such purchase is not in the best interest of the Funds and to limit, delay, or impose other conditions on exchanges or purchases. Each Fund has adopted a policy of seeking to minimize short term trading of its shares and monitors purchase and redemption activities to assist in minimizing short term trading.



---

If you hold shares directly through the Distributor, you may redeem shares:

- **By Letter.** You may mail a letter requesting the redemption of shares to: **The Gabelli Funds, P.O. Box 8308, Boston, MA 02266-8308.** Your letter should state the name of the fund(s) and the share class, the dollar amount or number of shares you wish to redeem, and your account number. You must sign the letter in exactly the same way the account is registered and, if there is more than one owner of shares, all owners must sign.
- **By Telephone or the Internet.** Unless you have requested that telephone or Internet redemptions from your account not be permitted, you may redeem your shares in an account (excluding an IRA) directly registered with State Street by calling either 800-GABELLI (800-422-3554) or 800-872-5365 (617-328-5000 from outside the United States) or by visiting our website at [www.gabelli.com](http://www.gabelli.com). You may not redeem Fund shares held through an IRA through the Internet. IRA holders should consult a tax adviser concerning the current tax rules applicable to IRAs. If State Street properly acts on telephone or Internet instructions after following reasonable procedures to protect against unauthorized transactions, neither State Street nor the Funds will be responsible for any losses due to unauthorized telephone or Internet transactions and instead you would be responsible. You may request that proceeds from telephone or Internet redemptions be mailed to you by check (if your address has not changed in the prior thirty days), forwarded to you by bank wire, or invested in another mutual fund advised by the Adviser (see “Exchange of Shares”). Among the procedures that State Street may use are passwords or verification of personal information. The Funds may impose limitations from time to time on telephone or Internet redemptions.
  1. Telephone or Internet Redemption By Check. The Funds will make checks payable to the name in which the account is registered and will normally mail the check to the address of record within seven days.
  2. Telephone or Internet Redemption By Bank Wire or ACH system. The Funds accept telephone or Internet requests for wire or ACH system redemptions in amounts of at least \$1,000. The proceeds are normally wired on the next Business Day.

If you redeem shares through your broker-dealer or other financial intermediary, the broker or financial intermediary will transmit a redemption order to State Street on your behalf. The redemption request will be effected at the NAV per share next determined (less any applicable CDSC and redemption fee, if applicable) after a Fund receives the request in proper form. If you hold share certificates, you must present the certificates endorsed for transfer. In the event that you wish to redeem Class A, Class C, Class I, or Class T shares in a registered account established by a broker-dealer or other financial intermediary, and you are unable to contact your broker-dealer or other financial intermediary, you may redeem shares in the same manner as the redemption of Class AAA shares described above.

**Automatic Cash Withdrawal Plan.** You may automatically redeem shares on a monthly, quarterly, or annual basis if you have at least \$10,000 in your account and if your account is directly registered with State Street. Please call 800-GABELLI (800-422-3554) for more information about this plan.

---

**Involuntary Redemption.** Each Fund may redeem all shares in your account (other than an IRA) if the value falls below \$1,000 as a result of redemptions (but not as a result of a decline in NAV). You will be notified in writing before a Fund initiates such action and you will be allowed thirty days to increase the value of your account to at least \$1,000.

**Reinstatement Privilege.** A shareholder in a Fund who has redeemed Class A shares may reinvest, without a sales charge, up to the full amount of such redemption based on the NAV determined at the time of the reinvestment within forty-five days of the original redemption. A redemption is a taxable transaction and a gain or loss may be recognized for federal income tax purposes even if the reinstatement privilege is exercised. However, any loss realized upon the redemption will not be recognized as to the number of shares acquired by reinstatement, except through an adjustment in the tax basis of the shares so acquired.

**Redemption Proceeds.** A redemption request received by the Fund will be effected based on the NAV per share next determined after the time as of which the Fund or, if applicable, its authorized designee, receives the request. If you request redemption proceeds by check, the Fund will normally mail the check to you within seven days after receipt of your redemption request. If you purchased your Fund shares by check or through the Automatic Investment Plan you may not receive proceeds from your redemption until the check clears, which may take up to as many as ten days following purchase. While a Fund will delay the processing of the redemption payment until the check clears, your shares will be valued at the next determined NAV after receipt of your redemption request.

**Redemption In Kind.** In certain circumstances, a Fund may pay your redemption proceeds wholly or partially in portfolio securities. Payments would be made in portfolio securities only in instances where the Company's Board (or its delegate) believes that it would be in a Fund's best interest not to pay the redemption proceeds in cash. A redemption in kind would be a taxable event to you on which you would realize a capital gain or capital loss (subject to possible limitations of deductibility). Please see "Redemption of Shares" in the SAI for additional information.

### ***EXCHANGE OF SHARES***

You can exchange shares of each Fund for shares of the same class of certain other funds managed by the Adviser or its affiliates based on their relative NAVs at the time of exchange (with the exception of Class T, which has no exchange privilege). To obtain a list of the funds whose shares you may acquire through an exchange, call 800-GABELLI (800-422-3554), or call your broker. Class C shares will continue to age from the date of the original purchase of such shares and will assume the CDSC rate such shares had at the time of exchange. You may also exchange your shares for shares of the same class of a money market fund managed by the Adviser or its affiliates without imposition of any CDSC at the time of exchange. Upon subsequent redemption from such money market fund or the Fund(s) (after re-exchange into the Fund(s)), such shares will be subject to the CDSC calculated by excluding the time such shares were held in a Gabelli money market fund. Each Fund may impose limitations on, or terminate, the exchange privilege with respect to any investor at any time. You will be given notice at least sixty days prior to any material change in the exchange privilege. An exchange of shares is a taxable event to you on which you would realize capital gain or capital loss (subject to possible limitations of deductibility).



---

In effecting an exchange:

- you must meet the minimum investment requirements for the fund whose shares you wish to purchase through exchange;
- if you are exchanging into a fund with a higher sales charge, you must pay the difference at the time of the exchange;
- if you are exchanging from a fund with a redemption fee applicable to the redemption involved in your exchange, you must pay the redemption fee at the time of exchange;
- you will realize a taxable gain or loss (subject to certain loss limitation rules) because the exchange is treated as a sale for federal income tax purposes;
- you should read the prospectus of the fund whose shares you are purchasing through exchange. Call 800-GABELLI (800-422-3554) or visit our website at [www.gabelli.com](http://www.gabelli.com) to obtain the prospectus; and
- you should be aware that a financial intermediary may charge a fee for handling an exchange for you.

You may exchange shares through the Distributor, directly from the Transfer Agent, or through your financial intermediary that has entered into the appropriate selling agreement with the Distributor.

- **Exchange by Telephone.** You may give exchange instructions by telephone by calling 800-GABELLI (800-422-3554).
- **Exchange by Mail.** You may send a written request for exchanges to: **The Gabelli Funds, P.O. Box 8308, Boston, MA 02266-8308**. Your letter should state your name, your account number, the dollar amount or number of shares you wish to exchange, the name and class of the fund(s) whose shares you wish to exchange, and the name of the fund(s) whose shares you wish to acquire.
- **Exchange through the Internet.** You may also give exchange instructions via the Internet at [www.gabelli.com](http://www.gabelli.com). The Funds may impose limitations from time to time on Internet exchanges.

Your financial intermediary may charge you a processing fee for assisting you in purchasing or redeeming shares of the Funds. This charge is set by your financial intermediary and does not benefit the Funds, the Distributor, or the Adviser in any way. It would be in addition to other sales charges and other costs, if any, described in this prospectus and must be disclosed to you by your broker-dealer or other financial intermediary.

### ***PRICING OF FUND SHARES***

The NAV is calculated separately for each class of shares of each Fund on each Business Day. The NYSE is open Monday through Friday, but currently is scheduled to be closed on New Year's Day, Martin Luther King, Jr. Day, Presidents' Day, Good Friday, Memorial Day, Independence Day, Labor Day, Thanksgiving Day, and Christmas Day and on the preceding Friday or subsequent Monday when a holiday falls on a Saturday or Sunday, respectively.

Each Fund's NAV is determined as of the close of regular trading on the NYSE, normally 4:00 p.m., Eastern Time. The NAV of each class of each Fund is computed by dividing the value of the applicable Fund's net assets, i.e. the value of its securities and other assets less its liabilities, including expenses payable or accrued but excluding capital stock and surplus attributable to the applicable class of shares,

---

by the total number of shares of such class outstanding at the time the determination is made. The price of each Fund's shares for the purpose of purchase and redemption orders will be based upon the calculation of the NAV next made after the time as of which the purchase or redemption order is received in proper form. Because the Funds may invest in foreign securities that are primarily listed on foreign exchanges that trade on weekends or other days when the Funds do not price their shares, the NAV of the Funds' shares may change on days when shareholders will not be able to purchase or redeem the Funds' shares.

Portfolio securities listed or traded on a nationally recognized securities exchange or traded in the U.S. over-the-counter market for which market quotations are readily available are valued at the last quoted sale price or a market's official closing price as of the close of business on the day the securities are being valued. If there were no sales that day, the security is valued at the average of the closing bid and asked prices or, if there were no asked prices quoted on that day, then the security is valued at the closing bid price on that day. If no bid or asked prices are quoted on such day, the security is valued at the most recently available price or, if the Board so determines, by such other method as the Board shall determine in good faith to reflect its fair market value. Portfolio securities traded on more than one national securities exchange or market are valued according to the broadest and most representative market, as determined by the Adviser.

Portfolio securities primarily traded on a foreign market are generally valued at the preceding closing values of such securities on the relevant market, but may be fair valued pursuant to procedures established by the Board if market conditions change significantly after the close of the foreign market but prior to the close of business of the Fund on the day the securities are being valued. Debt instruments for which market quotations are readily available are valued at the average of the latest bid and ask prices. If there were no ask prices quoted on such day, the security is valued using the closing bid price, unless the Board determines such amount does not reflect the securities' fair value, in which case these securities will be fair valued as determined by the Board. Certain securities are valued principally using dealer quotations. Futures contracts are valued at the closing settlement price of the exchange or board of trade on which the applicable contract is traded. OTC futures and options on futures for which market quotations are readily available will be valued by quotations received from a pricing service or, if no quotations are available from a pricing service, by quotations obtained from one or more dealers in the instrument in question by the Adviser.

Securities and other assets for which market quotations are not readily available are fair valued as determined by the Board. Fair valuation methodologies and procedures may include, but are not limited to: analysis and review of available financial and non-financial information about the company; comparisons with the valuation and changes in valuation of similar securities, including a comparison of foreign securities to the equivalent U.S. dollar value American Depositary Receipt securities at the close of the relevant U.S. exchange; and evaluation of any other information that could be indicative of the value of the security.

### ***DIVIDENDS AND DISTRIBUTIONS***

The Funds intend to pay dividends monthly for the Equity Income Fund and annually for the Small Cap Growth Fund and the Focus Five Fund and capital gain distributions, if any, on an annual basis. You may have dividends and/or capital gain distributions that are declared by the Funds automatically reinvested at

---

NAV in additional shares of the Funds. You will make an election to receive distributions in cash and/or Fund(s) shares at the time you first purchase your shares. You may change this election by notifying the Funds or your financial intermediary in writing at any time prior to the record date for a particular dividend or distribution. There are no sales or other charges in connection with the reinvestment of dividends and capital gain distributions. Shares purchased through reinvestment will receive a price without a sales charge based on the NAV on the reinvestment date, which is typically the date dividends or capital gains are paid to shareholders. There can be no assurance that the Fund will pay any dividends or realize any capital gains or other income with which to pay dividends and distributions. Distributions are taxable to you whether received in cash or additional shares. A dividend or capital gain distribution paid on shares purchased shortly before that dividend or capital gain distribution was declared will be subject to income taxes. Dividends and distributions may be different for different classes of shares of the Funds. The Equity Income Fund has adopted a policy to distribute a fixed amount each month to each class of shares. The Board of Directors may change or eliminate this policy at any time.

***Fixed Distribution Policy Risk.*** As noted, the Equity Income Fund has adopted a policy to distribute a fixed amount each month to each class of shares (the “Fixed Distribution Policy”). Section 19(b) of the Investment Company Act of 1940 and Rule 19b-1 promulgated thereunder limit the number of distributions of long-term capital gain a fund may make in any particular year. Depending on the circumstances, in order to remain in compliance with Rule 19b-1, the operation of the Equity Income Fund’s monthly Fixed Distribution Policy may require shareholders to pay tax on distributions at a higher rate than they otherwise would experience or may require them to make special tax filings to offset additional tax payments made by the Equity Income Fund. In extreme circumstances, compliance with Rule 19b-1 could have a material adverse effect on the Equity Income Fund’s investment program.

Rule 19b-1 contains a mechanism for a fund to request relief from the Securities and Exchange Commission (the “SEC”) to spread its long-term capital gain over up to all of its distributions in the event of unforeseen circumstances. Due to a very high level of net redemptions in 2015 compared to prior years while having very large amounts of unrealized long-term capital gain and very small amounts of unrealized long-term capital loss, in order to avert adverse consequences for the Equity Income Fund and its shareholders, the Equity Income Fund sought and received such SEC relief for 2015. However, the Equity Income Fund believes it is unlikely to be able to obtain such relief in similar circumstances in the future. Accordingly, the Equity Income Fund will monitor its distribution, estimated sources of income and tax situation carefully and may modify its Fixed Distribution Policy from time to time in an effort to reduce the likelihood of material adverse impacts in the future.

### **TAX INFORMATION**

The Funds expect that distributions will consist primarily of investment company taxable income and net capital gains. Dividends out of investment company taxable income and distributions of net short term capital gains (i.e., gains from securities held by the Funds for one year or less) are taxable to you as ordinary income, except that, if Fund distributions are properly designated and provided that certain holding period and other requirements are met, certain qualified dividends are eligible for a reduced rate. Properly designated distributions of net long term capital gains (each a “Capital Gain Dividend”), are taxable to you at long term capital gain rates no matter how long you have owned your shares. The current distribution policy of the Equity Income Fund is to pay a fixed amount on a monthly basis for each class of shares. To the extent such distributions are made from current or accumulated earnings and

---

profits, they are considered ordinary income or long term capital gains. This policy may restrict the Equity Income Fund's ability to pay out all of its net realized long term capital gains as a Capital Gain Dividend. Also, to the extent the Equity Income Fund has a pre-2012 capital loss carry forward, net capital gains in a subsequent year (but not current earnings and profits in that year) will be offset and any distributions of current earnings and profits will be treated as ordinary income at least to the extent of the utilized capital loss carry forward. The Funds' distributions, whether you receive them in cash or reinvest them in additional shares of the Fund(s), generally will be subject to federal, state, and/or local taxes. A redemption of the Funds' shares or an exchange of the Funds' shares for shares of another fund will be treated for tax purposes as a sale of the Funds' shares, and any gain you realize on such a transaction generally will be taxable. Foreign shareholders may be subject to a federal withholding tax.

If you sell your Funds' shares, it is considered a taxable event for you. Depending on the purchase price and the sale price of the shares you sell, you may have a gain or a loss on the transaction. You are responsible for any tax liabilities generated by your transaction.

By law, the Funds must withhold, as backup withholding, a percentage (currently 28%) of your taxable distributions and redemption proceeds if you do not provide your correct social security or taxpayer identification number and certify that you are not subject to backup withholding, or if the Internal Revenue Service instructs the Funds to do so.

This summary of tax consequences is intended for general information only and is subject to change by legislative, judicial or administrative action, and any such change may be retroactive. A more complete discussion of the tax rules applicable to you and the Funds can be found in the SAI that is incorporated by reference into this prospectus. You should consult a tax advisor concerning the tax consequences of your investment in the Funds.

#### ***MAILINGS AND E-DELIVERY TO SHAREHOLDERS***

In our continuing efforts to reduce duplicative mail and Fund expenses, we currently send a single copy of prospectus and shareholder reports to your household even if more than one member in your household owns the same fund or funds described in the prospectus or report. Additional copies of our prospectuses and reports may be obtained by calling 800-GABELLI (800-422-3554). If you do not want us to continue to consolidate your fund mailings and would prefer to receive separate mailings at any time in the future, please call us at the telephone number above and we shall resume separate mailings, in accordance with your instructions, within thirty days of your request. The Funds offer electronic delivery of Fund documents. Direct shareholders of the Funds can elect to receive the Funds' annual, semiannual, and quarterly reports, as well as manager commentaries and prospectus via e-delivery. For more information or to sign up for e-delivery, please visit the Funds' website at [www.gabelli.com](http://www.gabelli.com). Shareholders who purchased shares of a Fund through a financial intermediary should contact their financial intermediary to sign up for e-delivery of the Fund documents, if available.

---

### ***FINANCIAL HIGHLIGHTS***

The Financial Highlights tables are intended to help you understand the financial performance of each Fund for the past five fiscal years of each Fund's Class AAA, Class A, Class C, and Class I shares, and since the inception of each Fund's Class T shares. The total returns in the tables represent the percentage amount that an investor would have earned or lost on an investment in each Fund's designated class of shares (assuming reinvestment of all dividends and distributions). This information has been audited by Ernst & Young LLP, independent registered public accounting firm, whose report, along with each Fund's financial statements and related notes, are included in each Fund's annual report, which is available upon request.

## The Gabelli Small Cap Growth Fund Financial Highlights

Selected data for a share of capital stock outstanding throughout each period:

Year Ended September 30	Income (Loss) from Investment Operations					Distributions			Ratio to Average Net Assets/ Supplemental Data					
	Net Asset Value, Beginning of Period	Net Investment Income (Loss)(a)(b)	Unrealized Gain (Loss) on Investments	Total from Investment Operations	Net Investment Income (Loss)(c)	Net Realized Gain on Investments	Total Distributions	Redemption Fees(b)(c)	Net Asset Value, End of Period	Total Return†	Net Assets End of Period (in 000's)	Net Investment Income (Loss)(a)	Operating Expenses	Portfolio Turnover Rate
<b>Class AAA</b>														
2017	\$50.13	\$ 0.02	\$10.47	\$10.49	—	\$(1.99)	\$0.00	\$58.63	21.56%	\$1,882,823	0.04%	1.38%	(d)	4%
2016	45.47	0.02	6.36	6.38	—	(1.72)	0.00	50.13	14.26	1,779,333	0.05	1.39%	(d)(e)	4
2015	46.91	(0.05)	(0.47)	(0.52)	—	(0.92)	0.00	45.47	(1.25)	1,784,050	(0.10)	1.38%	(d)	9
2014	45.82	(0.14)	2.65	2.51	—	(1.42)	0.00	46.91	5.47	2,103,544	(0.28)	1.38		5
2013	35.84	0.20	10.87	11.07	\$(0.25)	(0.84)	0.00	45.82	31.82	2,171,213	0.50	1.39		5
<b>Class A</b>														
2017	\$50.11	\$ 0.01	\$10.47	\$10.48	—	\$(1.99)	\$0.00	\$58.60	21.55%	\$ 229,282	0.02%	1.38%	(d)	4%
2016	45.45	0.02	6.36	6.38	—	(1.72)	0.00	50.11	14.26	270,163	0.05	1.39%	(d)(e)	4
2015	46.89	(0.05)	(0.47)	(0.52)	—	(0.92)	0.00	45.45	(1.25)	276,603	(0.10)	1.38%	(d)	9
2014	45.80	(0.14)	2.65	2.51	—	(1.42)	0.00	46.89	5.47	292,796	(0.28)	1.38		5
2013	35.84	0.17	10.89	11.06	\$(0.26)	(0.84)	0.00	45.80	31.80	305,617	0.43	1.39		5
<b>Class C</b>														
2017	\$45.04	\$(0.34)	\$ 9.34	\$ 9.00	—	\$(1.99)	\$0.00	\$52.05	20.65%	\$ 233,786	(0.71)%	2.13%	(d)	4%
2016	41.31	(0.30)	5.75	5.45	—	(1.72)	0.00	45.04	13.41	227,464	(0.70)	2.14%	(d)(e)	4
2015	43.01	(0.38)	(0.40)	(0.78)	—	(0.92)	0.00	41.31	(1.98)	220,763	(0.85)	2.13%	(d)	9
2014	42.43	(0.46)	2.46	2.00	—	(1.42)	0.00	43.01	4.68	222,684	(1.03)	2.13		5
2013	33.27	(0.12)	10.12	10.00	—	(0.84)	0.00	42.43	30.80	186,540	(0.32)	2.14		5
<b>Class I</b>														
2017	\$51.09	\$ 0.16	\$10.67	\$10.83	\$(0.07)	\$(1.99)	\$0.00	\$59.86	21.84%	\$1,404,639	0.30%	1.13%	(d)	4%
2016	46.19	0.13	6.49	6.62	—	(1.72)	0.00	51.09	14.56	1,138,299	0.29	1.14%	(d)(e)	4
2015	47.52	0.08	(0.49)	(0.41)	—	(0.92)	0.00	46.19	(1.00)	1,041,910	0.17	1.13%	(d)	9
2014	46.29	(0.01)	2.66	2.65	—	(1.42)	0.00	47.52	5.72	899,211	(0.03)	1.13		5
2013	36.29	0.29	10.99	11.28	(0.44)	(0.84)	0.00	46.29	32.14	568,573	0.71	1.14		5
<b>Class T(f)</b>														
2017	\$54.90	\$(0.05)	\$ 3.78	\$ 3.73	—	—	—	\$58.63	6.79%	\$ 1	(0.37)%	1.37%	(d)(g)	4%

† Total return represents aggregate total return of a hypothetical \$1,000 investment at the beginning of the period and sold at the end of the period including reinvestment of distributions and does not reflect applicable sales charges. Total return for a period of less than one year is not annualized.

- (a) Due to capital share activity throughout the period, net investment income (loss) per share and the ratio to average net assets are not necessarily correlated among the different classes of shares.
- (b) Per share amounts have been calculated using the average shares outstanding method.
- (c) Amount represents less than \$0.005 per share.
- (d) The Fund received credits from a designated broker who agreed to pay certain Fund operating expenses. For the years ended September 30, 2017, 2016, and 2015, there was no impact on the expense ratios.
- (e) During the year ended September 30, 2016, the Fund received a reimbursement of custody expenses paid in prior years. Had such reimbursement (allocated by relative net asset values of the Fund's share classes) been included in that period, the expense ratios would have been 1.38% (Class AAA and Class A), 2.13% (Class C), and 1.13% (Class I).
- (f) Class T Shares were initially offered on July 5, 2017.
- (g) Annualized.

## The Gabelli Equity Income Fund Financial Highlights

Selected data for a share of capital stock outstanding throughout each period:

Year Ended September 30	Income from Investment Operations					Distributions				Ratios to Average Net Assets/ Supplemental Data					
	Net Asset Value, Beginning of Period	Net Investment Income(a)	Net Unrealized Gain/(Loss) on Investments	Total from Investment Operations	Net Investment Income	Net Realized Gain on Investments	Return of Capital	Total Distributions	Redemption Fees(a)(b)	Net Asset Value, End of Period	Total Return†	Net Assets End of Period (in 000's)	Net Investment Income	Operating Expenses	Portfolio Turnover Rate
<b>Class AAA</b>															
2017	\$24.06	\$0.24	\$ 2.97	\$ 3.21	\$(0.25)	\$(3.33)	\$(0.85)	\$(4.43)	\$0.00	\$22.84	13.91%	\$ 662,696	0.97%	1.39%(c)(d)	1%
2016	25.08	0.26	2.72	2.98	(0.26)	(2.35)	(1.39)	(4.00)	0.00	24.06	11.31	833,154	0.99	1.39(c)	1
2015	28.55	0.25	(1.71)	(1.46)	(0.18)	(1.83)	—	(2.01)	0.00	25.08	(5.40)	985,647	0.88	1.37(c)	3
2014	26.68	0.30	3.05	3.35	(0.44)	(0.38)	(0.66)	(1.48)	0.00	28.55	12.64	1,604,629	1.06	1.37	4
2013	22.54	0.29	4.49	4.78	(0.64)	—	—	(0.64)	0.00	26.68	21.38	1,726,724	1.15	1.39	6
<b>Class A</b>															
2017	\$23.96	\$0.24	\$ 2.96	\$ 3.20	\$(0.25)	\$(3.33)	\$(0.85)	\$(4.43)	\$0.00	\$22.73	13.92%	\$ 115,702	0.96%	1.39%(c)(d)	1%
2016	24.99	0.26	2.71	2.97	(0.26)	(2.35)	(1.39)	(4.00)	0.00	23.96	11.31	160,593	0.99	1.39(c)	1
2015	28.45	0.26	(1.71)	(1.45)	(0.18)	(1.83)	—	(2.01)	0.00	24.99	(5.38)	183,418	0.90	1.37(c)	3
2014	26.59	0.30	3.04	3.34	(0.44)	(0.38)	(0.66)	(1.48)	0.00	28.45	12.64	209,501	1.07	1.37	4
2013	22.47	0.28	4.48	4.76	(0.64)	—	—	(0.64)	0.00	26.59	21.36	215,353	1.14	1.39	6
<b>Class C</b>															
2017	\$20.99	\$0.05	\$ 2.56	\$ 2.61	\$(0.10)	\$(3.33)	\$(1.00)	\$(4.43)	\$0.00	\$19.17	13.04%	\$ 246,690	0.22%	2.14%(c)(d)	1%
2016	22.48	0.06	2.45	2.51	(0.09)	(2.35)	(1.56)	(4.00)	0.00	20.99	10.51	306,349	0.24	2.14(c)	1
2015	25.99	0.04	(1.54)	(1.50)	(0.18)	(1.83)	—	(2.01)	0.00	22.48	(6.10)	329,846	0.15	2.12(c)	3
2014	24.59	0.08	2.80	2.88	(0.25)	(0.38)	(0.85)	(1.48)	0.00	25.99	11.78	321,772	0.31	2.12	4
2013	20.97	0.09	4.17	4.26	(0.64)	—	—	(0.64)	0.00	24.59	20.50	224,804	0.38	2.14	6
<b>Class I</b>															
2017	\$24.80	\$0.31	\$ 3.07	\$ 3.38	\$(0.31)	\$(3.33)	\$(0.79)	\$(4.43)	\$0.00	\$23.75	14.19%	\$ 443,912	1.21%	1.14%(c)(d)	1%
2016	25.68	0.33	2.79	3.12	(0.32)	(2.35)	(1.33)	(4.00)	0.00	24.80	11.59	484,305	1.24	1.14(c)	1
2015	29.11	0.34	(1.76)	(1.42)	(0.18)	(1.83)	—	(2.01)	0.00	25.68	(5.15)	663,429	1.15	1.12(c)	3
2014	27.11	0.38	3.10	3.48	(0.51)	(0.38)	(0.59)	(1.48)	0.00	29.11	12.92	652,719	1.28	1.12	4
2013	22.84	0.35	4.56	4.91	(0.64)	—	—	(0.64)	0.00	27.11	21.67	382,333	1.38	1.14	6
<b>Class T(e)</b>															
2017	\$25.48	\$0.01	\$ 0.64	\$ 0.65	\$(0.01)	\$(3.19)	\$(0.09)	\$(3.29)	—	\$22.84	2.72%	\$ 1	0.20%(f)	1.39%(c)(f)	1%

† Total return represents aggregate total return of a hypothetical \$1,000 investment at the beginning of the period and sold at the end of the period including reinvestment of distributions and does not reflect applicable sales charges. Total return for a period of less than one year is not annualized.

- (a) Per share amounts have been calculated using the average shares outstanding method.  
(b) Amount represents less than \$0.005 per share.  
(c) The Fund received credits from a designated broker who agreed to pay certain Fund operating expenses. For the years ended September 30, 2017, 2016, and 2015, there was no impact on the expense ratios.  
(d) The Fund incurred interest expense during the year ended September 30, 2017. If interest expense had not been incurred, the ratio of operating expenses to average net assets would have been 1.38% (Class AAA, Class A, and Class T), 2.13% (Class C), and 1.13% (Class I). For the years ended September 30, 2016, 2015, 2014, and 2013, the effect of interest expense was minimal.  
(e) Class T Shares were initially offered on July 5, 2017.  
(f) Annualized.



## The Gabelli Focus Five Fund Financial Highlights

Selected data for a share of capital stock outstanding throughout each year:

Year Ended September 30	Income (Loss) from Investment Operations				Distributions		Ratios to Average Net Assets/ Supplemental Data							
	Net Asset Value, Beginning of Period	Net Investment Loss(a)(b)	Unrealized Gain (Loss) on Investments	Total from Investment Operations	Net Realized Gain on Investments	Total Distributions	Redemption Fees(b)(c)	Net Asset Value, End of Period	Total Return†	Net Assets End of Period (in 000's)	Net Investment Loss(a)	Expenses Net of Waivers/ Reimburse- ments	Expenses Before Waivers/ Reimburse- ments	Portfolio Turnover Rate
<b>Class AAA</b>														
2017	\$13.70	\$(0.15)	\$ 1.21	\$ 1.06	\$(0.15)	\$(0.15)	\$0.00	\$14.61	7.88%	\$ 22,542	(1.08)%	1.43%	1.43%(d)	77%
2016	12.00	(0.14)	1.84	1.70	—	—	0.00	13.70	14.17	33,695	(1.11)	1.42	1.42(d)	60
2015	15.22	(0.12)	(1.81)	(1.93)	(1.29)	(1.29)	0.00	12.00	(14.11)	38,960	(0.83)	1.37	1.37(d)	73
2014	13.72	(0.09)	1.75	1.66	(0.16)	(0.16)	0.00	15.22	12.15	57,565	(0.58)	1.38	1.38	94
2013	11.11	(0.14)	3.13	2.99	(0.38)	(0.38)	0.00	13.72	27.74	50,275	(1.05)	1.54(e)	1.54(e)	69
<b>Class A</b>														
2017	\$13.84	\$(0.15)	\$ 1.22	\$ 1.07	\$(0.15)	\$(0.15)	\$0.00	\$14.76	7.87%	\$ 29,391	(1.08)%	1.43%	1.43%(d)	77%
2016	12.12	(0.14)	1.86	1.72	—	—	0.00	13.84	14.19	43,775	(1.10)	1.42	1.42(d)	60
2015	15.36	(0.12)	(1.83)	(1.95)	(1.29)	(1.29)	0.00	12.12	(14.11)	57,987	(0.83)	1.37	1.37(d)	73
2014	13.85	(0.09)	1.76	1.67	(0.16)	(0.16)	0.00	15.36	12.11	105,369	(0.59)	1.38	1.38	94
2013	11.21	(0.14)	3.16	3.02	(0.38)	(0.38)	0.00	13.85	27.76	192,157	(1.05)	1.54(e)	1.54(e)	69
<b>Class C</b>														
2017	\$12.06	\$(0.22)	\$ 1.05	\$ 0.83	\$(0.15)	\$(0.15)	\$0.00	\$12.74	7.04%	\$ 37,147	(1.83)%	2.18%	2.18%(d)	77%
2016	10.64	(0.21)	1.63	1.42	—	—	0.00	12.06	13.35	57,796	(1.85)	2.17	2.17(d)	60
2015	13.73	(0.20)	(1.60)	(1.80)	(1.29)	(1.29)	0.00	10.64	(14.74)	70,274	(1.58)	2.12	2.12(d)	73
2014	12.49	(0.18)	1.58	1.40	(0.16)	(0.16)	0.00	13.73	11.25	87,443	(1.31)	2.13	2.13	94
2013	10.22	(0.22)	2.87	2.65	(0.38)	(0.38)	0.00	12.49	26.80	55,865	(1.79)	2.29(e)	2.29(e)	69
<b>Class I</b>														
2017	\$14.05	\$(0.11)	\$ 1.23	\$ 1.12	\$(0.15)	\$(0.15)	\$0.00	\$15.02	8.11%	\$ 71,138	(0.83)%	1.18%	1.18%(d)	77%
2016	12.27	(0.11)	1.89	1.78	—	—	0.00	14.05	14.51	103,490	(0.85)	1.17	1.17(d)	60
2015	15.50	(0.09)	(1.85)	(1.94)	(1.29)	(1.29)	0.00	12.27	(13.90)	174,754	(0.58)	1.12	1.12(d)	73
2014	13.94	(0.05)	1.77	1.72	(0.16)	(0.16)	0.00	15.50	12.39	318,785	(0.30)	1.13	1.13	94
2013	11.26	(0.11)	3.17	3.06	(0.38)	(0.38)	0.00	13.94	28.00	110,170	(0.79)	1.29(e)	1.29(e)	69
<b>Class T(f)</b>														
2017	\$14.18	\$(0.03)	\$ 0.46	\$ 0.43	—	—	—	\$14.61	3.03%	\$ 1	(0.96)%(g)	1.43%(g)	1.43%(d)(g)	77%

† Total return represents aggregate total return of a hypothetical \$1,000 investment at the beginning of the period and sold at the end of the period including reinvestment of distributions and does not reflect applicable sales charges. Total return for a period of less than one year is not annualized.

(a) Due to capital share activity, net investment loss per share and the ratio to average net assets are not necessarily correlated among the different classes of shares.

(b) Per share amounts have been calculated using the average shares outstanding method.

(c) Amount represents less than \$0.005 per share.

(d) The Fund received credits from a designated broker who agreed to pay certain Fund operating expenses. For the years ended September 30, 2017, 2016, and 2015, there was no impact to the expense ratios.

(e) Under an expense deferral agreement with the Adviser, the Adviser recovered from the Fund \$140,973 for the year ended September 30, 2013, representing previously reimbursed expenses from the Adviser. Had such payment not been made, the expense ratio would have been 1.48% (Class AAA and Class A), 2.23% (Class C), and 1.23% (Class I).

(f) Class T Shares were initially offered on July 5, 2017.

(g) Annualized.



---

## **APPENDIX A**

### **Sales Charge Reductions and Waivers Available through Certain Intermediaries**

Specific intermediaries may have different policies and procedures regarding the availability of front-end sales load waivers or CDSC waivers, which are discussed below. In all instances, it is the purchaser's responsibility to notify the Fund or the purchaser's financial intermediary at the time of purchase of any relationship or other facts qualifying the purchaser for sales charge reductions or waivers. **Not all intermediaries will offer the same reductions and waivers to persons purchasing shares of the Fund.** In order to receive these reductions or waivers shareholders will have to purchase Fund shares through an intermediary offering such reductions or waivers or directly from the Fund if the Fund offers such reductions or waivers. Please see the section entitled "Classes of Shares" for more information on sales charge reductions and waivers available for different classes of shares that are available for purchase directly from the Fund. Merrill Lynch's specific sales charge waivers and/or discounts are implemented and solely administered by Merrill Lynch. Please contact Merrill Lynch to ensure that you understand the steps that you must take to qualify for available waivers and discounts.

The information in this Appendix A is part of, and incorporated into, the Fund's prospectus.

### **Merrill Lynch, Pierce, Fenner & Smith Incorporated ("Merrill Lynch")**

Shareholders purchasing Small Cap Growth Fund or Equity Income Fund shares through a Merrill Lynch platform or account will be eligible only for the following load waivers (front-end sales charge waivers and contingent deferred, or back-end, sales charge waivers) and discounts, which may differ from those disclosed elsewhere in the Small Cap Growth Fund's and Equity Income Fund's prospectus.

<b>Front-end Sales Load Waivers on Small Cap Growth Fund and Equity Income Fund Class A Shares Available at Merrill Lynch</b>
Employer-sponsored retirement, deferred compensation and employee benefit plans (including health savings accounts) and trusts used to fund those plans, provided that the shares are not held in a commission-based brokerage account and shares are held for the benefit of the plan
Shares purchased by or through a 529 Plan
Shares purchased through a Merrill Lynch affiliated investment advisory program
Shares purchased by third party investment advisors on behalf of their advisory clients through Merrill Lynch's platform
Shares of funds purchased through the Merrill Edge Self-Directed platform (if applicable)
Shares purchased through reinvestment of capital gains distributions and dividend reinvestment when purchasing shares of the same fund (but not any other fund within the Fund Complex)
Shares exchanged from Class C shares of the same fund in the month of or following the 10 year anniversary of the purchase date
Employees and registered representatives of Merrill Lynch or its affiliates and their family members
Directors or Trustees of the Fund, and employees of the Fund's investment adviser or any of its affiliates, as described in this prospectus
Shares purchased from the proceeds of redemptions within the Fund Complex, provided (1) the repurchase occurs within 90 days following the redemption, (2) the redemption and purchase occur in the same account, and (3) redeemed shares were subject to a front-end or deferred sales load (known as Rights of Reinstatement)

---

<b>CDSC Waivers on Small Cap Growth Fund and Equity Income Fund Class A and C Shares Available at Merrill Lynch</b>
Death or disability of the shareholder
Shares sold as part of a systematic withdrawal plan as described in the Fund's prospectus
Return of excess contributions from an IRA Account
Shares sold as part of a required minimum distribution for IRA and retirement accounts due to the shareholder reaching age 70½
Shares sold to pay Merrill Lynch fees but only if the transaction is initiated by Merrill Lynch
Shares acquired through a right of reinstatement
Shares held in retirement brokerage accounts, that are exchanged for a lower cost share class due to transfer to a fee based accounts or platforms (applicable to A and C shares only)
<b>Front-end load Discounts Available at Merrill Lynch for the Small Cap Growth Fund and Equity Income Fund: Breakpoints, Rights of Accumulation &amp; Letters of Intent</b>
Breakpoints as described in this prospectus
Rights of Accumulation (ROA) which entitle shareholders to breakpoint discounts will be automatically calculated based on the aggregated holding of Fund Complex assets held by accounts within the purchaser's household at Merrill Lynch. Eligible Fund Complex assets not held at Merrill Lynch may be included in the ROA calculation only if the shareholder notifies his or her financial advisor about such assets
Letters of Intent (LOI) which allow for breakpoint discounts based on anticipated purchases within the Fund Complex, through Merrill Lynch, over a 13 month period of time (if applicable)

---

# Gabelli Equity Series Funds, Inc.

The Gabelli Small Cap Growth Fund  
The Gabelli Equity Income Fund  
The Gabelli Focus Five Fund  
(Class AAA, A, C, I, and T Shares)

---

## For More Information:

For more information about the Funds, the following documents are available free upon request:

### Annual/Semiannual Reports:

Each Fund's semiannual and audited annual reports to shareholders contain additional information on the Funds' investments. In each Fund's annual report, you will find a discussion of the market conditions and investment strategies that significantly affected each Fund's performance during its last fiscal year.

### Statement of Additional Information (SAI):

The SAI provides more detailed information about the Funds, including their operations and investment policies. It is incorporated by reference, and is legally considered a part of this prospectus.

### Appendix A:

Appendix A to this prospectus, "Sales Charge Reductions and Waivers Available through Certain Intermediaries" is a separate document that is incorporated by reference into this prospectus and contains information on sales charge reductions and waivers that differ from the sales charge reductions and waivers disclosed in this prospectus and the related SAI.

You can obtain free copies of these documents and prospectuses of other funds in the Gabelli/GAMCO family, or request other information and discuss your questions about the Funds by mail, toll free telephone, or the Internet as follows:

Gabelli Equity Series Funds, Inc.  
One Corporate Center  
Rye, NY 10580-1422  
Telephone: 800-GABELLI (800-422-3554)  
[www.gabelli.com](http://www.gabelli.com)

You can also review and/or copy the Funds' prospectus, annual/semiannual reports, and SAI at the Public Reference Room of the SEC in Washington, DC. You can obtain text-only copies:

- Free from the Funds' website at [www.gabelli.com](http://www.gabelli.com).
- For a fee, by electronic request at [publicinfo@sec.gov](mailto:publicinfo@sec.gov), by writing to the Public Reference Section of the SEC, Washington, DC 20549-1520, or by calling 202-551-8090.
- Free from the EDGAR Database on the SEC's website at [www.sec.gov](http://www.sec.gov).