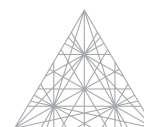


GGO

GABELLI GO ANYWHERE TRUST

1st Quarter - March 31, 2018



GABELLI
FUNDS

INVESTMENT OBJECTIVE

The Gabelli Go Anywhere Trust is a non-diversified, closed-end management investment company. The Fund's primary investment objective is total return, consisting of capital appreciation and current income.

NYSE American: **GGO**
CUSIP: 36250J109


PORTFOLIO HIGHLIGHTS - 03/31/18

Total Net Assets:	\$53 Million
Number of Holdings:	162
Net Asset Value ("NAV") per share:	\$19.49
NYSE American Market Price:	\$17.23
Premium (Discount):	(11.6)%
Expense Ratio ^(a) ^(b) :	2.5%
Turnover ^(b) :	180.2%
Inception Date:	09/02/16
Cash & Equivalents:	22.8%

(a) Ratio of operating expenses to average net assets attributable to common shares.

(b) As of 12/31/17.

TOP SECTORS OF PORTFOLIO



Information regarding the Fund's distribution policy and the most recent quarterly report, which contains a more extensive list of holdings, is available by calling 800-GABELLI (800-422-3554). The distribution rate is not representative of dividend yield or the total return of the Fund and has historically included a return of capital.

To participate in the Dividend Reinvestment Cash Purchase Plan please contact Computershare at (800) 336-6983.

CAPITAL STRUCTURE

1.6 Million Common Shares	\$32 Million (NAV)
Series A Cumulative Preferred Shares	\$21 Million

Leverage Risk. The use of leverage, which can be described as exposure to changes in price at a ratio greater than the amount of equity invested, through the issuance of preferred shares, magnifies both the favorable and unfavorable effects of price movements in the investments made by the Fund. The Fund's use of leverage in its investment operations subjects it to substantial risk of loss.

TOP TEN HOLDINGS


- CSRA Inc.
- CNH Industrial NV
- Herc Holdings Inc.
- DST Systems Inc.
- Blackhawk Network Holdings Inc.
- Orbital ATK Inc.
- Westar Energy Inc.
- Hewlett Packard Enterprise Co.
- Twenty-First Century Fox Inc.
- XL Group Ltd.

The top ten holdings and top sectors listed are not necessarily representative of the entire portfolio and are subject to change.

GABELLI GO ANYWHERE TRUST

1st Quarter - March 31, 2018

PORTFOLIO MANAGEMENT



Mario J. Gabelli, CFA, is Chairman, Chief Executive Officer, and Chief Investment Officer – Value Portfolios of GAMCO Investors, Inc. that he founded in 1977, and Chief Investment Officer – Value Portfolios of Gabelli Funds, LLC and GAMCO Asset Management Inc. He is also Executive Chairman of the Board of Directors of Associated Capital Group, Inc. Mr. Gabelli is a summa cum laude graduate of Fordham University and holds an MBA degree from Columbia Business School, and Honorary Doctorates from Fordham University and Roger Williams University.



Ronald S. Eaker joined GAMCO Investors, Inc. in 1987. Mr. Eaker is a Managing Director of Gabelli Fixed Income, Inc. and a portfolio manager of The Gabelli U.S. Treasury Money Market Fund. Mr. Eaker manages short term cash products and high grade intermediate fixed income products. Prior to joining Gabelli, Mr. Eaker was affiliated with Frank Henjes & Co. He is a graduate of Pennsylvania State University with a BS in Finance



Robert D. Leininger, CFA, joined GAMCO Investors, Inc. in 1993 as an equity analyst. Subsequently, he was a partner and portfolio manager at Rorer Asset Management before rejoining GAMCO in 2010 where he currently serves as a portfolio manager of Gabelli Funds, LLC and co-manages the Fund. Mr. Leininger is a magna cum laude graduate of Amherst College with a degree in Economics and holds an MBA from the Wharton School at the University of Pennsylvania



Laura S. Linehan joined the firm in 1995 as a research analyst responsible for the broadcasting and publishing industries. In 1998, Laura became Co-Portfolio Manager for the TETON Westwood Mighty MitesSM Fund. Laura began her investment career with Smith Barney's Media and Telecommunications Investment Banking Group. Laura is a graduate of Lehigh University with a BA in Biology. She also received an MBA from the Wharton School of Business at the University of Pennsylvania, and received her CFA designation in 1998.



Gian Maria Magrini, CFA joined GAMCO Investors, Inc. in 2011. He is a research analyst with responsibilities dedicated to the Gabelli open-end and closed-end merger arbitrage portfolios. In 2016, Gian Maria became a Co-Portfolio Manager for the The Gabelli Go Anywhere Trust. Mr. Magrini's responsibilities include global arbitrage research and assisting in the management of merger arbitrage portfolios. Gian Maria received a BS with honors in Finance from Fordham University, and received his CFA designation in 2016.

PERFORMANCE

Returns through March 31, 2018 (a)

Gabelli Go Anywhere Trust	Quarter	1 Year	Since Inception (11/02/16) *
NAV Total Return (b)	(2.80)%	3.86%	7.96%
Investment Total Return (c)	(3.11)	(3.74)	(10.51)
S&P 500 Index	(0.76)	13.99	25.03 (d)

[One Corporate Center, Rye, NY 10580-1422](#) | [1-800-GABELLI](#) | [www.gabelli.com](#)

Investors should carefully consider the investment objectives, risks, charges, and expenses of the Fund before investing.

The Fund's NAV per share will fluctuate with changes in the market value of the Fund's portfolio securities. Stocks are subject to market, economic, and business risks that cause their prices to fluctuate. Investors acquire shares of the Fund on a securities exchange at market value, which fluctuates according to the dynamics of supply and demand. When Fund shares are sold, they may be worth more or less than their original cost. Consequently, you can lose money by investing in the Fund.

** For purposes of calculating these comparative results, November 2, 2016, the date when the common shares began trading separately on the NYSE American, is considered the inception date.*

(a) Returns represent past performance and do not guarantee future results. Investment returns and the principal value of an investment will fluctuate. When shares are sold, they may be worth more or less than their original cost. Current performance may be lower or higher than the performance data presented. Visit [www.gabelli.com](#) for performance information as of the most recent month end. Performance returns for periods of less than one year are not annualized. Investors should carefully consider the investment objectives, risks, charges, and expenses of the Fund before investing. The S&P 500 Index is an unmanaged indicator of stock market performance. Dividends are considered reinvested. You cannot invest directly in an index.

(b) The total returns reflect changes in the NAV per share and are net of expenses. The inception return is based on a NAV of \$18.46 as of November 2, 2016. During the period September 2, 2016 through November 1, 2016 the Fund traded as a combination.

(c) The total returns reflect changes in closing market values on the NYSE American. The inception return is based on price of \$19.75 as of November 2, 2016. During the period September 2, 2016 through November 1, 2016 the Fund traded as a combination.

(d) From October 31, 2016, the date closest to the Fund's inception for which data is available.